

DRAWING MADE IN AMERICAN PROJECTION

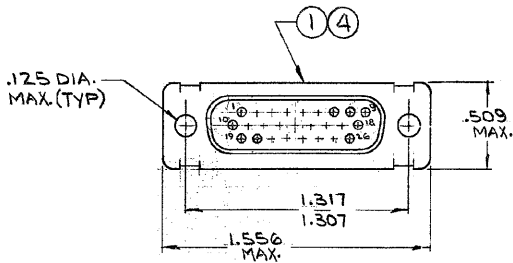
4

3

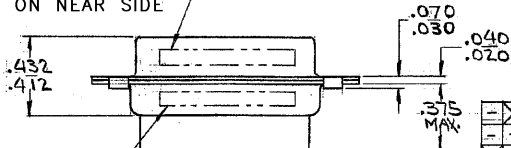
2

1

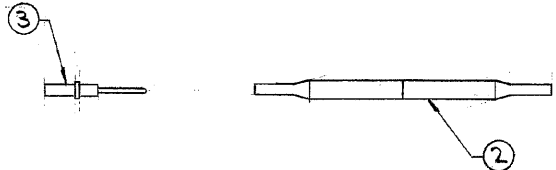
REVISIONS				
ZONE	LTR	DESCRIPTION	DATE	APPROVED
G1		REVISED PER ECO-11-005030	24MAR11	HMR



MFG'S NAME, BRAND, OR LOGO AND DATE CODE MARKED ON NEAR SIDE



MARKED ON FAR SIDE
 © M24308/4-12F(-1,-2,-3 ONLY)
 © M24308/8-12F(-4,-5,-6 ONLY)



-	-	-	-	-	MIL No. M24308/8-12F MARKED ON PACKAGE	
-	-	-	-	-	MIL No. M24308/4-12F MARKED ON PACKAGE	
-	-	-	-	-	MIL No. M24308/8-18F MARKED ON PACKAGE	
-	-	-	-	-	MIL No. M24308/4-18F MARKED ON PACKAGE	
1	1	1	-	-	C 204503-2 PLUG ASSY, SIZE 2 (BRASS SHELL)	4
26	26	-	-	-	B 204370-2 CONTACT PIN, SIZE 220	3
1	-	1	-	-	B 91067-1 INSERTION/EXTRACTION TOOL	2
-	-	-	1	1	C 204503-1 PLUG ASSY, SIZE 2 (STEEL SHELL)	1
6	5	4	3	2	QTY NUMBER NAME	ITEM No.
204515	204515	204515	204515	204515	UNLESS OTHERWISE SPECIFIED DIMENSIONS ARE IN INCHES TOLERANCES ON: DECIMALS .010 ANGLES .5°	
085					MATERIAL	
CONTRACT NO.		DR. <i>11/25/70</i>		NAME		
APPR. <i>12-2-70</i>		REL. <i>12-8-70</i>		DATE		
DSGN APPD		OTHER APPD		SIZE	CODE IDENT NO.	NUMBER
SCALE <i>1/16"</i>		SHEET		B	00779	204515
				REV	G1	
				SHEET 1 OF 1		

CUSTOMER DRAWING

PRINT DATE 11/25/70
 D 100
 1/25/70

4

3

2

A