

4 3 2 1

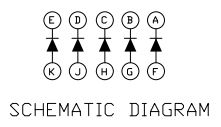
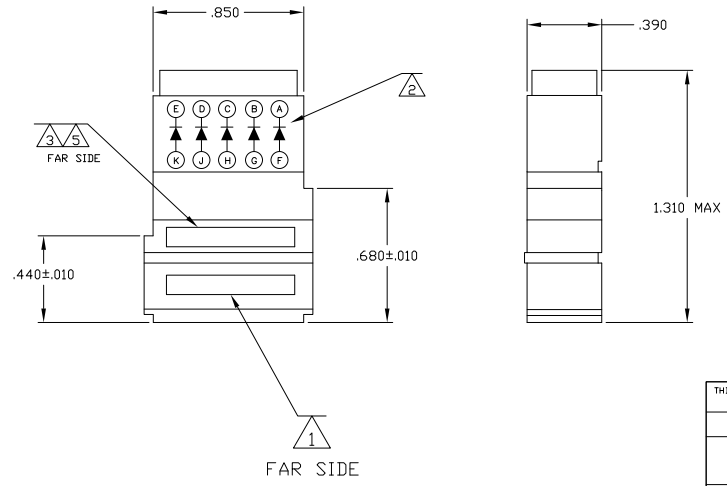
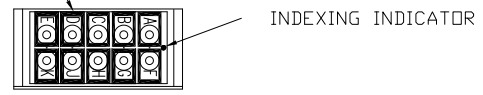
THIS DRAWING IS UNPUBLISHED. RELEASED FOR PUBLICATION. ALL RIGHTS RESERVED.

DESCRIPTION	MATERIAL	FINISH
MODULE ASSEMBLY	D.A.P. PER MIL-M14	COLOR: RED
GROMMET	FLDURSILICONE 40/50 PER MIL-R-25988	COLOR: NATURAL
CONTACT SOCKET	BERYLLIUM COPPER ASTM-B194	GOLD PLATE PER MIL-G-45204
RETAINING CLIP	BERYLLIUM COPPER ASTM-B194 OR STAINLESS STEEL PER QQ-S-766	NONE

LOC	REV	DATE	BY	APP'D
DF	AO			
	C	REV PER ECD 11-018944	14OCT11	PY DE

- 1 MARK MODULE IDENTIFICATION, 'AMP', AMP PART NO. AND DATE CODE .060 MINIMUM HIGH CHARACTERS PER 115-10002-2.
- 2 MARK MODULE WITH SCHEMATIC DIAGRAM AT AREA SHOWN PER 115-10002-2.
- 3 MARK MODULE 591863-3 WITH CUSTOMER PART NO. 204-16164-3 PER 115-10002-2.
- 4 DIODE MAY BE A COMMERCIAL DIODE THAT HAS BEEN SCREENED TO MEET THE REQUIREMENTS OF JANTXIN5552.
- 5 MARK MODULE 591863-2 WITH CUSTOMER P/N DSC254-1
- 6 P/N 591863-3 INCLUDES 11 PIN CONTACTS, P/N 2-592404-1 PACKAGED SEPARATELY

BUSSING ARRANGEMENT



NOTES	QTY OF DIODES	DIODE	PART NO.
	5	JANTXIN4007	591863-4
1 2	5	JANTXIN5552 4	591863-3
5	5	JANTXIN5552 4	591863-2
	5	JANTXIN5552 4	591863-1

THIS DRAWING IS A CONTROLLED DOCUMENT.

DIMENSIONS INCHES	0 P.L.C. ± .005	1 P.L.C. ± .005	2 P.L.C. ± .005	3 P.L.C. ± .005	4 P.L.C. ± .005	5 P.L.C. ± .005	6 P.L.C. ± .005	7 P.L.C. ± .005	8 P.L.C. ± .005	9 P.L.C. ± .005	10 P.L.C. ± .005	11 P.L.C. ± .005	12 P.L.C. ± .005
MATERIAL	FINISH												

DESIGNED BY: C. C. THOMAS, DATE: 6-4-03, DRAWN BY: J. EABY, DATE: 6-4-03, CHECKED BY: J. EABY, DATE: 6-4-03, PRODUCT SPEC: - , APPLICATION SPEC: - , WEIGHT: - , CUSTOMER DRAWING

TE Connectivity
MODULE ASSY, FEEDBACK, SIZE 20, TJ

SIZE: A2, CASE CODE: 00779, DRAWING NO: C-591863, RESTRICTED TO: -

CUSTOMER DRAWING SCALE: 2:1, SHEET: 1 of 1, REV: C