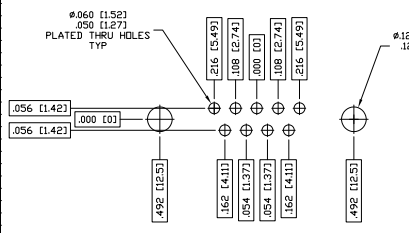
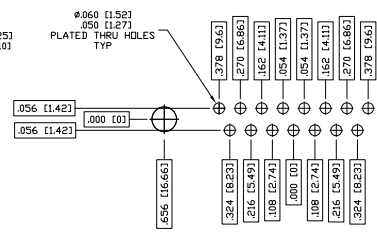


THIS DRAWING IS UNPUBLISHED. REPRODUCED FOR INFORMATION.
 © 2018 TYS ELECTRONICS CORPORATION. ALL RIGHTS RESERVED.

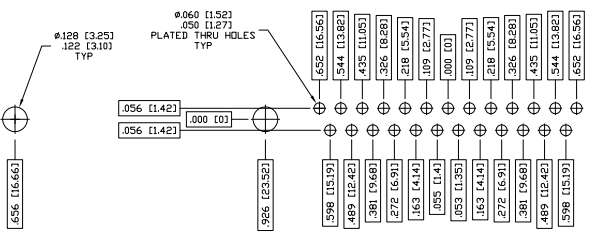
REV	DATE	BY	CHK	DESCRIPTION	DATE	BY	CHK
DF	DO	—	—	SEE SHEET 1	—	—	—



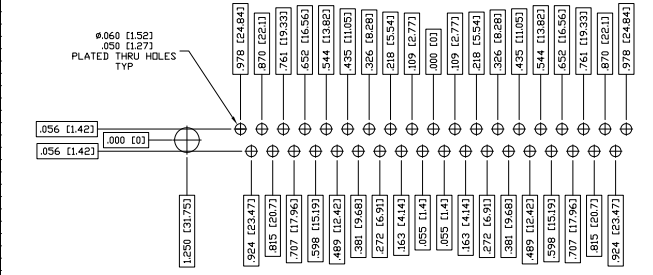
RECOMMENDED P.C. BOARD LAYOUT
SHELL SIZE 1 (9 POSITION)



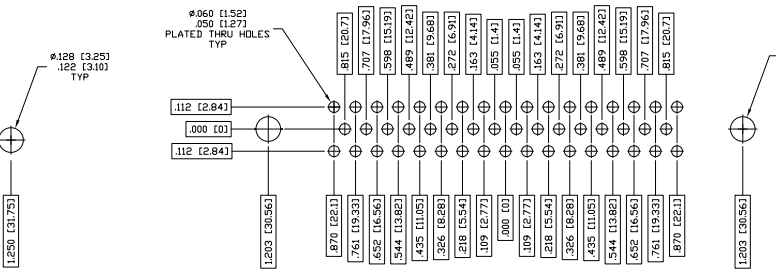
RECOMMENDED P.C. BOARD LAYOUT
SHELL SIZE 2 (15 POSITION)



RECOMMENDED P.C. BOARD LAYOUT
SHELL SIZE 3 (25 POSITION)



RECOMMENDED P.C. BOARD LAYOUT
SHELL SIZE 4 (37 POSITION)



RECOMMENDED P.C. BOARD LAYOUT
SHELL SIZE 5 (50 POSITION)

THIS DRAWING IS A CONTROLLED DOCUMENT.		11-11-18		TYS Electronics Corporation Harrisburg, Pa 17105-3008	
DESIGNED BY MICHAEL J. BAKER	DESIGNED BY MICHAEL J. BAKER	DATE 1-28-21	DATE 1-28-21	RECEPTACLE ASSY/AMPLITE RIGHT ANGLE/SERIES 109, SIZE 1 THRU 5	
SEE CALLOUTS	SEE CALLOUTS	SIZE A1	DATE 00779	REVISION NO. G=1218849	REVISION TO —
CUSTOMER DRAWING		SIZE 4.1	SHEET 2	OF 2	