THIS DRAWING IS UNPUBLISHED. RELEASED FOR PUBLICATION
© COPYRIGHT - BY TYCO ELECTRONICS CORPORATION. ALL RIGHTS RESERVED.

LOC	DIST	REVISIONS				
DF	DO	P	LTR	DESCRIPTION	DATE	DWN	APVD
			L	REV PER ECO 05-014985	4-10-06	CT	DM

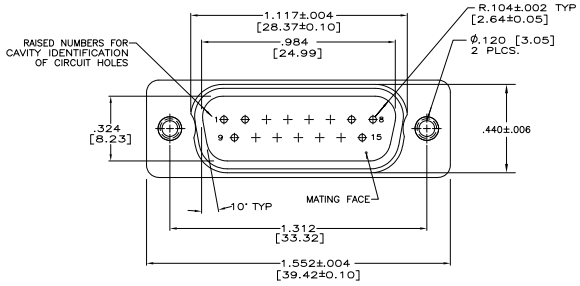

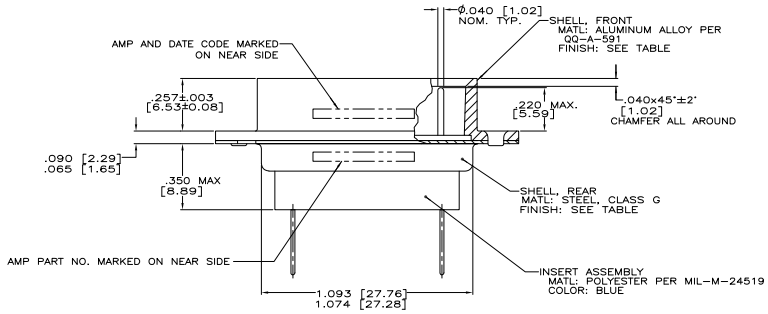

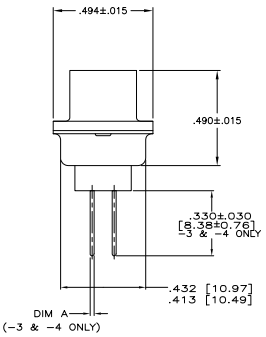

1. THIS PLUG WILL MATE WITH ANY 15 POSN.,SIZE 2 RECEPTACLE IN AMPLIMITE SERIES.
2. MAXIMUM WIRE INSULATION TO BE USED WITH THIS PLUG IS Ø.068 [1.73]
3. SST RETENTION CLIPS ARE INCLUDED IN INSERTS.
4. THIS PLUG IS DESIGNED TO CONFORM TO THE LATEST ISSUE OF MIL-C-24308.
5. 445006-1, -2 & 5--1 ARE SUPPLIED WITHOUT CONTACTS, 445006-3 & -4 SUPPLIED WITH CONTACTS.
6. THIS PLUG WILL ACCEPT SIZE 20 DM PIN CONTACT M39029/64-369 OR ANY AMP SIZE 20 DF PIN CONTACT.
7. FINISH: PLATED CADMIUM PER QQ-P-416, YELLOW CHROMATE.
8. FINISH: TIN PLATED PER MIL-T-10727.
9. FINISH: ZINC PLATED PER ASTM-B-633 .000200 MIN THK WITH SUPPLEMENTARY CHROMATE (Cr3+).

CONTACT FINISH	DIM A REF	REAR SHELL PLATING	FRONT SHELL PLATING	PART NUMBER
NO CONTACTS	–	9	9	5-445006-1
GOLD PER ASTM-B-488 OVER NICKEL PER QQ-N-290	.030 [0.76]	7	8	445006-4
GOLD PER ASTM-B-488 OVER COPPER PER AMS2410	.018 [0.46]	7	7	445006-3
NO CONTACTS	–	7	8	445006-2
NO CONTACTS	–	7	7	445006-1

THIS DRAWING IS A CONTROLLED DOCUMENT.

DIMENSIONS: INCHES

TOLERANCES UNLESS OTHERWISE SPECIFIED:
0 PLC ± -
1 PLC ± -
2 PLC ± -
3 PLC ± .005 [0.13]
4 PLC ± -
ANGLES ± -

MATERIAL -
FINISH -

DWN C.C.THOMAS 9/10/96
CHK J.NORTON 9-10-96
APVD J.NORTON 9-10-96
PRODUCT SPEC -
APPLICATION SPEC -
WEIGHT -

Tyco Electronics Corporation
Harrisburg, PA 17105-3608

NAME: PLUG ASSY,AMPLIMITE,15 POSN. SIZE 2,SERIES 109,BLINDMATE

SIZE A1 | CAGE CODE 00779 | DRAWING NO C-445006 | RESTRICTED TO -

CUSTOMER DRAWING | SCALE 4:1 | SHEET 1 OF 1 | REV L

AMP 4805 REV 31MAR2000

19APR2006 6:35am us016412 H:\docmod\445006_1-c.dwg

Downloaded from Elcodis.com electronic components distributor