THIS DRAWING IS UNPUBLISHED. RELEASED FOR PUBLICATION - .N/A .
© COPYRIGHT N/A BY TYCO ELECTRONICS CORPORATION. ALL INTERNATIONAL RIGHTS RESERVED.

LOC	DIST	REVISIONS				
DF	D0	P	LTR	DESCRIPTION	DATE	DWN	APVD
			L	REV PER ECO-10-010402	03JUN10	PY	RL

1. THIS RECEPTACLE WILL MATE WITH ANY 17C5, SIZE 4 PLUG IN AMPLIMITE SERIES.
2. MAXIMUM WIRE INSULATION TO BE USED WITH THIS RECEPTACLE IS ø.068.
3. THIS CONNECTOR ACCEPTS (5) POWER 8, OR COAX SOCKET CONTACTS IN POSITIONS A1 THRU A5, PURCHASED SEPARATELY.
4. THIS CONNECTOR ACCEPTS SIZE 20 SOCKET SIGNAL CONTACTS IN POSITIONS 1 THRU 12, PURCHASED SEPARATELY.
5. UL/CSA DESIGNATION STAMPED IN THIS AREA, OPTIONAL.
6. STEEL PER ASTM-A-109.
7. BRASS PER MIL-C-50 AND ASTM-B-36 UNS NO. C26000.
8. FINISH: CADMIUM PLATED PER QQ-P-416.
9. GOLD PLATED PER MIL-G-45204 TYPE II, GRADE C, CLASS 1 OVER COPPER PER MIL-C-14550, CLASS IV.
10. FINISH: TIN PER ASTM-B-545 .000200 MIN THK OVER COPPER PER AMS2418 .000100-.000200 THK.
11. FINISH: TIN PER ASTM-B-545 .000200 MIN THK OVER COPPER PER AMS2418 .000100-.000200 THK.
12. FINISH: ZINC PLATE PER ASTM-B-633 .000200-.000400 THK WITH SUPPLEMENTARY CHROMATE (Cr3+).

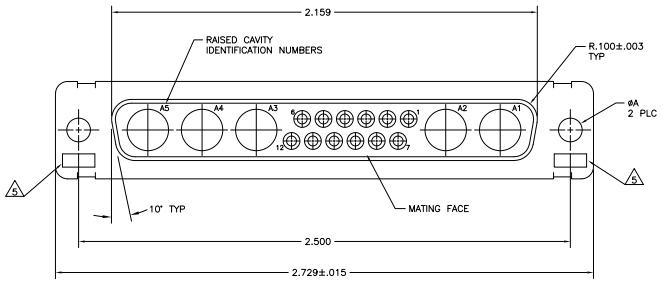

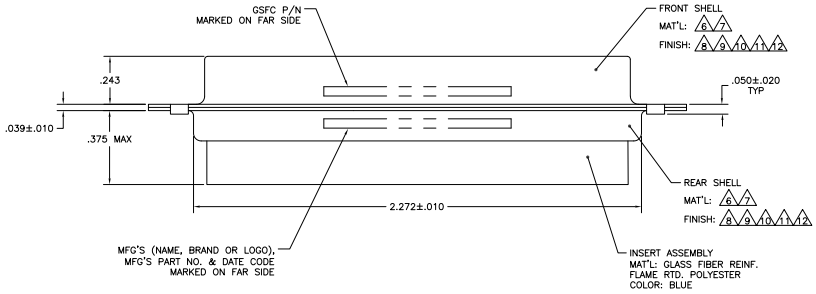

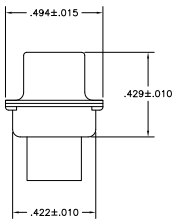

REMARKS	øA	GSFC P/N	PART NO
6 11	.120	–	5-212518-5
6 12	.120	–	5-212518-1
6 10	.120	–	212518-5
7 9	.154	311P405-17S-B-15	212518-4
7 9	.120	311P405-17S-B-12	212518-3
6 8	.120	–	212518-1

THIS DRAWING IS A CONTROLLED DOCUMENT.

DIMENSIONS: INCHES

TOLERANCES UNLESS OTHERWISE SPECIFIED:
0 PLC ± –
1 PLC ± –
2 PLC ± –
3 PLC ± .005(0.13)
4 PLC ± –
ANGLES ± 0°30'

MATERIAL –
FINISH –

DRN C.C.THOMAS 26JAN88
CHK A.EMADI 26JAN88
APVD A.EMADI 26JAN88
PRODUCT SPEC –
APPLICATION SPEC –
WEIGHT –

Tyco Electronics
Tyco Electronics Corporation
Harrisburg, PA 17105-3608

NAME
RECEPTACLE ASSEMBLY
AMPLIMITE 17C5
SIZE 4, SERIES 109, COAX MIX

SIZE A1 | CAGE CODE 00779 | DRAWING NO C-212518 | RESTRICTED TO –

CUSTOMER DRAWING | SCALE 4:1 | SHEET 1 OF 1 | REV L

4805 (1/08)

Downloaded from Elcodis.com electronic components distributor