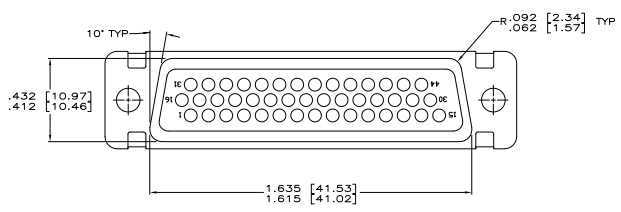
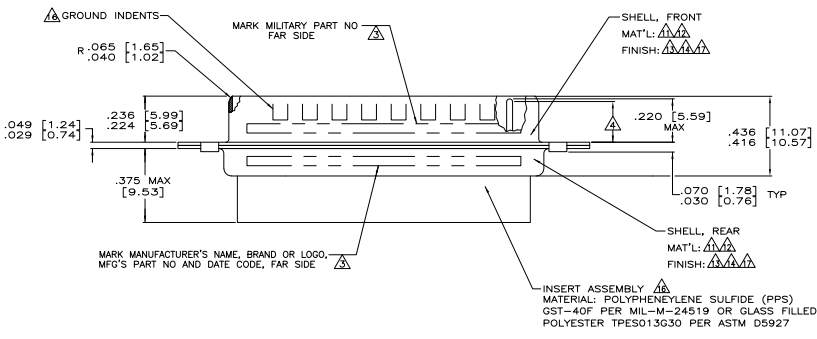
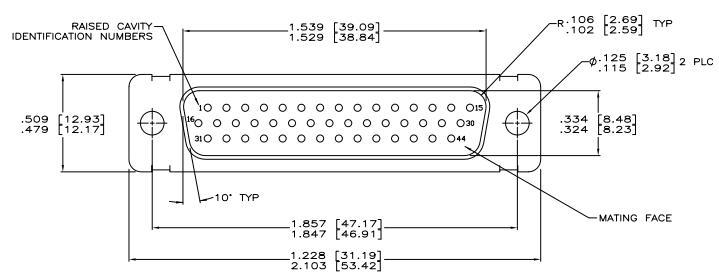


REV	DATE	DESCRIPTION	BY	CHK	APP
1					
2					
3					
4					
5					
6					
7					
8					



SUPSD. BY 204505-1  
 SUPSD. BY 593064-3

REMARKS	INSERT ARRANGEMENT	NO. OF POS	SHELL SIZE	PACKAGE MILITARY P/N	MILITARY P/N ON CONNECTOR	TE P/N ON CONNECTOR	PART NUMBER
[triangle symbol]	MS18275-2	44	3			204505-6	204505-6
[triangle symbol]	MS18275-2	44	3			204505-5	204505-5
[triangle symbol]	MS18275-2	44	3			204505-4	204505-4
[triangle symbol]	MS18275-2	44	3			204505-3	204505-3
[triangle symbol]	MS18275-2	44	3	M24308/8-266F	M24308/8-13F	204517-5	204505-1
[triangle symbol]	MS18275-2	44	3	M24308/4-266F	M24308/4-13F	204517-2	204505-2

- THIS CONNECTOR ASSEMBLY IS SUPPLIED WITH METAL CONTACT RETENTION CLIPS INSTALLED IN THE INSERT ASSEMBLY.
- THIS CONNECTOR ASSEMBLY MEETS THE REQUIREMENTS OF MIL-C-24308 AND MATES WITH ANY RECEPTACLE CONNECTOR WITH THE SAME INSERT ARRANGEMENT.
- THE PART NUMBER MARKED ON THE CONNECTOR MAY DIFFER FROM THE PART NUMBER ORDERED DUE TO THE MARKING REQUIREMENTS OF MIL-C-24308 (PART NUMBER MARKED ON CONNECTOR REPRESENTS CONNECTOR ASSEMBLY WITH CONTACTS). MARK WITH .047 [1.19]-.062 [1.57] HIGH CHARACTERS. FAR SIDE REFERS TO THE WIDE SIDE OF THE KEYSTONE.
- FULL PIN DIAMETER EXTENSION IS .155 [3.94] MIN. CONTACT NOT INCLUDED - SHOWN FOR DIMENSIONAL REFERENCE ONLY.
- THIS CONNECTOR ASSEMBLY IS DESIGNED TO ACCEPT SIZE 22 CRIMP TYPE PIN CONTACT MILITARY PART NUMBER M39029/58-360 (TE PART NUMBER 204370-2). FOR ALTERNATE CONTACT OPTIONS CONSULT TE CATALOG.
- MAXIMUM WIRE INSULATION TO BE USED WITH THIS CONNECTOR ASSEMBLY IS .054 [1.37] DIAMETER.
- FOR CONTACT CRIMPING INSTRUCTION SHEET REFER TO TE IS 7516. FOR CONTACT INSTALLATION AND REMOVAL INSTRUCTION SHEET REFER TO TE IS 7508.
- PART NUMBER FOR ORDERING.
- DIMENSIONS AND TOLERANCES PER ANSI Y14.5M-1982.
- THIS DRAWING SHALL BE INTERPRETED IN ACCORDANCE WITH APPLICABLE STANDARDS LISTED IN MIL-STD-100.
- MATERIAL: BRASS ALLOY PER ASTM B 36.
- MATERIAL: STEEL PER ASTM-A-109 OR EQUIVALENT.
- FINISH: CADMIUM PER QQ-P-416, TYPE II, CLASS 2 OVER COPPER PER AMS2418, CLASS 4.
- FINISH: TIN PER ASTM-B-545, .000200 MIN THICK OVER .000050 TO .000200 COPPER PER AMS2418.
- INSERT MATERIAL FOR 204505-3; PHENOLIC COLOR: BLACK.
- FRONT SHELL HAS GROUND INDENTS ON 204505-4 & -5 ONLY.
- FINISH: BRIGHT TIN PER ASTM-B-545, .000400-.000550 THK OVER COPPER PER AMS2418, .000050 MIN THK.

THIS DRAWING IS A CONTROLLED DOCUMENT

DESIGNED BY: J. GILMAN  
 DRAWN BY: J. GILMAN  
 CHECKED BY: J. GILMAN  
 APPROVED BY: J. GILMAN

DATE: 01-04-08  
 SHEET: 1 OF 1

DESCRIPTION: AMPHILITE PLUG ASSY WITHOUT SIZE 22D CRIMP TYPE PIN CONTACTS SERIES NO. SHELL SIZE 3

REVISED PER EDD-08-012541

CUSTOMER DRAWING