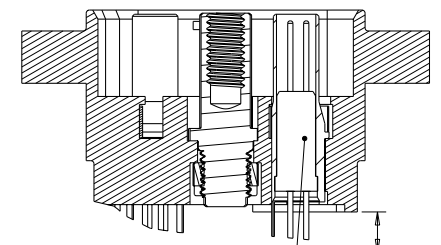
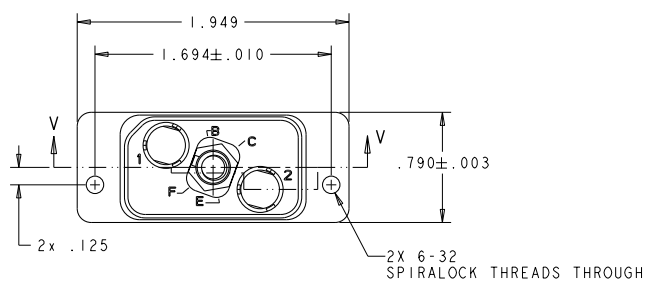
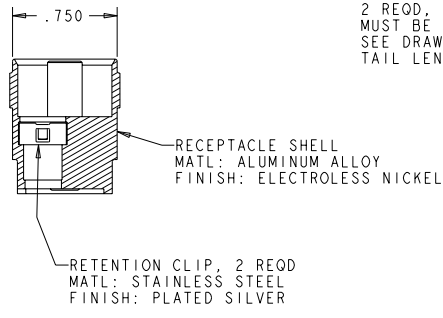
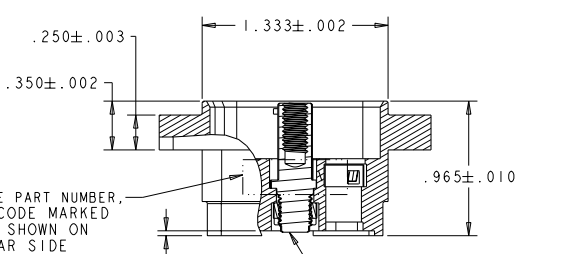


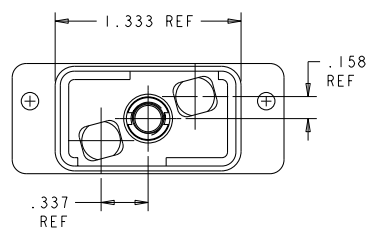
| REV | DATE | BY | CHKD | APPROV |
|-----|-----------------------|----------|------|--------|
| B | REV PER ECR-05-012314 | DMOYOS | BH | DM |
| C | REV PER ECO 08-000829 | DMAR2008 | CT | DM |



FR/FR QUADRAX PIN ASSY
2 REOD, NOT INCLUDED.
MUST BE ORDERED SEPARATELY;
SEE DRAWING 1445626; VARIOUS
TAIL LENGTHS ARE AVAILABLE



JACK POST ASSY
SIMILAR TO BACC65AG
(NOT INCLUDED ON -1)
FLAT PLZLN W/ 1604896-2



REFERENCE APPLICATION SPEC.
FOR RECOMMENDED BOARD LAYOUT

| DUST COVER | DESCRIPTION | PART NO. |
|------------------------|--------------------------------------|-----------|
| INCLUDED; SEE SHT 2 | WITH JACKPOST (FLAT POLARIZATION) | 1604896-2 |
| NOT INCLUDED | WITHOUT JACKPOST | 1604896-1 |
| P/N 1604996-2 | | |

| | | | |
|---|--|---|---|
| DIMENSIONS: IN 0 PLC ±. 1 PLC ±. 2 PLC ±. 3 PLC ±.005 4 PLC ±. ANGLES ±. MATERIAL - FINISH - | TO: BRAND'S DIVISION OPERATIVE SPECIFICS DATE: 25 JUNE 2004 BY: W. H. BERNHART APPROV: W. H. BERNHART DATE: 25 JUNE 2004 APPLICATION SPEC 114-13123 WEIGHT - CUSTOMER DRAWING | 25 JUNE 2004 B. G. D. 2004 W. H. BERNHART W. H. BERNHART 25 JUNE 2004 ASSEMBLY, RECEPTACLE, QUADRAX, PWB MOUNT, FR/FR, 2 POSN SHEET CASE CODE DRAWING NO A2 00779 ©-1604896 SCALE 2:1 SHEET 1 OF 2 REV C | Tyco Electronics Harrisburg, PA 17105-3608 |
|---|--|---|---|

4

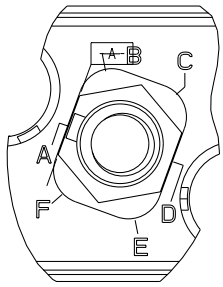
3

2

1


THIS DRAWING IS UNPUBLISHED. RELEASED FOR PUBLICATION
 BY TYCO ELECTRONICS CORPORATION. ALL RIGHTS RESERVED.

| LOC | DIST | REVISIONS | | | | | |
|-----|------|-----------|-----|-------------|------|----|------|
| DF | A5 | P | LYR | DESCRIPTION | DATE | BY | APPR |
| | | - | | SEE SHEET 1 | - | - | - |
| | | | | | | | |
| | | | | | | | |



**1604896-2
(FLAT PLZN)**

(PLZN CODES, A THRU F, SHOWN FOR REF ONLY; MARKING ON SHELL WILL ONLY SHOW CODES B,C,E AND F)



ESD DUST COVER; PART NUMBER 1604996-2 INCLUDED WITH ASSY PART NUMBER 1604896-2

SHOWN WITH DUST COVER

| | | | |
|---|---|--|--|
| <small>TOP DIMENSIONS CONTROLLED TO 0.005" UNLESS OTHERWISE SPECIFIED. DIMENSIONS SHOWN ARE UNLESS OTHERWISE SPECIFIED.</small> | | DWG 25 JUNE 2004 BY: A. D. J. O. A. CHK W. H. BERNHART 25 JUNE 2004 APPR W. H. BERNHART 25 JUNE 2004 | Tyco Electronics Harrisburg, PA 17105-3608 |
| DIMENSIONS: IN | TO DRAWING ONLY: OPERATIVE SPECIFICS: 0 PLC ±: 1 PLC ±: 2 PLC ±: 3 PLC ±: 4 PLC ±: ANGLES ±: MATERIAL: FINISH: | NAME ASSEMBLY, RECEPTACLE, QUADRAX, PWB MOUNT, FR/FR, 2 POSN | SHEET CASE CODE DRAWING NO A2 00779 1604896 |
| WEIGHT CUSTOMER DRAWING | | RESTRICTED TO SCALE 5:1 SHEET 2 OF 2 REV C | |