

4

3

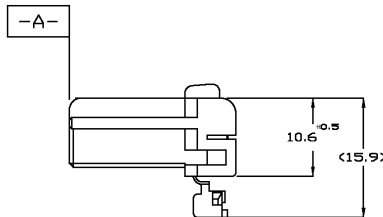
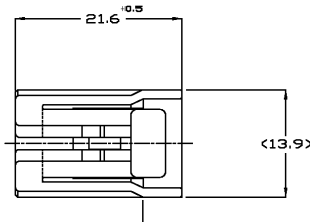
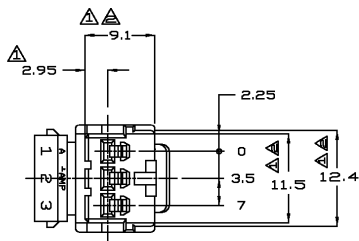
2

1

THIS DRAWING IS UNPUBLISHED. RELEASED FOR PUBLICATION .19  
 © COPYRIGHT 19 BY AMP INCORPORATED. ALL RIGHTS RESERVED.

LDC DS  
 DIST

REVISIONS					
P	LTR	DESCRIPTION	DATE	DWN	APVD
0		RELEASED(RD98-146)	01/JUN/98	HS	CS
A		REVISED(FC00-0036-01)	28/MAR/01	MS	CS



NOTES:

1. TO BE MEASURED BETWEEN  $\square$  AND 2mm.
2. TO BE MATE WITH CAP HSG SMOOTHLY.
3. APPLIED CONTACT P/N : 173630 & 173631.
4. APPLIED TAB HSG P/N : 368503.

P/N	DESCRIPTION	MATERIAL	COLOR
0-368500-2	.070 MLC PLUG HSG 3POS	P.B.T	BLACK P/B : 704774-2
0-368500-1	.070 MLC PLUG HSG 3POS	P.B.T	NATURAL

<small>THIS DRAWING IS A CONTROLLED DOCUMENT FOR AMP INCORPORATED. IT IS SUBJECT TO CHANGE AND THE CONTROLLING ENGINEERING DEPARTMENT SHOULD BE CONTACTED FOR THE LATEST REVISION.</small>		DWN MS HER		AMP KOREA. kyungsan, korea	
DIMENSIONS: MM 		CHK BM JANG		NAME	
TOLERANCES UNLESS OTHERWISE SPECIFIED: 0 <XXX<10 ± 0.2 10<XXX<30 ± 0.25 30<XXX ± 0.3 ANGLES ± 3°		APVD CS LEE	.070 MLC PLUG HSG 3POS		
MATERIAL SEE TABLE		PRODUCT SPEC	SIZE	CAGE CODE	DRAWING NO
FINISH		APPLICATION SPEC	A3	-----	368500
		WEIGHT	SCALE 2/1 SHEET 1 OF 1 REV A		