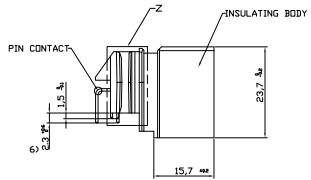
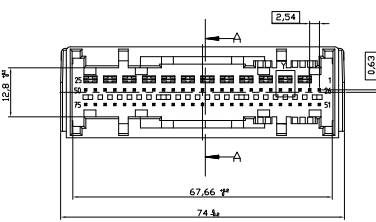
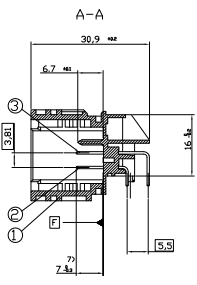
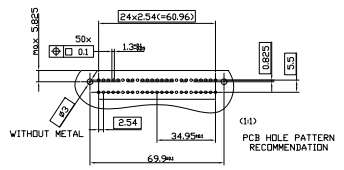
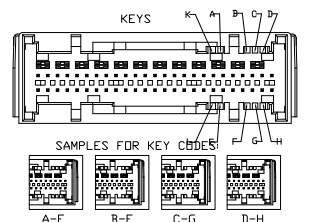
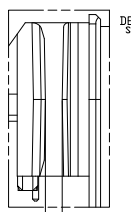
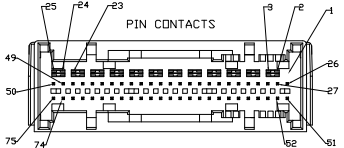
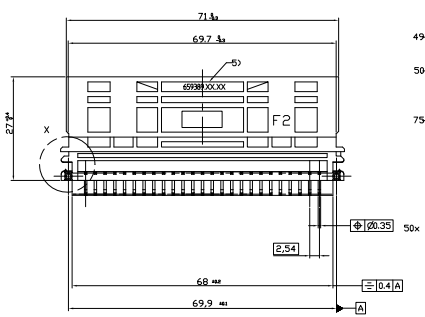
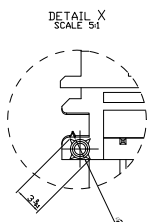


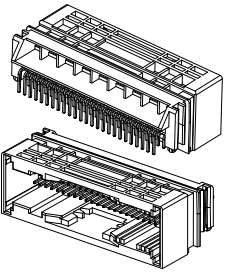
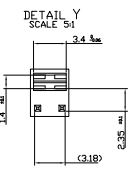
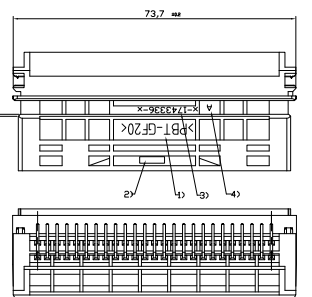
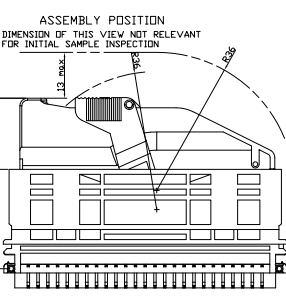
NOT SHOWING DIMENSIONS RELEASED FOR PUBLICATION  
 © COPYRIGHT BY THE CUSTOMER ORIGINATOR OF THESE DRAWINGS

REVISONS		DATE	BY	CHK	APP
A	RELEASED	08.10.20	YS	JK	
AI	REVISED (COR-05-01837)	15.02.05	YS	JK	
B	REVISED (COR-07-01548)	04.02.07	SW	JK	
C	REVISED (COR-09-00395)	04.06.09	YH	HG	
D	REVISED (COR-09-00563)	12.06.09	YH	HG	



MATERIAL  
 INSULATING BODY  
 PBT GF 50  
 RECYCLE MATERIAL MAX 25%  
 COLOR: SEE TABLE

- PIN CONTACT: 6x1 □
- LOGO: 01 (up)
- FINISH: POLISH
- MATING AREA: 1.8MM AS OVER 12MM MIN
- SOLDERING AREA: 2.1MM AS OVER 12MM MIN
- PUSH-OUT FORCE: IN DIRECTION OF CONNECTION
- ±25 N WITH V±5% MAXIMUM AFTER SOLDERING
- STEEL LOAD: 85 N
- SA AT ONE PIN, WHEN AT ALL OTHER PINS 1A FLOWS
- INITIAL RESISTANCE: <math>10^3</math> OHM



- 130 DATE CODE INSULATING BODY
- 123 TOLERANCE: VALID UP TO 7MM OVER BOTTOM OTHERWISE -0.1, +0.2
- 112 MEASUREMENT POINTS FOR REFERENCES D AND E
- 102 MEASUREMENT POINTS FOR REFERENCE F3
- 92 MEASUREMENT POINTS FOR REFERENCE B AND C
- 82 MEASUREMENT POINTS FOR REFERENCE A AND C
- 72 MATING AREA MIN. 5.1
- 62 SOLDERING AREA UP TO BENDING EDGE 0MM
- 52 PART NO. SIEMENS AT
- 42 CAVITY SYMBOL
- 32 PART NO. FOR ASSY
- 22 MANUFACTURER LOGO SCRIPT HEIGHT 1.5 MM
- 12 MATERIAL SYMBOL

- ALL KEYS POSSIBLE WITH INSERTS
- NO KEYS WITH ENGAGEMENT FORCE <math>=50</math> N
- CABLE OUTLET: LEFT AND RIGHT
- NO FREE METAL PARTS PRESENT
- CONNECTOR FREE OF CADMIUM <math>=50PPM</math>
- STABILITY OF THE CONNECTOR SYSTEM
- 100N TENSILE FORCE OF THE WIRING HARNESS AND 100N PRESSURE FORCE OF THE FEMALE CONNECTOR IN EACH DIRECTIONS

SPECIFICATIONS		CUSTOMER DRAWING		REVISIONS	
DESIGNING	DATE	DATE	REV	DATE	BY
IN	01.03.05	01.03.05	1	01.03.05	YS
APPROVED	DATE	DATE	REV	DATE	BY
01.03.05	01.03.05	01.03.05	1	01.03.05	YS
APPROVED	DATE	DATE	REV	DATE	BY
01.03.05	01.03.05	01.03.05	1	01.03.05	YS

AMP 480 REV 000000

NOT SHOWING DIMENSIONS  
 ALLIGATOR FOR PURCHASE  
 BY THE CUSTOMER OPERATING THE TESTER

REVISONS		DATE	BY	APPV
01	REV			
SEE SHEET 005				

KEYS  
 K A B C D  
 E F G H














		<b>AMP KOREA</b> Kyungsan, Korea	
<b>AIR BAG 75P HEADER ASSEMBLY(A-II)</b>			
PART NO. 00779		REV. 2/1	
DATE 08/05/00		DRAWN BY 00779	
CHECKED BY		APPROVED BY	
INTERNAL		CUSTOMER DRAWING	



THIS DRAWING IS UNPUBLISHED  
 ALL RIGHTS ARE RESERVED  
 BY THE CUSTOMER OPERATING IN THE MARKET

REVISIONS			
NO.	DATE	BY	APP.
1			
2			
3			
4			
5			

NO.	REV.	DATE	BY	APP.	DESCRIPTION	QTY	UNIT	REMARKS
1	1	11-07-14						
2	2	08-06-11						
3	3	11-19-14						
4	4	10-10-10						
5	5	13-14-10						
6	6	11-15-11						
7	7	11-09-11						
8	8	08-08-08						
9	9	21-17-10						
10	10	16-16-10						
11	11	14-10-10						
12	12	08-06-08						
13	13	07-06-07						
14	14	07-06-07						
15	15	07-06-07						
16	16	07-06-07						
17	17	07-06-07						
18	18	07-06-07						
19	19	07-06-07						
20	20	07-06-07						
21	21	07-06-07						
22	22	07-06-07						
23	23	07-06-07						
24	24	07-06-07						
25	25	07-06-07						
26	26	07-06-07						
27	27	07-06-07						
28	28	07-06-07						
29	29	07-06-07						
30	30	07-06-07						
31	31	07-06-07						
32	32	07-06-07						
33	33	07-06-07						
34	34	07-06-07						
35	35	07-06-07						
36	36	07-06-07						
37	37	07-06-07						
38	38	07-06-07						
39	39	07-06-07						
40	40	07-06-07						
41	41	07-06-07						
42	42	07-06-07						
43	43	07-06-07						
44	44	07-06-07						
45	45	07-06-07						
46	46	07-06-07						
47	47	07-06-07						
48	48	07-06-07						
49	49	07-06-07						
50	50	07-06-07						
51	51	07-06-07						
52	52	07-06-07						
53	53	07-06-07						
54	54	07-06-07						
55	55	07-06-07						
56	56	07-06-07						
57	57	07-06-07						
58	58	07-06-07						
59	59	07-06-07						
60	60	07-06-07						
61	61	07-06-07						
62	62	07-06-07						
63	63	07-06-07						
64	64	07-06-07						
65	65	07-06-07						
66	66	07-06-07						
67	67	07-06-07						
68	68	07-06-07						
69	69	07-06-07						
70	70	07-06-07						
71	71	07-06-07						
72	72	07-06-07						
73	73	07-06-07						
74	74	07-06-07						
75	75	07-06-07						
76	76	07-06-07						
77	77	07-06-07						
78	78	07-06-07						
79	79	07-06-07						
80	80	07-06-07						
81	81	07-06-07						
82	82	07-06-07						
83	83	07-06-07						
84	84	07-06-07						
85	85	07-06-07						
86	86	07-06-07						
87	87	07-06-07						
88	88	07-06-07						
89	89	07-06-07						
90	90	07-06-07						
91	91	07-06-07						
92	92	07-06-07						
93	93	07-06-07						
94	94	07-06-07						
95	95	07-06-07						
96	96	07-06-07						
97	97	07-06-07						
98	98	07-06-07						
99	99	07-06-07						
100	100	07-06-07						

**AMP KOREA**  
 Kyungson, Korea  
**AIR BAG 7SP HEADER ASSEMBLY(A-II)**  
 PART NO. 00779  
 REV. 2/1  
 DATE 07/06/07  
 DRAWN BY [Signature]  
 CHECKED BY [Signature]  
 APPROVED BY [Signature]

