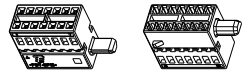
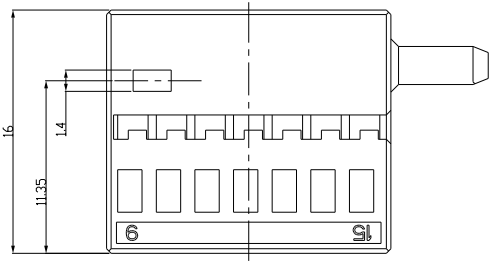
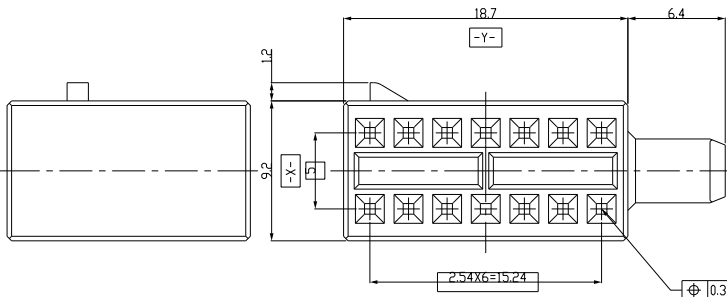


THIS DRAWING IS UNPUBLISHED. RELEASED FOR PUBLICATION  
 © COPYRIGHT BY TYCO ELECTRONICS CORPORATION. ALL RIGHTS RESERVED.

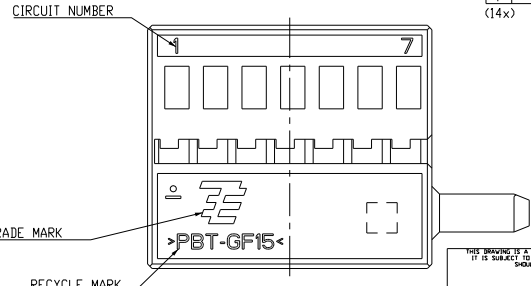
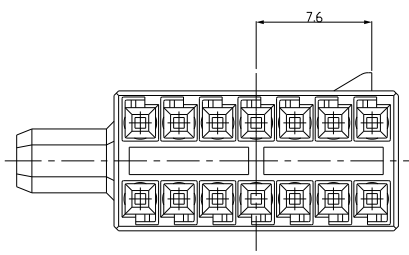
LOC	DIST	REVISIONS			
P	LTR	DESCRIPTION	DATE	DWN	APVD
A	RELEASED		13MAY'08	IS	HG



3D VIEW  
SCALE 1:1



⊕ 0.3 ⊖ Z X Y  
(14x)



- NOTES  
 1. GENERAL TOLERANCE : ±0.3, ±3°  
 2. USED WITH : 1897366  
 3. APPLIED RECEPTACLE CONTACT : TABLE 1

P/N	WIRE SIZE(mm <sup>2</sup> )	INSULATION DIAMETER(mm)
928999	0.20-0.50	0.9-1.6

COLOR/FINISH	MATERIAL	DESCRIPTION	P/N
BLACK	PBT-GF15	14P PLUG HSG	0-1897367-2

<small>THIS DRAWING IS A CONTROLLED DOCUMENT FOR TYCO ELECTRONICS CORPORATION. IT IS SUBJECT TO CHANGE AND THE CONTROLLING ENGINEERING ORGANIZATION SHOULD BE CONTACTED FOR THE LATEST REVISION.</small>		DWN IS KCD CHK YM CHOI APVD HG CHD		<b>Tyco Electronics</b> AMP KOREA hyungsan, korea	
DIMENSIONS: MM 		TOLERANCES UNLESS OTHERWISE SPECIFIED 0 PLC ± 1 PLC ± 2 PLC ± 3 PLC ± 4 PLC ± ANGLES ±		NAME MQS/MCP2.8 HYB 14P PLUG HSG	
MATERIAL SEE TABLE		FINISH		APPLICATION SPEC SIZE CAGE CODE DRAWING NO A3 00079 © 1897367	
		WEIGHT		RESTRICTED TO -	
		CUSTOMER DRAWING		SCALE 4:1 SHEET 1 OF 1 REV A	