

4

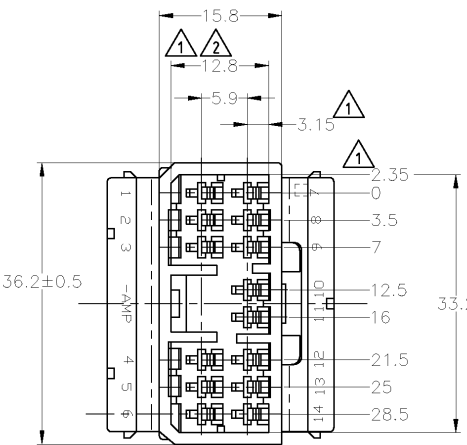
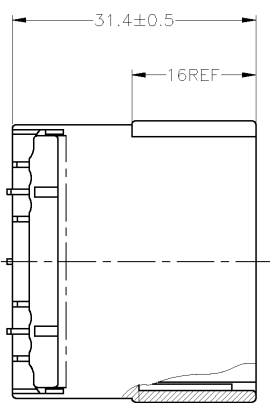
3

2

1

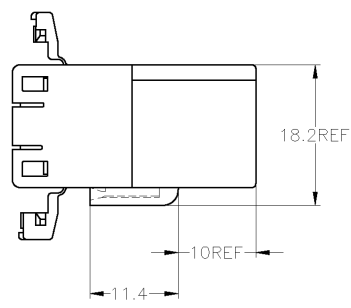
THIS DRAWING IS UNPUBLISHED. RELEASED FOR PUBLICATION  
 COPYRIGHT © BY TYCO ELECTRONICS CORPORATION. ALL INTERNATIONAL RIGHTS RESERVED.

LOC	DIST	REVISIONS			
P	LTR	DESCRIPTION	DATE	DWN	APVD
E1		REVISED ECR-08-031766	08DEC08	SF	KB



- MUST BE KEPT BETWEEN **-A-** AND 2
- TO BE MATED WITH PLUG HOUSING SMOOTHLY
- APPLIED TAB CONTACT; P/N 173633 AND 173645
- APPLIED PLUG HOUSING; P/N 173852 etc

- A-** 面より2mmの範囲で測定
- 相手ハウジングと所定の機能を満足して嵌合できること
- 内装するタブコンタクトは型番173633, 173645
- 嵌合相手ハウジング型番173852 他



V-2	白 (WHITE)	1-174934-1
HB	黄 (YELLOW)	174934-7
	灰 (GRAY)	174934-6
	青 (BLUE)	174934-5
	緑 (GREEN)	174934-4
	黒 (BLACK)	174934-2
	白 (WHITE)	174934-1
使用材料難燃グレード (FLAMMABILITY OF MATERIAL)		色 (COLOR) 型番 (PART NUMBER)

THIS DRAWING IS A CONTROLLED DOCUMENT.

DWN: S. FUJITA	08DEC08	Tyco Electronics Corporation Kawasaki, Japan			
CHK: K. BETSUI	08DEC08				
APVD: K. BETSUI	08DEC08				
NAME: K. BETSUI					
PRODUCT SPEC		O70 SERIES MULTILOCK I/O CONNECTOR 14 POSITION CAP HOUSING WIRE TO WIRE			
APPLICATION SPEC					
WEIGHT		SIZE: A3	CAGE CODE: 00779	DRAWING NO: 174934	RESTRICTED TO: -
CUSTOMER DRAWING		SCALE: 2:1	SHEET: 1 OF 1	REV: E1	

TOLERANCES UNLESS OTHERWISE SPECIFIED:

10±	1	= 0.2
30±	10	= 0.25
	30	= 0.3
ANGLE		= 3°

DIMENSIONS:	TOLERANCES UNLESS OTHERWISE SPECIFIED:
mm	
0 PLC	± -
1 PLC	± -
2 PLC	± -
3 PLC	± -
4 PLC	± -
ANGLES	± -
MATERIAL: PBT	FINISH: -