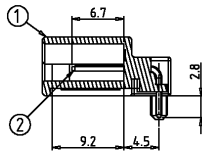
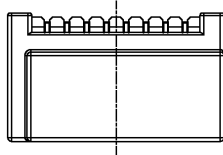
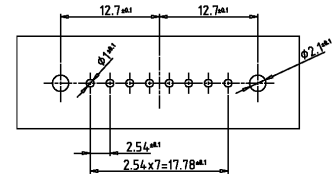
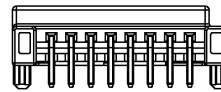
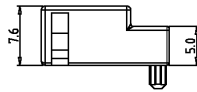
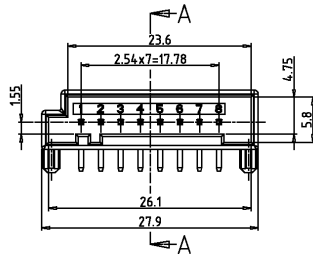
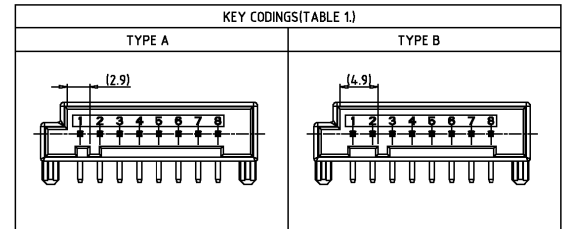


THIS DRAWING IS UNPUBLISHED. RELEASED FOR PUBLICATION
 © COPYRIGHT BY TYCO ELECTRONICS CORPORATION ALL RIGHTS RESERVED

LOC	DIST	REVISIONS			
P	LTR	DESCRIPTION	DATE	DWK	APVD
A		RELEASED	01/JUN/05	SB	CS
B		REVISE	22/DEC/05	SB	JK



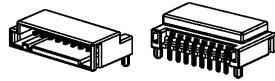
SECTION A-A



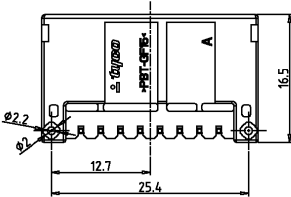
PCB LAY-OUT

NOTES

1. APPLIED MATING CONNECTOR P/N ; X-1743282-X



3D VIEW
SCALE 1/1



ASSY P/N	QTY
0-1743284-1	8
1-1743284-2	8
1-1743284-3	8
1-1743284-6	8

NO.	DESCRIPTION	CODE	REV.	MATERIAL	COLOR/FINISH	Q'TY
2	0.63 CONTACT	-	B	COPPER ALLOY	POST TIN	8
1	HDR HSG	B	A	PBT-GF15	RED	1
1	HDR HSG	B	A	PBT-GF15	LIGHT GRAY	1
1	HDR HSG	B	A	PBT-GF15	BLACK	1
1	HDR HSG	A	A	PBT-GF15	NATURAL	1

control priority dimension; <input checked="" type="checkbox"/> CRITICAL, <input checked="" type="checkbox"/> MAJOR, <input type="checkbox"/> MINOR DIMENSIONS: mm TOLERANCES UNLESS OTHERWISE SPECIFIED: DECIMALS: ± 0.3 ANGLES: ± 3° 3rd ANGLE PROJECTION MATERIAL: SEE TABLE FINISH: SEE TABLE		DWN : SB. LEE CHK : BN JANG APVD : JK SONG PRODUCT SPEC : --- APPLICATION SPEC : --- WEIGHT : --- CUSTOMER DRAWING	AMP KOREA. kyungsan, korea MQS PIN HEADER ASS'Y, 8 POS SIZE: A3 CAGE CODE: DRAWING NO: 1743284 RESTRICTED TO
---	--	--	--