


Xinger®

Directional Couplers 20 dB



Description

The 11302-20 is a low profile 20dB directional coupler in an easy to use surface mount package covering 190 to 400 MHz. The 11302-20 is ideal for power and frequency detection as well as VSWR monitoring and can be used in most high power designs. Parts have been subjected to rigorous qualification testing and units are 100% tested. They are manufactured using materials with x and y thermal expansion coefficients compatible with common substrates such as FR4, G-10 and polyamide.

Features:

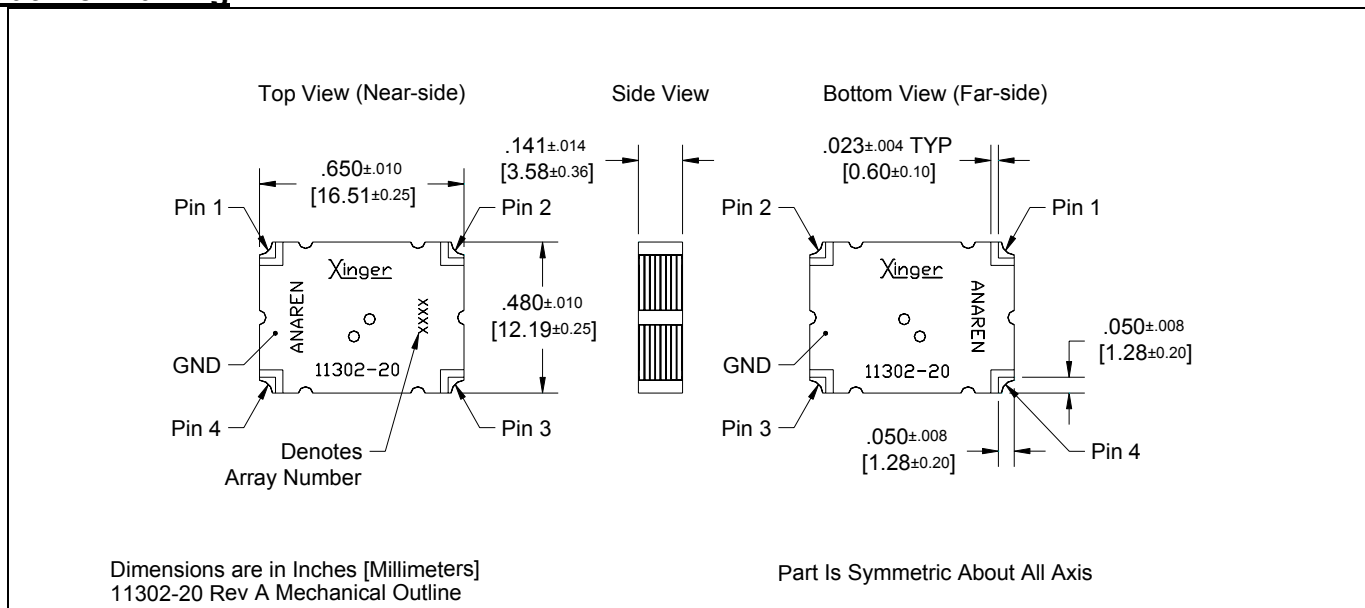
- 190 - 400 MHz
- Low loss
- High Directivity
- Surface Mountable
- Tape And Reel
- Convenient Package
- 100% Tested

ELECTRICAL SPECIFICATIONS**

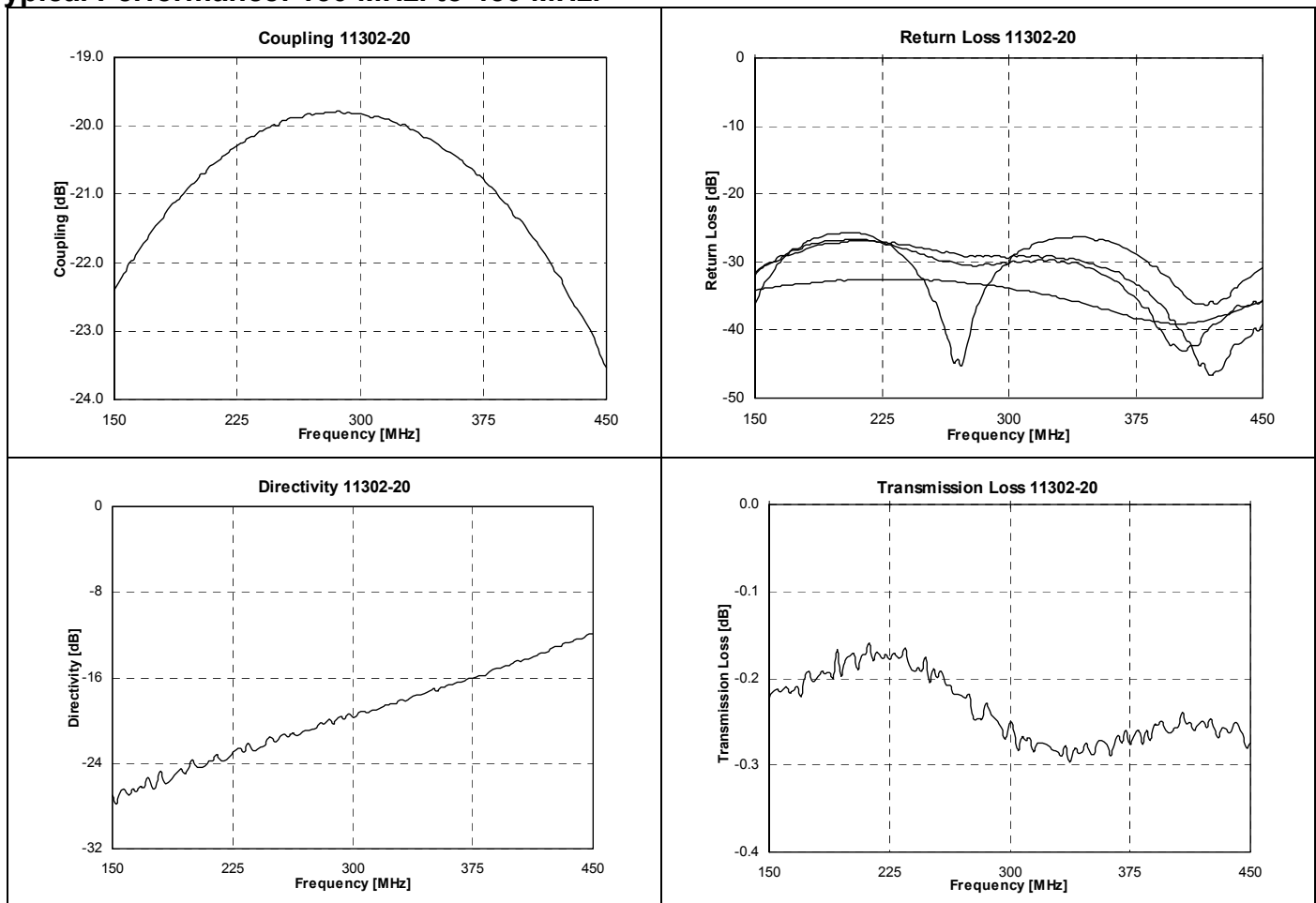
Frequency MHz	Mean Coupling dB	Insertion Loss dB Max	VSWR Max:1	Freq. Sensitivity dB Max
190 - 400	20 ± 1.5	0.30	1.15	±0.90
Directivity dB Min	Power Handling Watts	ΘJC °C / Watt	Operating Temp. °C	
14	100	5.4	-55 to +85	

**Specification based on performance of unit properly installed on microstrip printed circuit boards with 50 Ω nominal impedance. Specifications subject to change without notice.

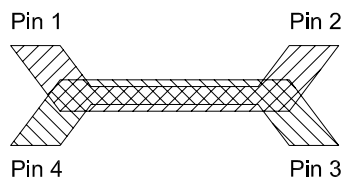
Outline Drawing



Typical Performance: 150 MHz. to 450 MHz.



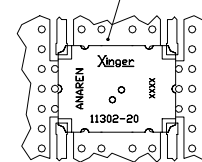
Pin Configuration



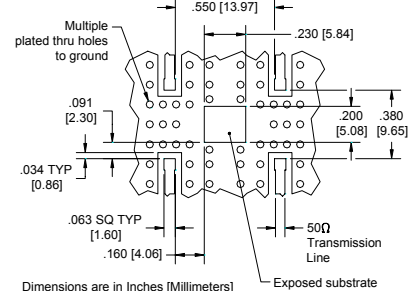
Directional Coupler Pin Configuration				
	Pin 1	Pin 2	Pin 3	Pin 4
Configuration #1	Input	Output	Isolated	Coupled
Configuration #2	Output	Input	Coupled	Isolated
Configuration #3	Isolated	Coupled	Input	Output
Configuration #4	Coupled	Isolated	Output	Input

Mounting Footprint

To ensure proper electrical and thermal performance there must be a ground plane with 100% solder connection underneath the part



Part is Symmetric About All Axis



Dimensions are in Inches [Millimeters]
11302-20 Rev A Mounting Footprint

USA/Canada: (315) 432-8909
Toll Free: (800) 544-2414
Europe: +44 2392-232392

Available on Tape and Reel For Pick and Place Manufacturing.



Anaren
What'll we think of ne?