

FIBRE CHANNEL DUAL TRANSFORMERS

For Use with 75Ω Coaxial or
150Ω STP Cable



- Designed for fast rise time and low baseline wander
- IC grade transfer-molded package withstands 235°C IR reflow
- Pick & Place compatible

Electrical Specifications @ 25°C — Operating Temperature 0°C to 70°C

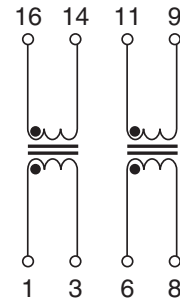
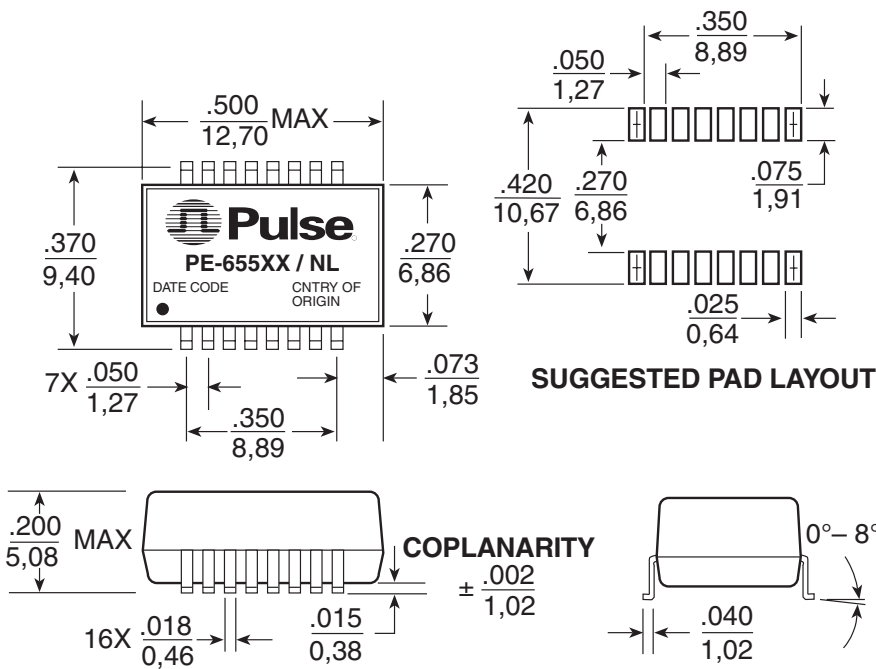
Standard Part Number	RoHS-6 Compliant Part Number	Turns Ratio (±5%)	Primary Inductance OCL (μH MIN)	Rise Time @ 20-80% (ns MAX)	C _{ww} (pF MAX)	L _L sec (μH MAX)	DCR (Ω MAX)	Hipot (Vrms MIN)
PE-65506	PE-65506NL	1:1	30.0	1.6	5.0	.10	.20	2000
PE-65507	PE-65507NL	1:1	15.0	0.8	5.0	.10	.20	2000
PE-65508	PE-65508NL	1:1	7.5	0.5	5.0	.10	.20	2000
PE-65510	PE-65510NL	1:1	60.0	2.0	5.5	.10	.20	2000

NOTE: Modules are packaged in tubes unless Tape & Reel is specified. Add the suffix "T" (such as PE-65506T) for Tape & Reel orders.

Mechanical

Schematic

PE-655XX / NL



Selection Table

Baud Rate (MHz)	Coax Cable (75 Ω)	STP Cable (150 Ω)
133	PE-65506	PE-65510
266	PE-65507	PE-65506
531	PE-65508	—

Dimensions: Inches
mm

Unless otherwise specified, all tolerances are ± .010 / 0,25

Weight 1.0 grams
Tape & Reel600/reel
Tube40/tube

FIBRE CHANNEL DUAL TRANSFORMERS

For Use with 75Ω Coaxial or 150Ω STP Cable



Application Notes:

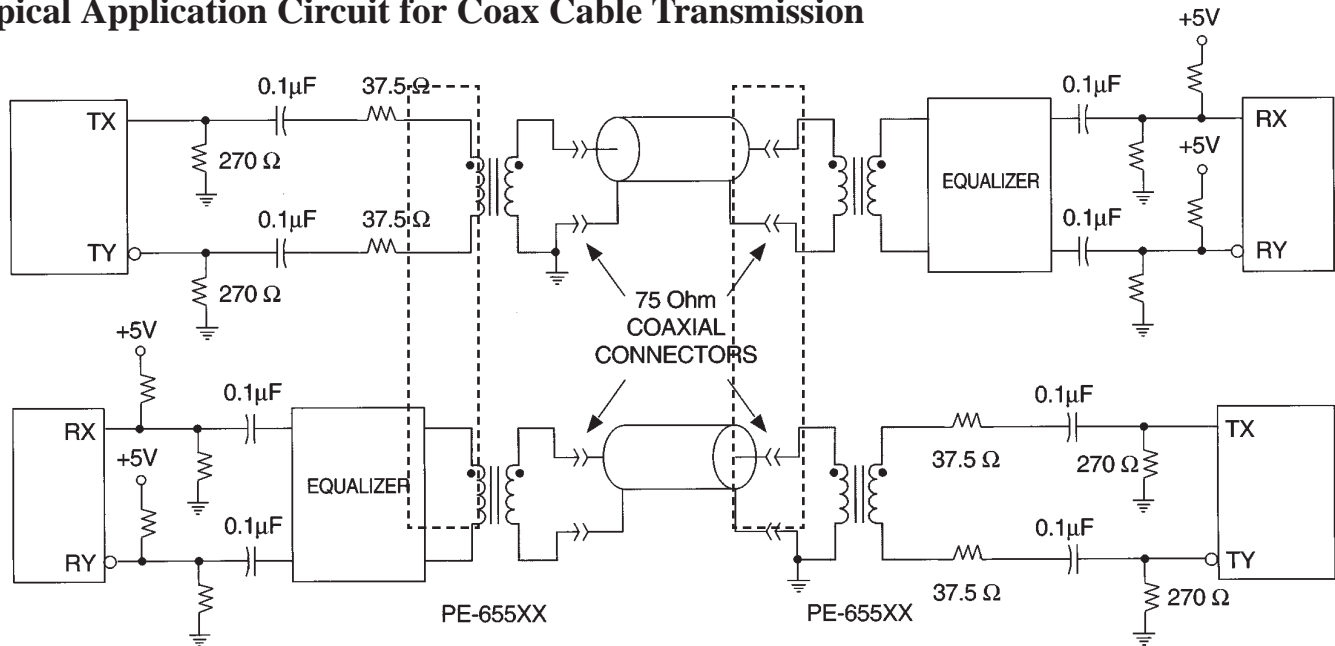
Fibre channel is a bi-directional point-to-point serial data link, structured for high performance transmission. To allow low cost interconnection between supercomputers and high-end peripherals, the ANSI X3T9.5 FC-0 Committee has specified coaxial and STP cable interconnects as an alternative to optical fibre cable. Although the transmission distance through alternative cable is limited in distance, it offers a significant cost advantage over the optical fibre interface. Pulse has designed the fibre channel dual transformers specifically for point-to-point coupling to shielded twisted pair (STP) and coaxial cable. This transformer series complies with the ANSI X3T9.5 FC-0 specification over 133, 266, and 531Mbps data rates over distances of up to 100 meters on coaxial and STP cable.

The isolation transformers protect the station from static charges that may develop on the cable and prevent ground loop currents from being transferred between stations. When coaxial links are used, the transformers also provide a balance to single-ended connections between the transmitter/receiver IC and the coax. The devices have also been

designed to provide commonmode rejection within the transmission band and thus reduce the EMI. The wide bandwidth of these devices minimizes data dependent jitter by providing fast signal rise times. In addition, use of the proper transformers will provide sufficient lowend bandwidth to minimize baseline wander, another contributor to jitter. Low end bandwidth is a function of the channel impedance and the primary inductance of the transformer. The selection table, on the front side of this data sheet, matches the proper transformer to the different cables and data rates. STP cable has a 150Ω characteristic impedance, while the FC-0 specification also allows the usage of RG-6, RG-58 coax and RG-179 mini-coax. Each of the coaxial cables has a 75Ω characteristic impedance.

The dual package allows connection of both the transmit and receive channels, as shown in the application circuit below. Surface mount packaging allows a cost effective solution while providing over -40dB of crosstalk attenuation out to 800MHz. The transformers are available in either tubes or Tape & Reel packaging.

Typical Application Circuit for Coax Cable Transmission



For More Information:

Pulse Worldwide Headquarters

12220 World Trade Dr.
San Diego, CA 92128
U.S.A.
www.pulseeng.com

Pulse European Headquarters

Einsteinstrasse 1
71083 Herrenberg
Germany

Pulse China Headquarters

B402, Shenzhen
Tech-Innovation International
10th Kejinan Rd.
High-Tech Industrial Park
Nanshan District, Shenzhen
China

Pulse North China

Room 1503
XinYin Building
No. 888 YiShan Road
Shanghai 200233
China

Pulse South Asia

150 Kampong Ampat
#07-01/02
KA Centre
Singapore 368324

Pulse North Asia

No. 26
Kao Ching Road
Yang Mei Chen
Taoyuan Hsien
Taiwan, R. O. C.

TEL: 858 674 8100
FAX: 858 674 8262

TEL: 49 7032 7806 0
FAX: 49 7032 7806 12

TEL: 86 755 33966678
FAX: 86 755 33966700

TEL: 86 21 54643211/2
FAX: 86 21 54643210

TEL: 65 6287 8998
FAX: 65 6280 0080

TEL: 886 3 4641811
FAX: 886 3 4641911

Performance warranty of products offered on this data sheet is limited to the parameters specified. Data is subject to change without notice. Other brand and product names mentioned herein may be trademarks or registered trademarks of their respective owners.
© Copyright, 2007. Pulse Engineering, Inc. All rights reserved.