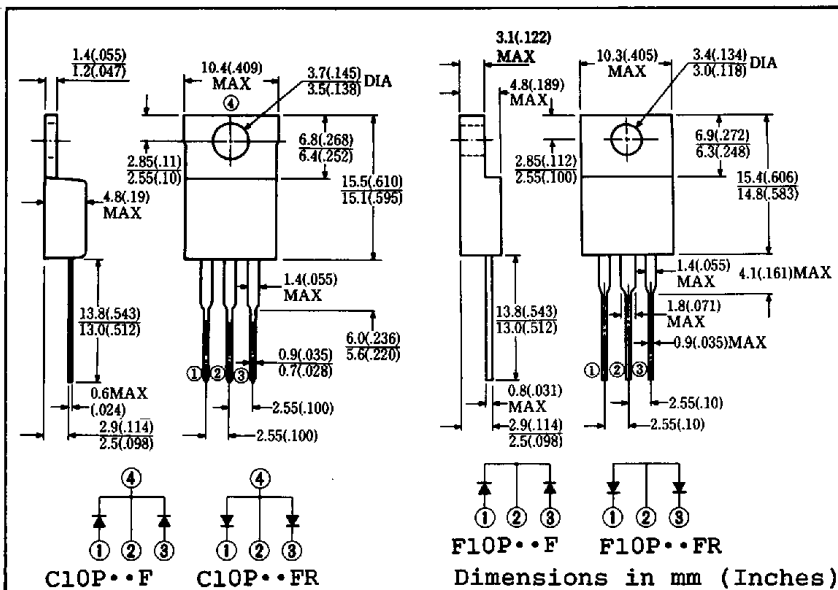


FAST RECOVERY DIODE 11A/300~400V/trr:45 nsec **C10P30F C10P40F F10P30F F10P40F**
C10P30FR C10P40FR F10P30FR F10P40FR

FEATURES

- Similar to TO-220AB Case
- Fully Mold Isolation (F-Type)
- Dual Diodes - Cathode Common and Anode Common (Type - R)
- Ultra - Fast Recovery
- Low Forward Voltage Drop
- High Surge Capability
- 100 Volts thru 600 Volts Types Available



Approx. Net Weight: 1.9 Grams

1.75 Grams

MAXIMUM RATINGS

Voltage Rating	TYPE Symbol	◆C10P30F ◆F10P30F	C10P40F F10P40F	Unit	
		◆C10P30FR◆F10P30FR	C10P40FR F10P40FR		
Repetitive Peak Reverse Voltage	V _{RRM}	300	400	V	
Non-Repetitive Peak Reverse Voltage	V _{RSM}	330	440	V	
Electrical Rating	Symbol	Condition		Rating	Unit
Average Rectified Output Current	I _O	Full rectangular wave conduction T _C = 105°C		11	A
		Full sinusoidal wave conduction T _C = 112°C		10	
RMS Forward Current	I _{F(RMS)}			11	A
Peak One-cycle Forward Surge Current	I _{FSM}	50Hz full sine wave, non-repetitive		80	A
Operating Junction Temperature Range	T _{jw}			-40 to 150	°C
Storage Temperature Range	T _{stg}			-40 to 150	°C
Mounting Torque	F _{tor}	Recommended torque		0.5 (5.1)	N•m (kgf•cm)

ELECTRICAL & THERMAL CHARACTERISTICS

Characteristics	Symbol	Test Condition	Max.	Unit
Peak Forward Voltage	V _{FM}	I _{FM} = 5A T _j = 25°C per diode leg	1.25	V
Peak Reverse Current	I _{RM}	V _{RM} = V _{RRM} T _j = 25°C per diode leg	30	μA
Reverse Recovery Time	t _{rr}	I _{FM} = 5A -di/dt = 50A/μs T _j = 25°C	45	ns
Thermal Resistance	R _{th(j-c)}	Junction to Case	3	°C/W
	R _{th(c-f)}	Case to Fin for F10P type	1.5	

◆ For spare parts only

6615123 0002255 678

FIG.1-FORWARD VOLTAGE VS. FORWARD CURRENT

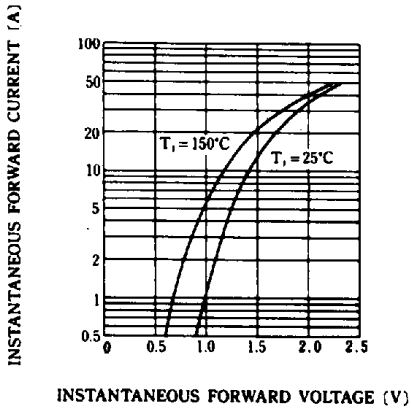


FIG.2-AVERAGE FORWARD POWER DISSIPATION

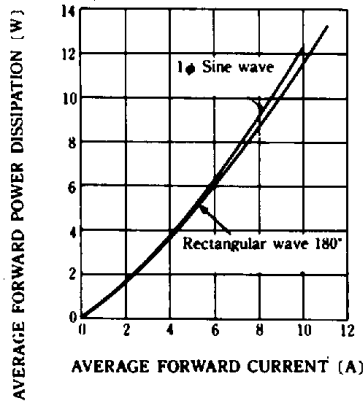


FIG.3-AVERAGE FORWARD CURRENT VS. CASE TEMPERATURE

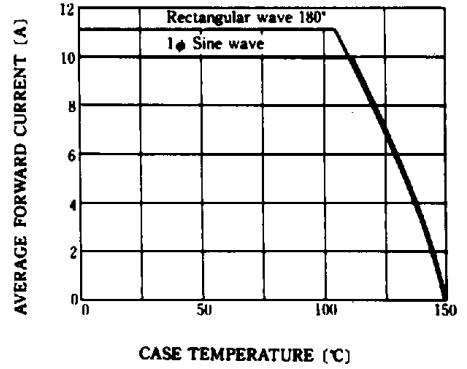
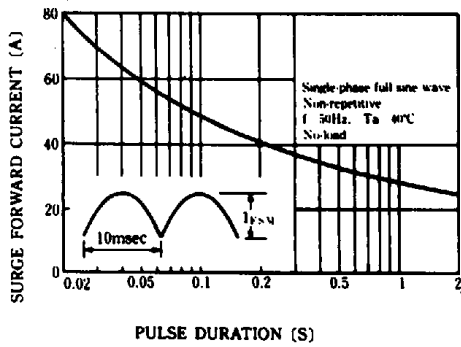


FIG.4-SURGE CURRENT RATINGS



F