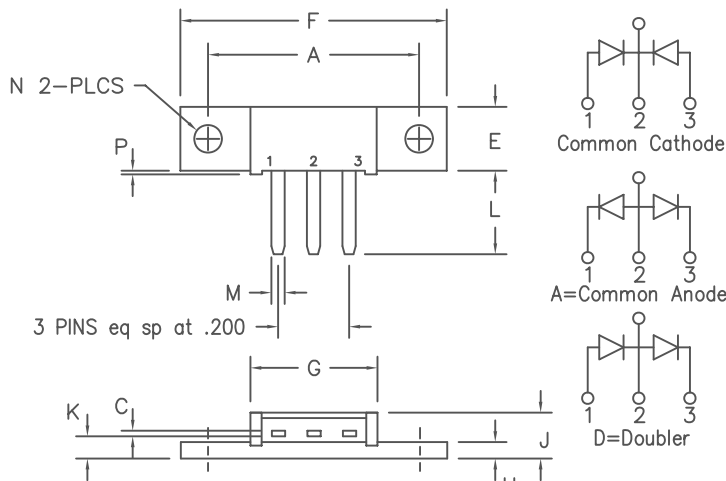


Schottky MiniMod FST8130 — FST8145



Dim.	Inches		Millimeter		Notes
	Minimum	Maximum	Minimum	Maximum	
A	1.180	1.195	29.97	30.35	
C	.027	.037	0.69	0.94	
E	.350	.370	8.89	9.40	
F	1.490	1.510	37.85	38.35	
G	.695	.715	17.65	18.16	
H	.088	.098	2.24	2.49	
J	.240	.260	6.10	6.60	
K	.115	.135	2.92	3.43	
L	.460	.480	11.68	12.19	
M	.065	.085	1.65	2.16	
N	.151	.161	3.84	4.09	Dia.
P	.015	.025	0.38	0.64	

Note: Baseplate Common with Pin 2

Microsemi Catalog Number	Industry Part Number	Working Peak Reverse Voltage	Repetitive Peak Reverse Voltage
FST8130*		30V	30V
FST8135*	80CNQ035, A 84CNQ035	35V	35V
FST8140*	80CNQ040, A 84CNQ040	40V	40V
FST8145*	80CNQ045, A 84CNQ045	45V	45V

*Add the Suffix A for Common Anode, D for Doubler

- Schottky Barrier Rectifier
- Guard Ring Protection
- Common Cathode Center Tap
- 2X40 Amperes avg.
- 150°C Junction Temperature
- Reverse Energy Tested
- Low Forward Voltage

Electrical Characteristics

Average forward current per pkg	I _{F(AV)} 80 Amps	T _C = 110°C, Square wave, R _{θJC} = 0.5°C/W
Average forward current per leg	I _{F(AV)} 40 Amps	T _C = 110°C, Square wave, R _{θJC} = 1.0°C/W
Maximum surge current per leg	I _{FSM} 800 Amps	8.3 ms, half sine, T _J = 150°C
Max repetitive peak reverse current per leg	I _{R(OV)} 2 Amps	f = 1 KHZ, 25°C, 1 usec square wave
Max peak forward voltage per leg	V _{FM} 0.47 Volts	I _{FM} = 40A: T _J = 150°C*
Max peak forward voltage per leg	V _{FM} 0.53 Volts	I _{FM} = 40A: T _J = 25°C*
Max peak reverse current per leg	I _{RM} 500 mA	V _{RRM} , T _J = 125°C*
Max peak reverse current per leg	I _{RM} 3.0 mA	V _{RRM} , T _J = 25°C
Typical junction capacitance per leg	C _J 2100 pF	V _R = 5.0V, T _C = 25°C

*Pulse test: Pulse width 300 usec, Duty cycle 2%

Thermal and Mechanical Characteristics

Storage temp range	T _{STG}	-55°C to 175°C
Operating junction temp range	T _J	-55°C to 150°C
Max thermal resistance per leg	R _{θJC}	1.0°C/W Junction to case
Max thermal resistance per pkg	R _{θJC}	0.5°C/W Junction to case
Typical thermal resistance (greased)	R _{θCS}	0.3°C/W Case to sink
Mounting Base Torque		10 inch pounds maximum
Weight		0.3 ounce (8.4 grams) typical

SCOTTSDALE
Microsemi 8700 East Thomas Road, P.O. Box 1390
 Scottsdale, AZ 85252
 PH: (480) 941-6300
 FAX: (480) 947-1503
 www.microsemi.com

05-23-07 Rev. 3

FST8130 — FST8145

Figure 1
Typical Forward Characteristics — Per Leg

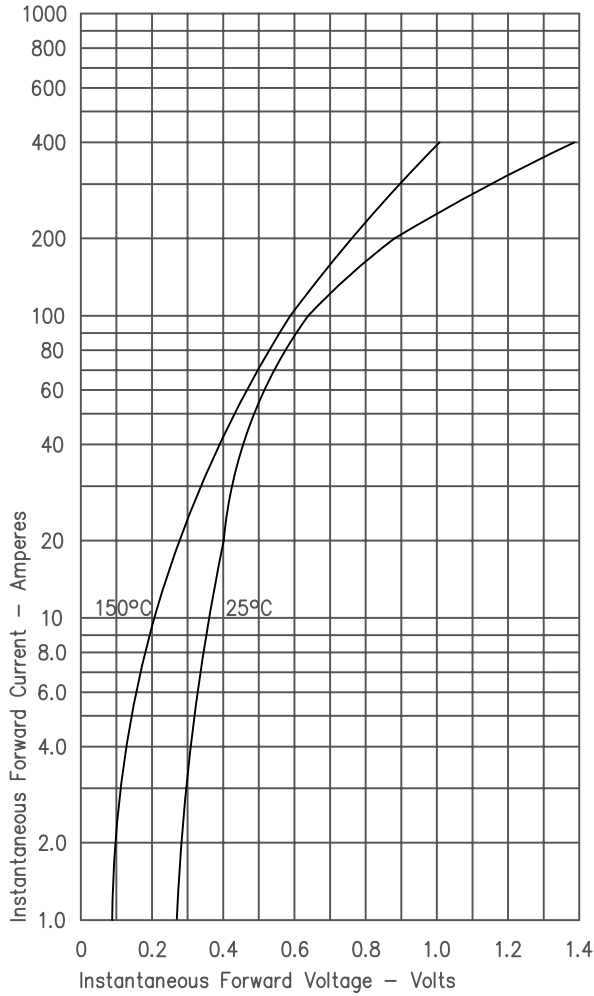


Figure 3
Typical Junction Capacitance — Per Leg

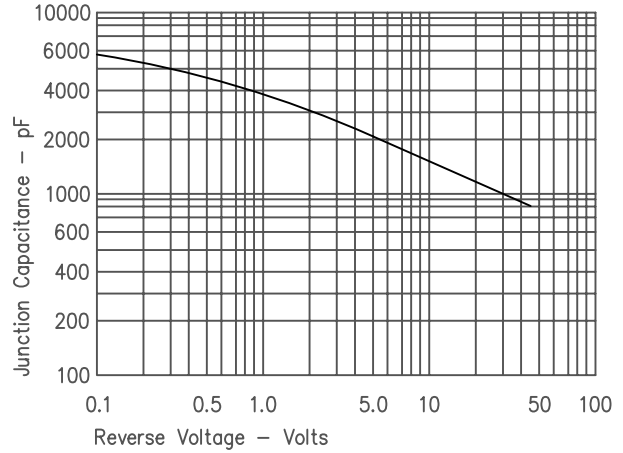


Figure 4
Forward Current Derating — Per Leg

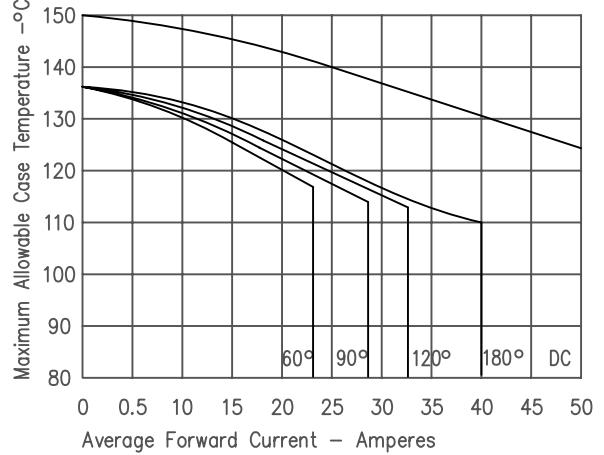


Figure 2
Typical Reverse Characteristics — Per Leg

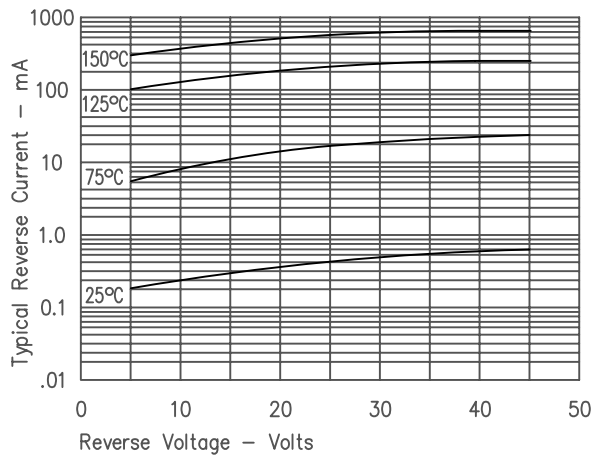


Figure 5
Maximum Forward Power Dissipation — Per Leg

