

- ① Series name
- ② Single output
- ③ Output wattage
- ④ Input voltage
F : DC88 - 370V
48 : DC36 - 72V
- ⑤ Output voltage

MODEL	DAS50F05	DAS50F12	DAS50F24	DAS504805	DAS504812
MAX OUTPUT WATTAGE[W]	50	50.4	50.4	50	50.4
DC OUTPUT	5V 10A	12V 4.2A	24V 2.1A	5V 10A	12V 4.2A

SPECIFICATIONS

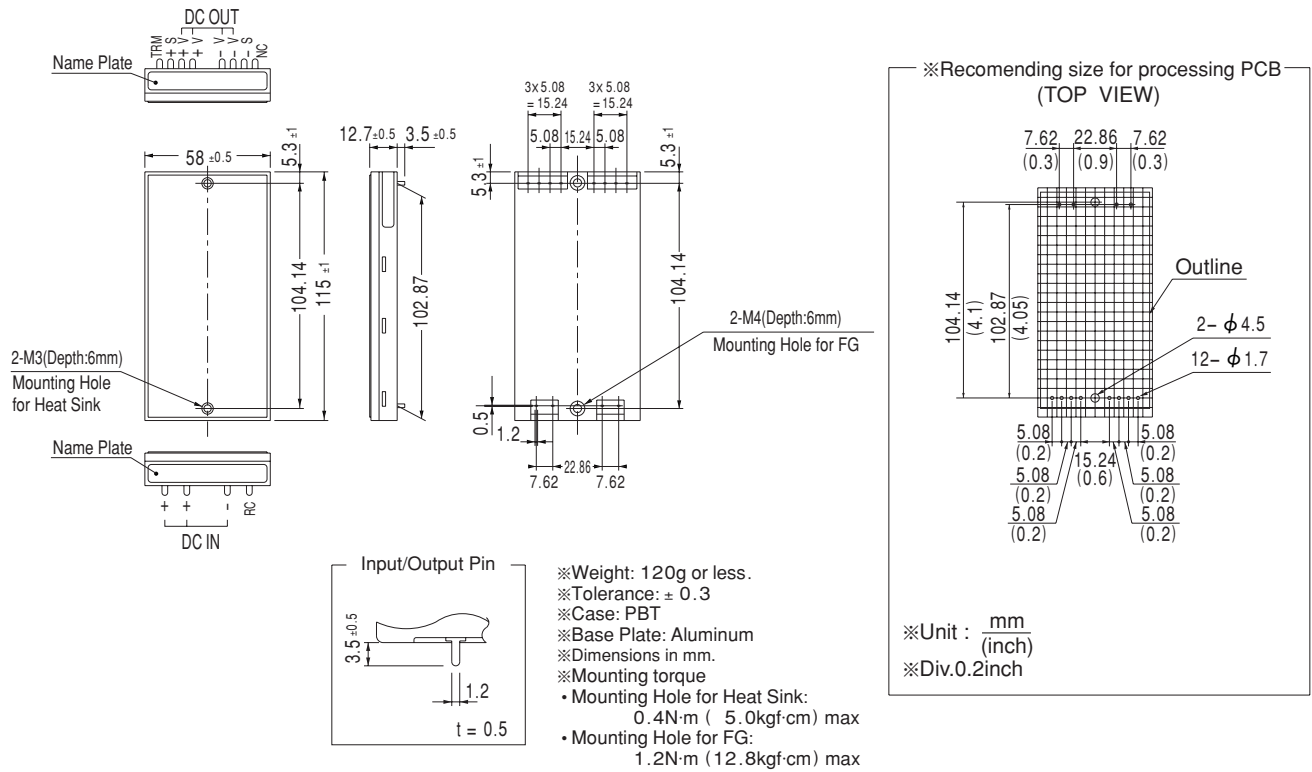
	MODEL	DAS50F05	DAS50F12	DAS50F24	DAS504805	DAS504812	
INPUT	VOLTAGE[V]	DC88 - 370			DC36 - 72		
	CURRENT[A]	0.5typ (DCIN 130V, Io=100%) 0.25typ (DCIN 260V, Io=100%)			1.30typ (DCIN 48V, Io=100%)	1.28typ (DCIN 48V, Io=100%)	
	EFFICIENCY[%]	82typ	82typ	82typ	80typ	82typ	
	LEAKAGE CURRENT[mA]	0.3max (By UL, CSA, VDE and DEN-AN)					
OUTPUT	VOLTAGE[V]	5	12	24	5	12	
	CURRENT[A]	10	4.2	2.1	10	4.2	
	LINE REGULATION[mV]	20max	48max	96max	20max	48max	
	LOAD REGULATION[mV]	40max	100max	150max	40max	100max	
	RIPPLE[mVp-p]	0 to +85°C *1	80max	120max	120max	80max	120max
		-10 - 0°C *1	140max	160max	160max	140max	160max
	RIPPLE NOISE[mVp-p]	0 to +85°C *1	150max	200max	200max	150max	200max
		-10 - 0°C *1	190max	230max	230max	190max	230max
	TEMPERATURE REGULATION[mV]	0 to +85°C	85max	204max	408max	85max	210max
		-10 to +85°C	95max	228max	456max	95max	230max
DRIFT[mV]	*2	20max	48max	96max	20max	48max	
START-UP TIME[ms]	200max (DCIN 88V, Io=100%)			200max (DCIN 36V, Io=100%)			
OUTPUT VOLTAGE ADJUSTMENT RANGE[V]	Fixed (TRM pin open) ± 10% adjustable by external VR						
OUTPUT VOLTAGE SETTING[V]	4.85 - 5.35	11.4 - 12.6	22.8 - 25.2	4.85 - 5.35	11.4 - 12.6		
PROTECTION CIRCUIT AND OTHERS	OVERCURRENT PROTECTION	Works over 105% of rating and recovers automatically					
	OVERVOLTAGE PROTECTION	Works at 115 - 140% of rating					
	REMOTE SENSING	Provided					
	REMOTE ON/OFF	Between RC and -side of input:short - 1.2V . . . output ON, 2.4 - 5.5V(or open) . . . output OFF, Compatible TTL					
ISOLATION	INPUT-OUTPUT	AC3.000V 1minute, Cutoff current = 10mA, DC500V 50MΩ min (At Room Temperature)		AC500V 1minute, Cutoff current = 100mA, DC500V 50MΩ min (At Room Temperature)			
	INPUT-FG	AC2.000V 1minute, Cutoff current = 10mA, DC500V 50MΩ min (At Room Temperature)		AC500V 1minute, Cutoff current = 100mA, DC500V 50MΩ min (At Room Temperature)			
	OUTPUT-FG	AC500V 1minute, Cutoff current = 100mA max, DC500V 50MΩ min (At Room Temperature)					
ENVIRONMENT	OPERATING TEMP., HUMID. AND ALTITUDE	-10 to +85°C (Aluminum base plate), 20 - 95%RH (Non condensing) (Refer to DERATING CURVE), 3.000m (10.000feet) max					
	STORAGE TEMP., HUMID. AND ALTITUDE	-40 to +85°C, 20 - 95%RH (Non condensing), 9.000m (30.000feet) max					
	VIBRATION	10 - 55Hz, 49.0m/s ² (5G), 3minutes period, 60minutes each along X, Y and Z axis					
	IMPACT	196.1m/s ² (20G), 11ms, once each X, Y and Z axis					
SAFETY	AGENCY APPROVALS	UL60950-1, EN60950-1, CSA C22.2 No.60950-1 Complies with DEN-AN			Complies with UL60950-1, CSA C22.2 No.60950-1 and EN60950-1		
OTHERS	CASE SIZE/WEIGHT	58 × 12.7 × 115mm (W × H × D) / 120g max					
	COOLING METHOD	Conduction cooling (e.g. heat radiation from the aluminum base plate to the attached heat sink)					

*1 Measured by attaching the electrolytic capacitor of 220 μF at output.

*2 Drift is the change in DC output for an eight hour period after a half-hour warm-up at 25°C, with the input voltage held constant at the rated input/output.

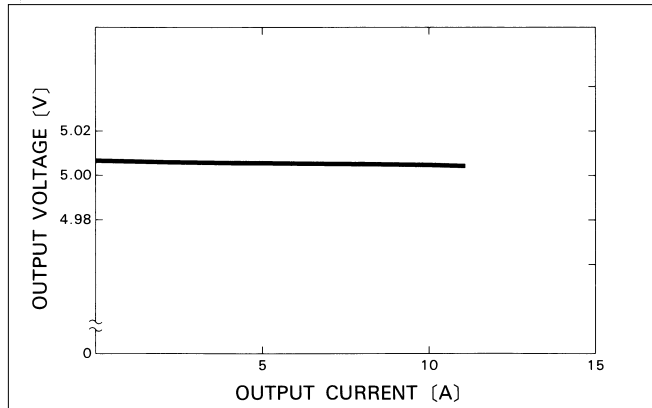
* Parallel operation with other model is not possible.

External view

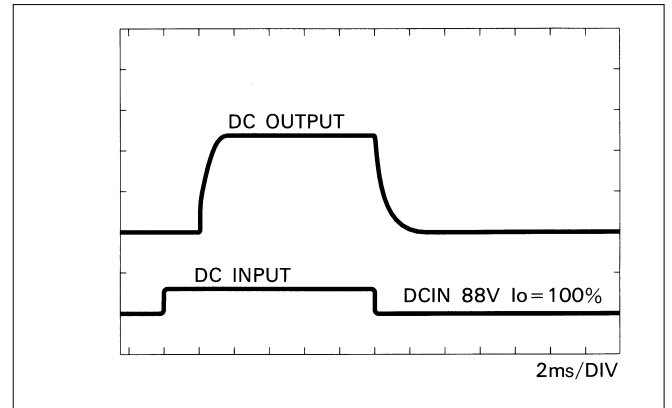


Performance data

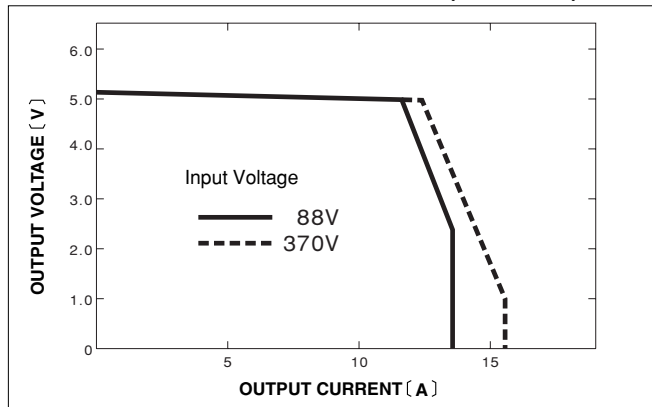
■STATIC CHARACTERISTICS (DAS50F05)



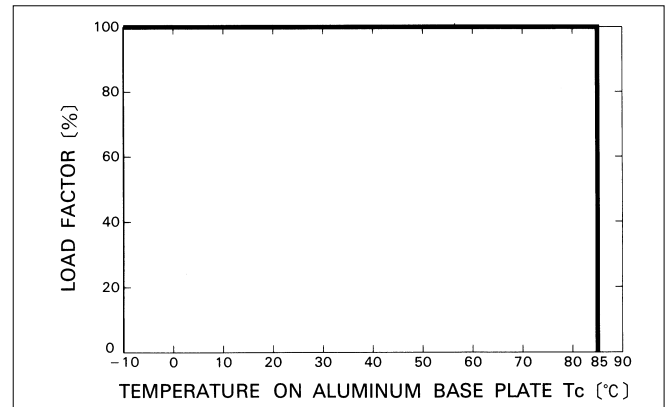
■RISE TIME & FALL TIME (DAS50F05)



■OVERCURRENT CHARACTERISTICS (DAS50F05)




■DERATING CURVE





- ① Series name
- ② Single output
- ③ Output wattage
- ④ Input voltage
F : DC88 - 370V
48 : DC36 - 72V
- ⑤ Output voltage



MODEL	DAS100F05	DAS100F12	DAS100F24	DAS1004805	DAS1004812
MAX OUTPUT WATTAGE[W]	100	102	100.8	100	102
DC OUTPUT	5V 20A	12V 8.5A	24V 4.2A	5V 20A	12V 8.5A

SPECIFICATIONS

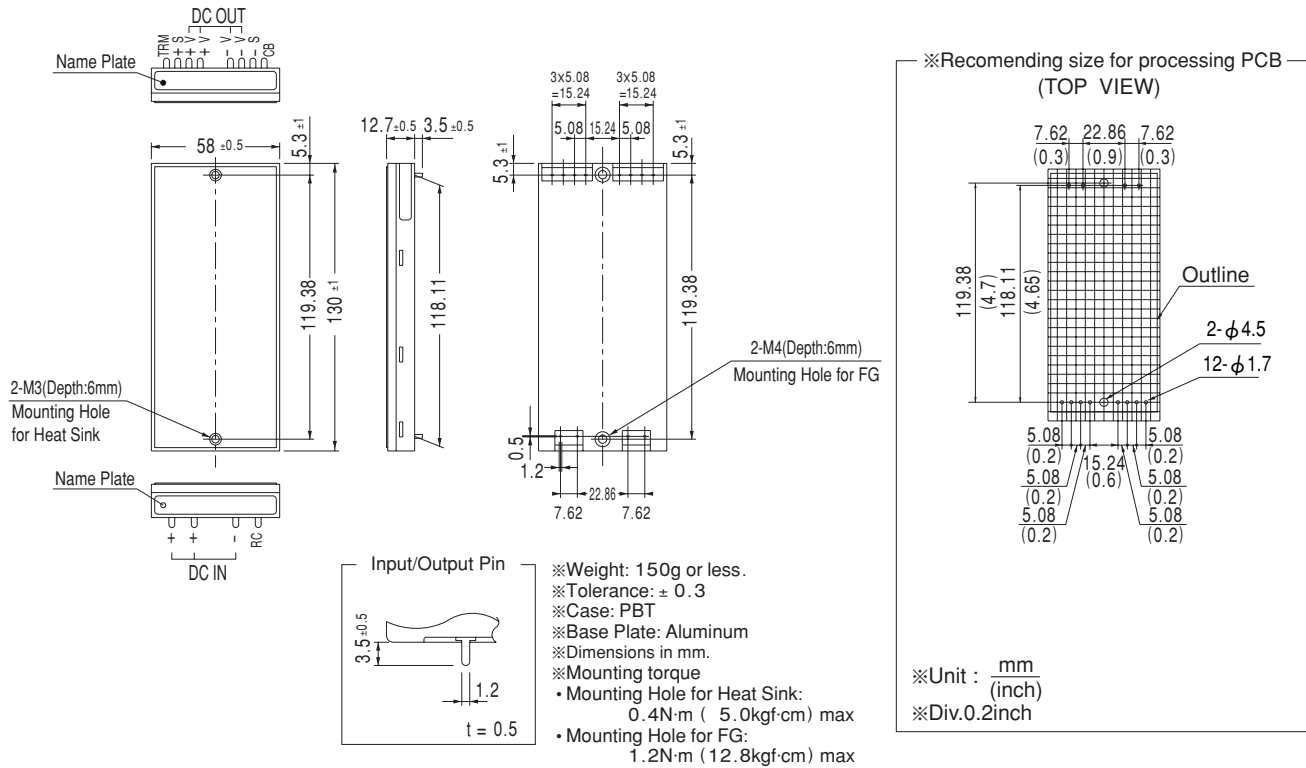
	MODEL	DAS100F05	DAS100F12	DAS100F24	DAS1004805	DAS1004812	
INPUT	VOLTAGE[V]	DC88 - 370			DC36 - 72		
	CURRENT[A]	1.0typ (DCIN 130V, Io=100%) 0.5typ (DCIN 260V, Io=100%)			2.60typ (DCIN 48V, Io=100%)	2.59typ (DCIN 48V, Io=100%)	
	EFFICIENCY[%]	82typ	82typ	82typ	80typ	82typ	
	LEAKAGE CURRENT[mA]	0.3max (By UL, CSA, VDE and DEN-AN)					
OUTPUT	VOLTAGE[V]	5	12	24	5	12	
	CURRENT[A]	20	8.5	4.2	20	8.5	
	LINE REGULATION[mV]	20max	48max	96max	20max	48max	
	LOAD REGULATION[mV]	40max	100max	150max	40max	100max	
	RIPPLE[mVp-p]	0 to +85°C *1	80max	120max	120max	80max	120max
		-10 - 0°C *1	140max	160max	160max	140max	160max
	RIPPLE NOISE[mVp-p]	0 to +85°C *1	150max	200max	200max	150max	200max
		-10 - 0°C *1	190max	230max	230max	190max	230max
	TEMPERATURE REGULATION[mV]	0 to +85°C	85max	204max	408max	85max	210max
		-10 to +85°C	95max	228max	456max	95max	230max
DRIFT[mV]	*2	20max	48max	96max	20max	48max	
START-UP TIME[ms]	200max (DCIN 88V, Io=100%)			200max (DCIN 36V, Io=100%)			
OUTPUT VOLTAGE ADJUSTMENT RANGE[V]	Fixed (TRM pin open) ± 10% adjustable by external VR						
OUTPUT VOLTAGE SETTING[V]	4.85 - 5.35	11.4 - 12.6	22.8 - 25.2	4.85 - 5.35	11.4 - 12.6		
PROTECTION CIRCUIT AND OTHERS	OVERCURRENT PROTECTION	Works over 105% of rating and recovers automatically					
	OVERVOLTAGE PROTECTION	Works at 115 - 140% of rating					
	REMOTE SENSING	Provided					
	REMOTE ON/OFF	Between RC and -side of input:short - 1.2V . . . output ON, 2.4 - 5.5V(or open) . . . output OFF, Compatible TTL					
ISOLATION	INPUT-OUTPUT	AC3.000V 1minute, Cutoff current = 10mA, DC500V 50MΩ min (At Room Temperature)		AC500V 1minute, Cutoff current = 100mA, DC500V 50MΩ min (At Room Temperature)			
	INPUT-FG	AC2.000V 1minute, Cutoff current = 10mA, DC500V 50MΩ min (At Room Temperature)		AC500V 1minute, Cutoff current = 100mA, DC500V 50MΩ min (At Room Temperature)			
	OUTPUT-FG	AC500V 1minute, Cutoff current = 100mA max, DC500V 50MΩ min (At Room Temperature)					
ENVIRONMENT	OPERATING TEMP., HUMID. AND ALTITUDE	-10 to +85°C (Aluminum base plate), 20 - 95%RH (Non condensing) (Refer to DERATING CURVE), 3,000m (10,000feet) max					
	STORAGE TEMP., HUMID. AND ALTITUDE	-40 to +85°C, 20 - 95%RH (Non condensing), 9,000m (30,000feet) max					
	VIBRATION	10 - 55Hz, 49.0m/s ² (5G), 3minutes period, 60minutes each along X, Y and Z axis					
	IMPACT	196.1m/s ² (20G), 11ms, once each X, Y and Z axis					
SAFETY	AGENCY APPROVALS	UL60950-1, EN60950-1, CSA C22.2 No.60950-1 Complies with DEN-AN			Complies with UL60950-1, CSA C22.2 No.60950-1 and EN60950-1		
OTHERS	CASE SIZE/WEIGHT	58 × 12.7 × 130mm (W × H × D) / 150g max					
	COOLING METHOD	Conduction cooling (e.g. heat radiation from the aluminum base plate to the attached heat sink)					

*1 Measured by attaching the electrolytic capacitor of 220 μF at output.

*2 Drift is the change in DC output for an eight hour period after a half-hour warm-up at 25°C, with the input voltage held constant at the rated input/output.

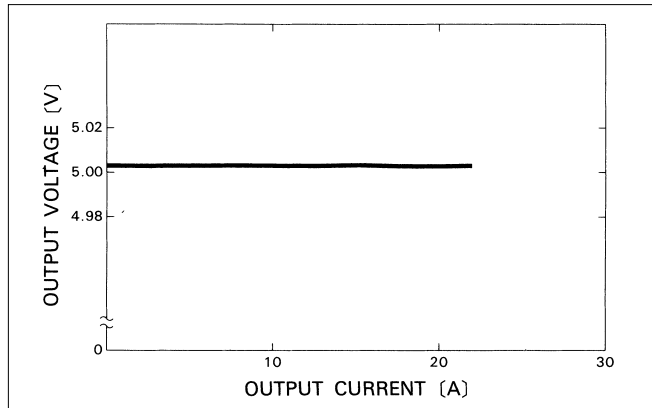
* Parallel operation with other model is not possible.

External view

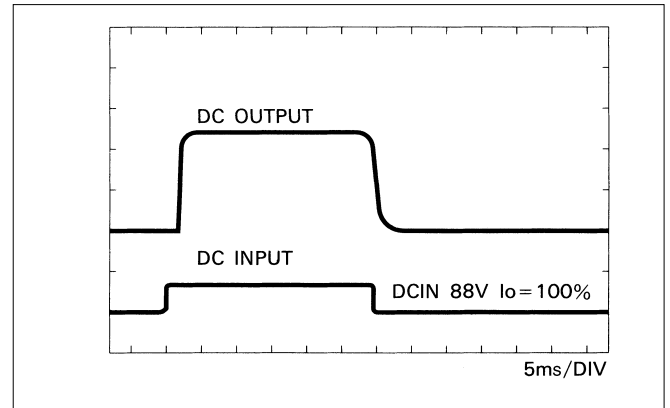


Performance data

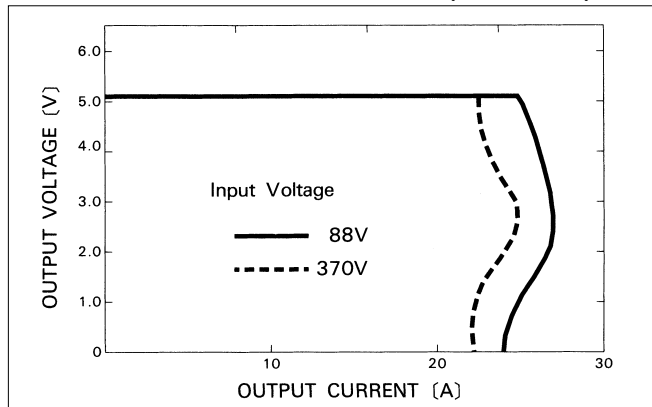
■STATIC CHARACTERISTICS (DAS100F05)



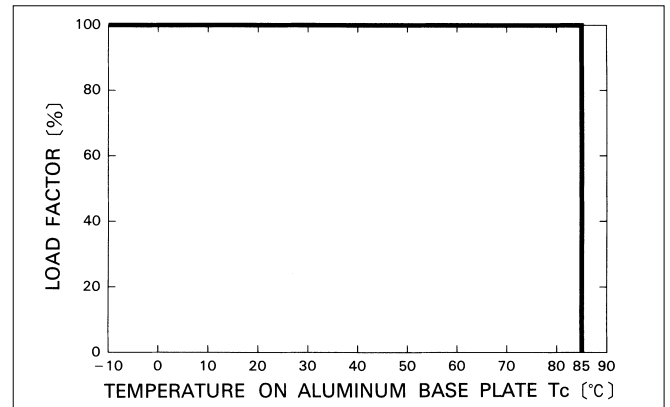
■RISE TIME & FALL TIME (DAS100F05)



■OVERCURRENT CHARACTERISTICS (DAS100F05)



■DERATING CURVE



DAS