

MITSUBISHI DIODE MODULES  
**RM60DZ/CZ-M,-H**

MEDIUM POWER GENERAL USE  
 INSULATED TYPE

RM60DZ/CZ-M,-H



- **IF(AV)** Average forward current ..... **60A**
- **VRRM** Repetitive peak reverse voltage  
 ..... **400/800V**

- **DOUBLE ARMS**
- **Insulated Type**
- **UL Recognized**

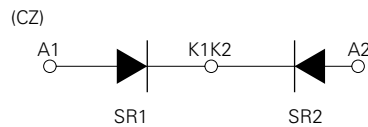
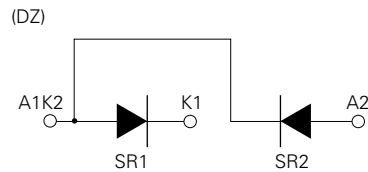
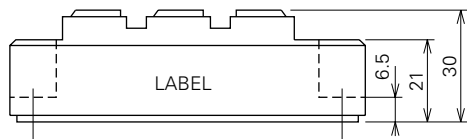
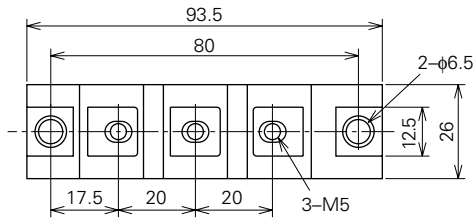
Yellow Card No. E80276 (N)  
 File No. E80271

**APPLICATION**

AC motor controllers, DC motor controllers, Battery DC power supplies,  
 DC power supplies for control panels, and other general DC power equipment

**OUTLINE DRAWING & CIRCUIT DIAGRAM**

Dimensions in mm



# RM60DZ/CZ-M,-H

MEDIUM POWER GENERAL USE  
INSULATED TYPE

## ABSOLUTE MAXIMUM RATINGS

Symbol	Parameter	Voltage class		Unit
		M	H	
VRRM	Repetitive peak reverse voltage	400	800	V
VRRM	Non-repetitive peak reverse voltage	480	960	V
VR (DC)	Reverse DC voltage	320	640	V

Symbol	Parameter	Conditions	Ratings	Unit
IF (RMS)	RMS forward current		95	A
IF (AV)	Average forward current	Single-phase, half-wave 180° conduction, Tc=115°C	60	A
IFSM	Surge (non-repetitive) forward current	One half cycle at 60Hz, peak value	1200	A
I <sup>2</sup> t	I <sup>2</sup> t for fusing	Value for one cycle of surge current	6.0 × 10 <sup>3</sup>	A <sup>2</sup> s
f	Maximum operating frequency		1000	Hz
T <sub>J</sub>	Junction temperature		-40~+150	°C
T <sub>stg</sub>	Storage temperature		-40~+125	°C
V <sub>iso</sub>	Isolation voltage	Charged part to case	2500	V
—	Mounting torque	Main terminal screw M5	1.47~1.96	N·m
			15~20	kg·cm
		Mounting screw M6	1.96~2.94	N·m
			20~30	kg·cm
—	Weight	Typical value	160	g

## ELECTRICAL CHARACTERISTICS

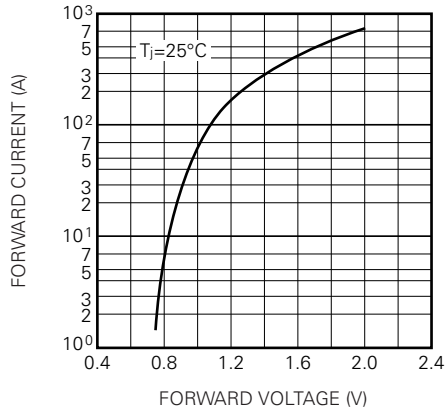
Symbol	Parameter	Test conditions	Limits			Unit
			Min.	Typ.	Max.	
IRRM	Repetitive reverse current	T <sub>J</sub> =150°C, VRRM applied	—	—	15	mA
VFM	Forward voltage	T <sub>J</sub> =25°C, IFM=180A, instantaneous meas.	—	—	1.25	V
R <sub>th (j-c)</sub>	Thermal resistance	Junction to case (per 1/2 module)	—	—	0.5	°C/W
R <sub>th (c-f)</sub>	Contact thermal resistance	Case to fin, conductive grease applied (per 1/2 module)	—	—	0.2	°C/W
—	Insulation resistance	Measured with a 500V megohmmeter between main terminal and case	10	—	—	MΩ

**RM60DZ/CZ-M,-H**

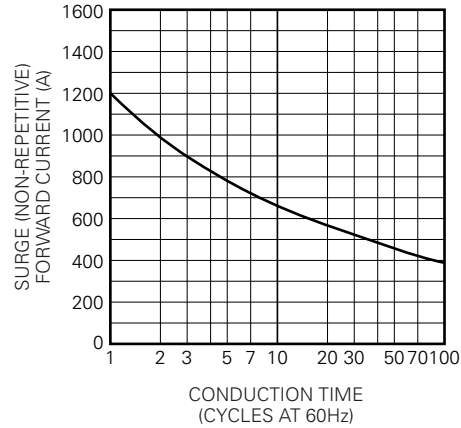
MEDIUM POWER GENERAL USE  
INSULATED TYPE

**PERFORMANCE CURVES**

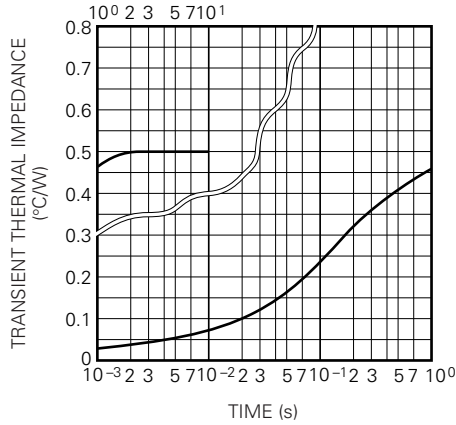
**MAXIMUM FORWARD CHARACTERISTIC**



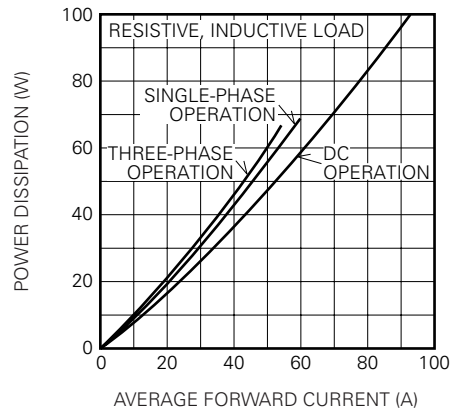
**ALLOWABLE SURGE (NON-REPETITIVE) FORWARD CURRENT**



**MAXIMUM TRANSIENT THERMAL IMPEDANCE (JUNCTION TO CASE)**



**MAXIMUM POWER DISSIPATION**



**ALLOWABLE CASE TEMPERATURE VS. AVERAGE FORWARD CURRENT**

