

PLEASE CHECK WWW.MOLEX.COM FOR LATEST PART INFORMATION

Part Number: [0050579407](#)
Status: **Active**
Overview: [cgrid_sl_products](#)
Description: 2.54mm (.100") Pitch SL™ Crimp Housing, Single Row, Version G, Positive Latch, 7 Circuits

Documents:

3D Model	Product Specification PS-70058 (PDF)
Drawing (PDF)	Product Specification PS-70400 (PDF)
Packaging Specification (PDF)	RoHS Certificate of Compliance (PDF)

Agency Certification

CSA	LR19980
TUV	R72081037
UL	E29179

General

Product Family	Crimp Housings
Series	70066
Comments	Version G
Overview	cgrid_sl_products
Product Name	SL™

Physical

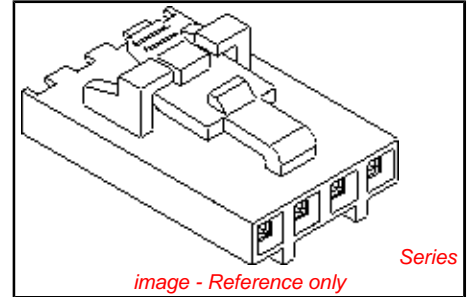
Circuits (maximum)	7
Color - Resin	Black
Flammability	94V-0
Gender	Female
Glow-Wire Compliant	No
Material - Resin	Polyester Alloy
Number of Rows	1
Packaging Type	Bag
Panel Mount	No
Pitch - Mating Interface (in)	0.100 In
Pitch - Mating Interface (mm)	2.54 mm
Stackable	No
Temperature Range - Operating	-40°C to +105°C

Material Info

Old Part Number	70066-0181
-----------------	------------

Reference - Drawing Numbers

Packaging Specification	PK-70066-100
Product Specification	PS-70058, PS-70400
Sales Drawing	SD-70066-0176-0199
Test Summary	TS-70058-001



<p>EU RoHS ELV and RoHS Compliant REACH SVHC Contains SVHC: No Halogen-Free Status Not Halogen-Free</p>	<p>China RoHS</p>
--	--------------------------

Need more information on product environmental compliance?

Email productcompliance@molex.com
 For a multiple part number RoHS Certificate of Compliance, [click here](#)

Please visit the [Contact Us](#) section for any non-product compliance questions.

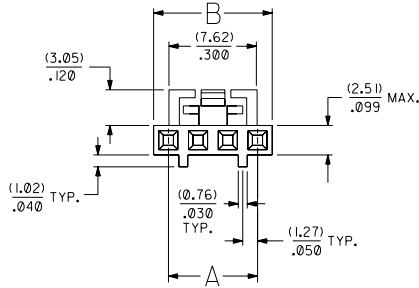
<p>Search Parts in this Series 70066Series</p>
<p>Mates With 70018 , 70543 , 70545 , 70553 , 70555 , 70541 , 70551 , 70634</p>
<p>Use With 70058 , 71851</p>

PLEASE CHECK WWW.MOLEX.COM FOR LATEST PART INFORMATION

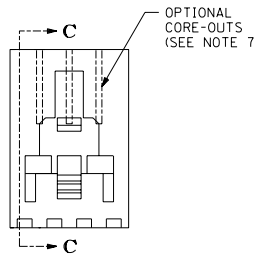
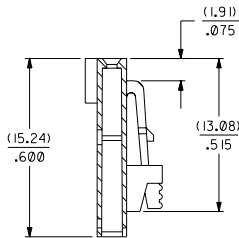
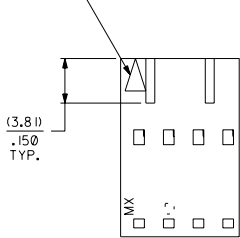
13 12 11 10 9 8 7 6 70066 4 3 2 1

NOTES:

1. MATERIAL: G.F. POLYESTER, 94V-0, COLOR: BLACK
2. HOUSING MAY BE USED WITH TERMINAL NUMBERS 70058 AND 71851.
3. REFER TO CHART FOR AVAILABLE CIRCUIT SIZES.
4. HOUSINGS TO BE USED WITH (0.64) x .025 SQUARE OR ROUND PINS.
5. HOUSINGS ARE STACKABLE END-TO-END ON (2.54) x .100 CENTERS.
6. REFER TO MOLEX PRODUCT SPECIFICATIONS PS-70058, PS-71851, AND MOLEX APPLICATION SPECIFICATION SDES-70400.
7. PARTS MAY OR MAY NOT BE SUPPLIED WITH EXTERIOR CORE-OUT CONFIGURATION. REFER TO MOLEX DRAWING NUMBER SD-70066-**** FOR OPTIONAL HOUSING DETAILS.
8. DIMENSIONS ARE SHOWN FOR REFERENCE ONLY.
9. PACKAGE PER PK-70066-100.

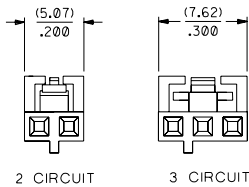


CIRCUIT NO. 1 IDENTIFICATION



SECTION C-C

OPTION "G"



LATCH AND POLARIZATION RIB LOCATION

4 THROUGH 25 CIRCUIT HOUSINGS ARE AS SHOWN IN MAIN BODY OF DRAWING

CKT. SIZE	EDP. NO.	ENG. NO.	A ± (0.10) .004	B MAX.
2	50-57-9402	70066-0176	(2.54) .100	(5.05) .199
3	50-57-9403	70066-0177	(5.08) .200	(7.51) .299
4	50-57-9404	70066-0178	(7.62) .300	(10.13) .399
5	50-57-9405	70066-0179	(10.16) .400	(12.67) .499
6	50-57-9406	70066-0180	(12.70) .500	(15.21) .599
7	50-57-9407	70066-0181	(15.24) .600	(17.75) .699
8	50-57-9408	70066-0182	(17.78) .700	(20.29) .799
9	50-57-9409	70066-0183	(20.32) .800	(22.83) .899
10	50-57-9410	70066-0184	(22.86) .900	(25.37) .999
11	50-57-9411	70066-0185	(25.40) 1.000	(27.91) 1.099
12	50-57-9412	70066-0186	(27.94) 1.100	(30.45) 1.199
13	50-57-9413	70066-0187	(30.48) 1.200	(32.99) 1.299
14	50-57-9414	70066-0188	(33.02) 1.300	(35.53) 1.399
15	50-57-9415	70066-0189	(35.56) 1.400	(38.07) 1.499
16	50-57-9416	70066-0190	(38.10) 1.500	(40.61) 1.599
17	50-57-9417	70066-0191	(40.64) 1.600	(43.15) 1.699
18	50-57-9418	70066-0192	(43.18) 1.700	(45.69) 1.799
19	50-57-9419	70066-0193	(45.72) 1.800	(48.23) 1.899
20	50-57-9420	70066-0194	(48.26) 1.900	(50.77) 1.999
21	50-57-9421	70066-0195	(50.80) 2.000	(53.31) 2.099
22	50-57-9422	70066-0196	(53.34) 2.100	(55.85) 2.199
23	50-57-9423	70066-0197	(55.88) 2.200	(58.39) 2.299
24	50-57-9424	70066-0198	(58.42) 2.300	(60.93) 2.399
25	50-57-9425	70066-0199	(60.96) 2.400	(63.47) 2.499

ADD PKG NOTE PER UDT2000-0468 SCHAFER 93/12/1		DIMENSIONS SHOWN METRIC INCH		MFG, SHL, REV.	
REVISED PER ECR * U106682 REED 05/27/94		UNLESS OTHERWISE SPECIFIED TOLERANCES ANGULAR ± 1/2°		TITLE HOUSING, CONNECTOR (2.54) x .100 GRID STACKABLE SINGLE ROW	
ADD DIMENSIONS ECN UCP2004-0893 RWHITE 03/11/10		D PLACE ± .007 INCH METRIC		MOLEX INCORPORATED 68532 U.S.A. DATE 03/28/86	
ADD TOLERANCES ECN UDT2002-0314 BBARKER 01/08/21		E PLACE ± .018 INCH METRIC		SEE CHART SD-70066-0176-0199	
REVISED PER ECR * U10967 08/08/91 MJM/MGB		F PLACE ± .018 INCH METRIC		NO DRAWING CONTAINS INFORMATION THAT IS PROPRIETARY TO MOLEX INC. AND SHOULD NOT BE USED WITHOUT WRITTEN PERMISSION.	
LTR. REVISIONS	LTR. REVISIONS	APPR. BY	SCALE	FILE NAME	ISSUE
		RS	4 : 1	700660176	DA

13 12 11 10 9 8 7 6 5 4 3 2 1