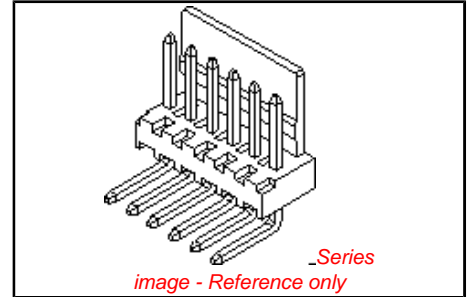


PLEASE CHECK WWW.MOLEX.COM FOR LATEST PART INFORMATION

Part Number: [0022057028](#)
Status: **Active**
Overview: [kk](#)
Description: 2.54mm (.100") Pitch KK@ Wire-to-Board Header, Right Angle, with Friction Lock, 2 Circuits

Documents:

3D Model	Product Specification PS-99020-0088 (PDF)
Drawing (PDF)	RoHS Certificate of Compliance (PDF)
Product Specification PS-10-07 (PDF)	



Agency Certification

CSA	LR19980
UL	E29179

General

Product Family	PCB Headers
Series	7395
Application	Wire-to-Board
Overview	kk
Product Name	KK@

Physical

Breakaway	No
Circuits (Loaded)	2
Circuits (maximum)	2
Color - Resin	Natural (White)
Durability (mating cycles max)	25
First Mate / Last Break	No
Flammability	94V-0
Glow-Wire Compliant	No
Guide to Mating Part	No
Keying to Mating Part	None
Lock to Mating Part	Yes
Material - Metal	Brass
Material - Plating Mating	Tin
Material - Plating Termination	Tin
Material - Resin	Nylon
Number of Rows	1
Orientation	Right Angle
PC Tail Length (in)	0.150 In
PC Tail Length (mm)	3.80 mm
PCB Locator	No
PCB Retention	None
Packaging Type	Bag
Pitch - Mating Interface (in)	0.100 In
Pitch - Mating Interface (mm)	2.54 mm
Pitch - Term. Interface (in)	0.100 In
Pitch - Term. Interface (mm)	2.54 mm
Plating min: Mating (µin)	200
Plating min: Mating (µm)	5
Plating min: Termination (µin)	200
Plating min: Termination (µm)	5
Polarized to Mating Part	Yes
Polarized to PCB	No
Shrouded	No

EU RoHS

ELV and RoHS Compliant

REACH SVHC

Not Reviewed

Halogen-Free

Status

Halogen-Free

Need more information on product environmental compliance?

Email productcompliance@molex.com
 For a multiple part number RoHS Certificate of Compliance, [click here](#)

Please visit the [Contact Us](#) section for any non-product compliance questions.

China RoHS



Search Parts in this Series

[7395Series](#)

Mates With

[2695](#) KK@ Crimp Terminal Housing. [6471](#) KK@ Crimp Terminal Housing. [7720](#) KK@ IDT Double Cantilever

Stackable	No
Surface Mount Compatible (SMC)	No
Temperature Range - Operating	-40°C to +105°C
Termination Interface: Style	Through Hole

Electrical

Current - Maximum per Contact	4A
Voltage - Maximum	250V

Solder Process Data

Duration at Max. Process Temperature (seconds)	5
Lead-free Process Capability	Wave Capable (TH only)
Max. Cycles at Max. Process Temperature	1
Process Temperature max. C	230

Material Info

Old Part Number	A-7395-2B
-----------------	-----------

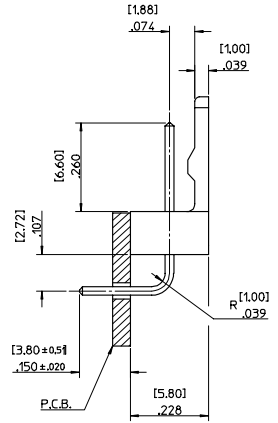
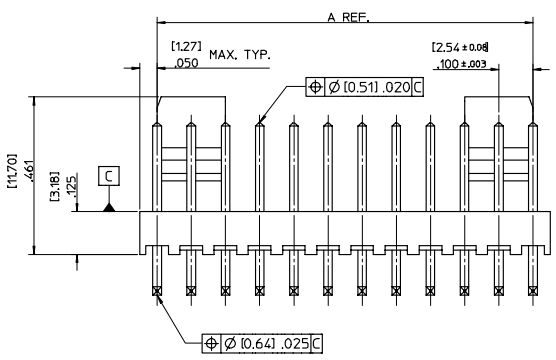
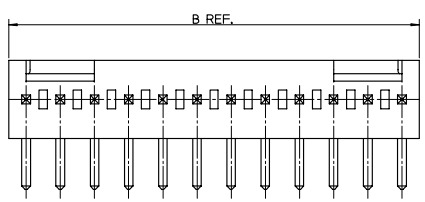
Reference - Drawing Numbers

Packaging Specification	PK-7478-001
Product Specification	PS-10-07, PS-99020-0088
Sales Drawing	SD-7395-001

This document was generated on 05/24/2010

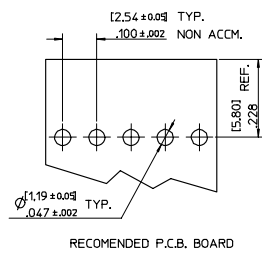
PLEASE CHECK WWW.MOLEX.COM FOR LATEST PART INFORMATION

13 12 11 10 9 8 7 6 5 4 3 2 1



NO. OF CCTS	DIM. A	DIM. B	PIN FINISH:		PIN FINISH:	
			ENG. NO.	PART NO.	ENG. NO.	PART NO.
2	2.54/100	5.08/200	AE-7395-2B	22-05-7028	AE-7395-2BG	22-12-4022
3	5.08/200	7.62/300	AE-7395-3B	22-05-7038	AE-7395-3BG	22-12-4032
4	7.62/300	10.16/400	AE-7395-4B	22-05-7048	AE-7395-4BG	22-12-4042
5	10.16/400	12.70/500	AE-7395-5B	22-05-7058	AE-7395-5BG	22-12-4052
6	12.70/500	15.24/600	AE-7395-6B	22-05-7068	AE-7395-6BG	22-12-4062
7	15.24/600	17.78/700	AE-7395-7B	22-05-7078	AE-7395-7BG	22-12-4072
8	17.78/700	20.32/800	AE-7395-8B	22-05-7088	AE-7395-8BG	22-12-4082
9	20.32/800	22.86/900	AE-7395-9B	22-05-7098	AE-7395-9BG	22-12-4092
10	22.86/900	25.40/1000	AE-7395-10B	22-05-7108	AE-7395-10BG	22-12-4102
11	25.40/1000	27.94/1100	AE-7395-11B	22-05-7118	AE-7395-11BG	22-12-4112
12	27.94/1100	30.48/1200	AE-7395-12B	22-05-7128	AE-7395-12BG	22-12-4122
13	30.48/1200	33.02/1300	AE-7395-13B	22-05-7138	AE-7395-13BG	22-12-4132
14	33.02/1300	35.56/1400	AE-7395-14B	22-05-7148	AE-7395-14BG	22-12-4142
15	35.56/1400	38.10/1500	AE-7395-15B	22-05-7158	AE-7395-15BG	22-12-4152
16	38.10/1500	40.64/1600	AE-7395-16B	22-05-7168	AE-7395-16BG	22-12-4162
17	40.64/1600	43.18/1700	AE-7395-17B	22-05-7178	AE-7395-17BG	22-12-4172
18	43.18/1700	45.72/1800	AE-7395-18B	22-05-7188	AE-7395-18BG	22-12-4182
19	45.72/1800	48.26/1900	AE-7395-19B	22-05-7198	AE-7395-19BG	22-12-4192
20	48.26/1900	50.80/2000	AE-7395-20B	22-05-7208	AE-7395-20BG	22-12-4202

- NOTES:-
- MATERIALS:
 WAFER: NYLON 6/6, UL 94, V-0, NATURAL COLOUR
 PIN: [0.64]/0.25 SQUARE HARD DRAWN BRASS
 FINISH: SEE CHART
 - PIN SOLDERABILITY PER MOLEX SPECIFICATION NUMBER 152
 - PIN PUSH OUT FORCE [0.907 KG]/2.0 LBS MIN.
 - PARTS TO BE FLAT WITHIN [0.13]/0.005 IN/IN
 - WAFERS STACKABLE END TO END



AE-7395-N B
 NO. OF CCTS. _____
 WAFER ASSY. OPTION _____
 PLATING TYPE
 BLANK: TIN
 G: GOLD

ORIGINAL RELEASE EC NO: E2005-1071 DRAWN: JDENNEHY 2005/06/20 CHKD: GMSWEENEY 2005/06/20 APPR: JDENNEHY 2005/07/07	QUALITY SYMBOLS ▽=0 ▽=0
--	-------------------------------

GENERAL TOLERANCES (UNLESS SPECIFIED)	
	mm INCH
4 PLACES ± .010	± .0004
3 PLACES ± .010	± .0004
2 PLACES ± 0.25	± .010
1 PLACE ± 0.38	± .015
ANGULAR ± 2 °	

DIMENSION STYLE		SCALE		DESIGN UNITS		THIRD ANGLE PROJECTION	
MM ONLY		5:1		METRIC		⊙	
DRAWN BY JDENNEHY	DATE 2005/05/13	TITLE WAFER, R/A FRICTION LOCK (2.54)/.100 CENTERS (0.64)/.025 SQ. PIN				MATERIAL NO. SD-7395-001	
CHECKED BY GMSWEENEY	DATE 2005/05/27	APPROVED BY JDENNEHY				DOCUMENT NO. SD-7395-001	
DRAFT WHERE APPLICABLE MUST REMAIN WITHIN DIMENSIONS		SEE CHART				SHEET NO. 1 OF 1	

MOLEX INCORPORATED	
THIS DRAWING CONTAINS INFORMATION THAT IS PROPRIETARY TO MOLEX INCORPORATED AND SHOULD NOT BE USED WITHOUT WRITTEN PERMISSION	

13 12 11 10 9 8 7 6 5 4 3 2 1