

PULSEJACK™

Extended Temperature products for Industrial Applications



- Enhanced EMI performance for Non-AutoMDIX and AutoMDIX option
- Fully IEEE803.2 Compliant over entire temperature range -40°C to +85°C
- Peak solder temperature: 260°C
- Industry standard RJ-45 and compatible pin out with Existing PulseJacks

Electrical Specifications @ 25°C — Operating Temperature -40°C to +85°C

RoHS-6 Part No.	Turns Ratios		Mech. Drawing	EMI Fingers	LEDs (L/R)	Insertion Loss (dB TYP)					Return Loss (dB TYP) 100Ω ±15Ω			Crosstalk (dB TYP)			Common Mode Rejection (dB TYP)		Hipot (Vrms) @60Hz 1 MIN
	TX	RX				1-65 MHz	1-10 MHz	10-30 MHz	30-60 MHz	60-80 MHz	1-30 MHz	30-60 MHz	60-100 MHz	1-50 MHz	50-130 MHz				
JX0011D21NL	1CT:1	1CT:1	A	YES	N/A	-1	-20	-16	-12	-10	-40	-35	-30	-30	-20	1500			
JX0011D21BNL	1CT:1	1CT:1	B	YES	G/Y	-1	-20	-16	-12	-10	-40	-35	-30	-30	-20	1500			
JX0026D21NL	1CT:1	1CT:1	A	YES	N/A	-1	-20	-16	-12	-10	-40	-35	-30	-30	-20	1500			
JX0026D21BNL	1CT:1	1CT:1	B	YES	G/Y	-1	-20	-16	-12	-10	-40	-35	-30	-30	-20	1500			

Notes: 1. LEDs Left/Right: G=green, Y=yellow, N/A=none

RJ45 Durability Testing Rating

Part Number	Mating Force (MAX)	Unmating Force (MAX)	Durability	Plug to Jack Retention (MIN)
JX0 Series	5 lbs./2.268 kgs.	5 lbs./2.268 kgs.	750 Insertions	20 lbs./9.072 kgs.

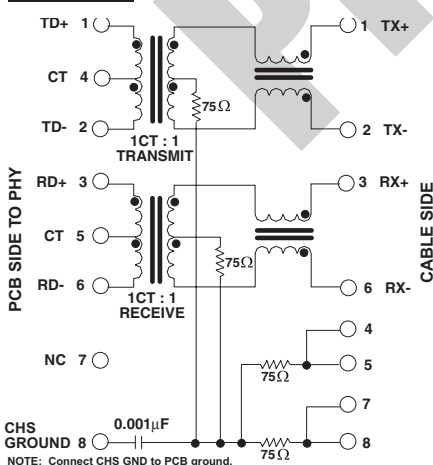
RJ45 Material Specification

Part Number	Shield		Contact			Housing		MSL ² Rating
	Material	Finish	Material	Plating Area	Solder Area	Material	Specification	
JX0 Series	Brass	10-20m inches Nickel over 10-20m inches Brass	Phosphor Bronze	Nickel underplating and selective gold plating 15μ inches	Tin Matte finish over Nickel	Thermoplastic	UL 94 V-0	1

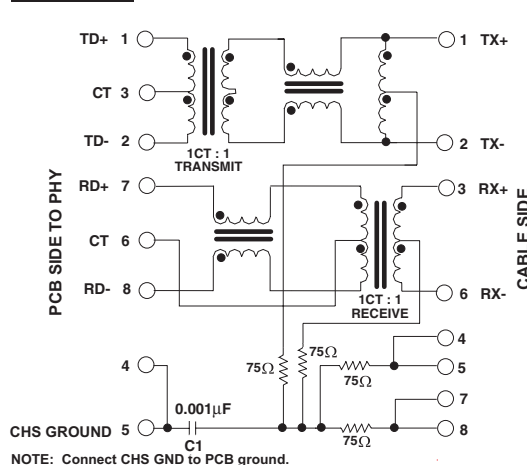
Notes: 1. Connector dimensions comply with FCC dimension requirements. 2. MSL = Moisture Sensitivity Level rating from 1 to 5 (highest rating = 1, lowest rating = 5)

JX0 Series Electrical Schematics

JX0011

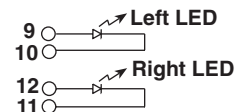


JX0026



LED Configuration

LED = "B & E" Specification (LEDs without internal resistors)



Standard LED	Wavelength	Forward V(MAX)	(TYP)
Yellow	585nm	2.5V	2.1V
Green	565nm	2.5V	2.2V

PULSEJACK™

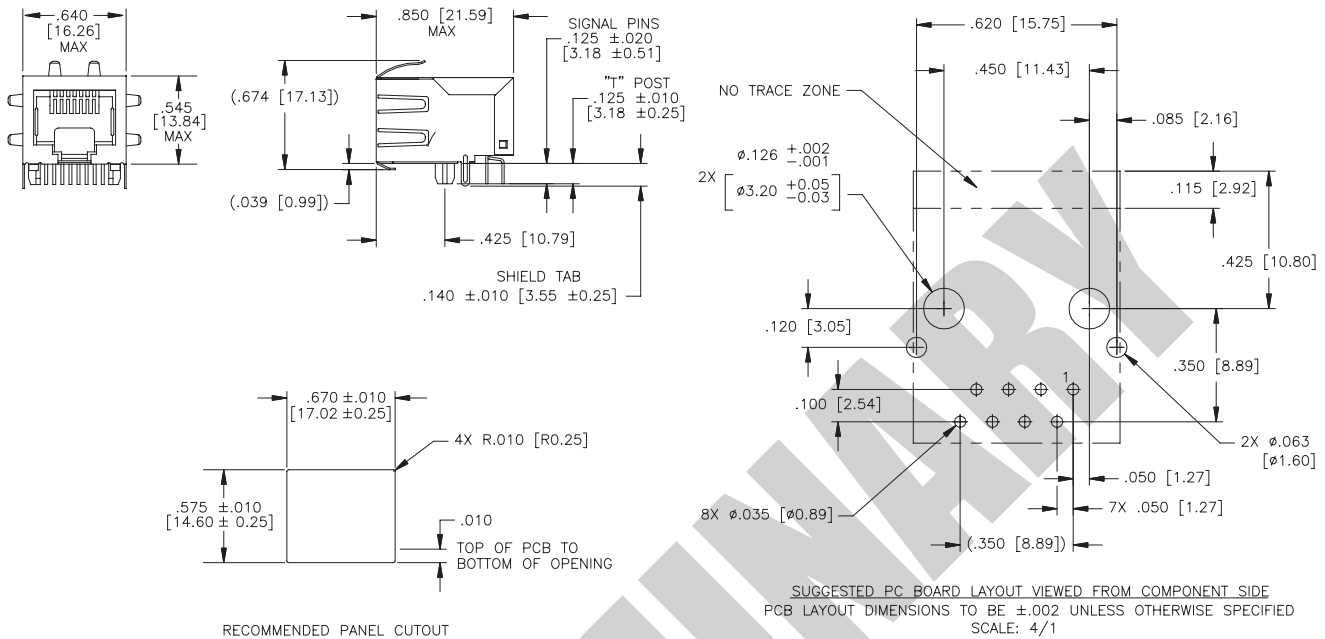
Extended Temperature products for Industrial Applications



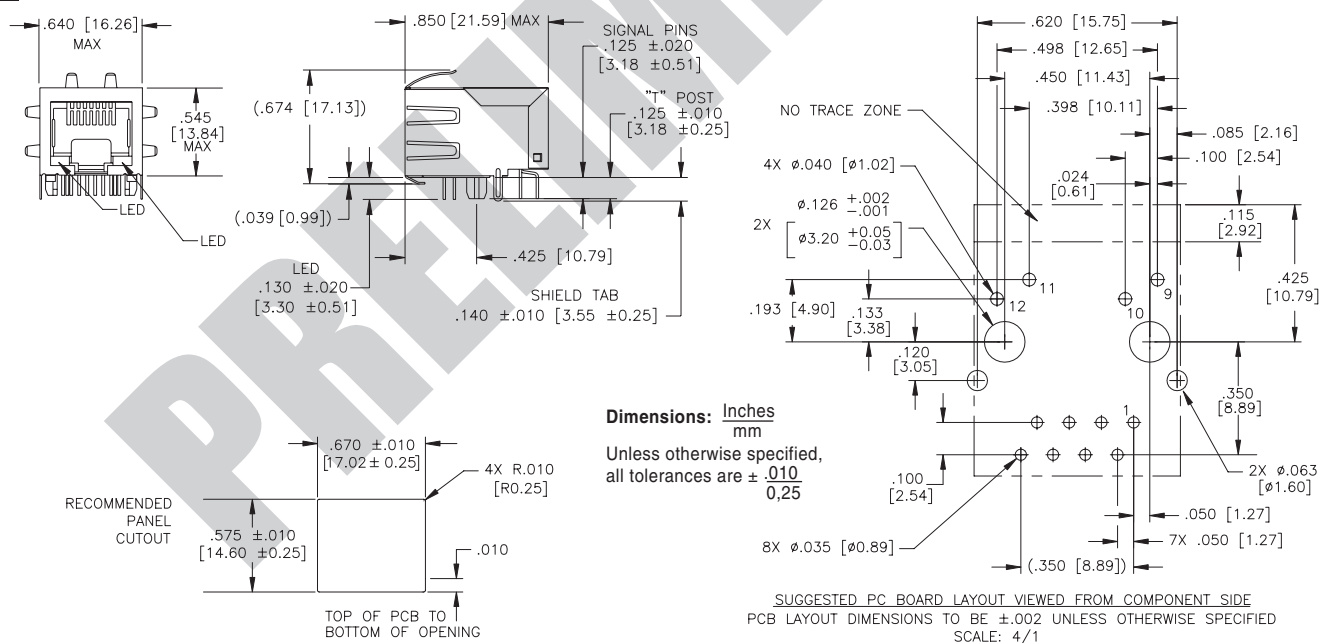
www.pulseeng.com

JX0 Series Mechanicals

A



B



For More Information:

Pulse Worldwide Headquarters
12220 World Trade Dr.
San Diego, CA 92128
U.S.A.
www.pulseeng.com

Pulse European Headquarters
Einsteinstrasse 1
D-71083 Herrenberg
Germany

Pulse China Headquarters
B402, Shenzhen Academy of
Aerospace Technology Bldg.
10th Kejinan Rd.
High-Tech Zone
Nanshan District
Shenzhen, PR China 518057

Pulse North China
Room 1503
XinYin Building
No. 888 YiShan Rd.
Shanghai 200233
China

Pulse South Asia
135 Joo Seng Rd.
#03-02
PM Industrial Bldg.
Singapore 368363

Pulse North Asia
No. 26
Kao Ching Rd.
Yang Mei Chen
Taoyuan Hsien
Taiwan, R. O. C.
32667

TEL: 858 674 8100
FAX: 858 674 8262

TEL: 49 7032 7806 0
FAX: 49 7032 7806 12

TEL: 86 755 33966678
FAX: 86 755 33966700

TEL: 86 21 32181071
FAX: 86 21 32181396

TEL: 65 6287 8998
FAX: 65 6280 0080

TEL: 886 3 4643715
FAX: 886 3 4641911

Performance warranty of products offered on this data sheet is limited to the parameters specified. Data is subject to change without notice. Other brand and product names mentioned herein may be trademarks or registered trademarks of their respective owners. © Copyright, 2009. Pulse Engineering, Inc. All rights reserved.

www.pulseeng.com

PRELIMINARY J426.B (4/09)