CSF-210

samtec



(1,27mm) .050"

EHF, ECF SERIES

SHROUDED IDC EJECTOR HEADER

SPECIFICATIONS

For complete specifications and recommended PCB layouts see www.samtec.com?EHF

Insulator Material: Black Liquid Crystal Polymer
Terminal Material: Phosphor Bronze
Plating: Sn or Au over 50µ" (1,27µm) Ni
Current Rating: 1.75A @ 80°C ambient
Operating Temp Range: -55°C to +125°C
RoHS Compliant: Yes

FILE NO. E111594

Processing:

Lead-Free Solderable: Yes
SMT Lead Coplanarity: (0,10mm) .004" max

Mates with:
FFSD, FFTP

EJECTOR HEADER CAP
(Locks FFSD cable to EHF header)

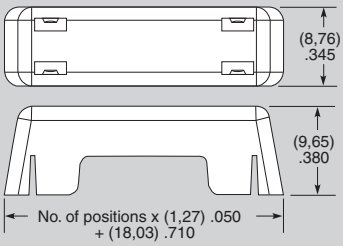

ECF – NO. PINS PER ROW

05, 08, 10, 13, 17, 20, 25

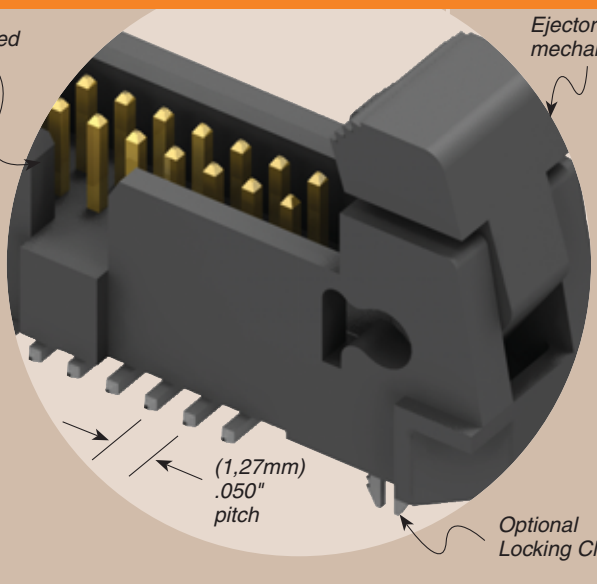

EHF – 1 – NO. PINS PER ROW – 01 – PLATING OPTION – D – TAIL OPTION – OTHER OPTION

05, 08, 10, 13, 17, 20, 25

–F
= Gold flash on post, Matte Tin on tail

–L
= 10µ" (0,25µm) Gold on post, Matte Tin on tail

Leave blank for Through-Hole version

–SM
= Surface Mount

–RA
=Right Angle

–"XX"
= Polarized Position (–RA not available)

–LC
= Locking Clip (–SM Only) (Manual placement required)

–K
= (7,50mm) .295" DIA Polyimide Film Pick & Place Pad

–P
= Pick & Place Pad (–SM Only)

–TR
= Tape & Reel Packaging (–LC not available)

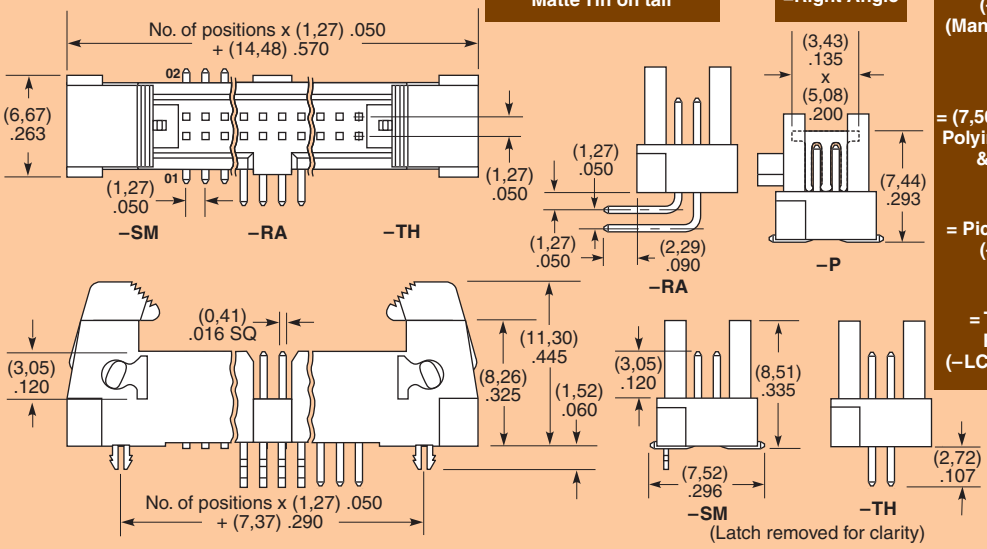

Note: Some lengths, styles and options are non-standard, non-returnable.

Due to technical progress, all designs, specifications and components are subject to change without notice.

Downloaded from Elcodis.com electronic components distributor