

# Axial Lead and Cartridge Fuses

High-Reliability Subminiature

## PICO® Fuse Very Fast-Acting Fuse 265/266/267 Series



### ELECTRICAL CHARACTERISTICS:

% of Ampere Rating	Ampere Rating	Opening Time
100%	1/16–15	4 hours, <b>Minimum</b>
200%	1/16–7	1 second, <b>Maximum</b>
	10	3 seconds, <b>Maximum</b>
	15	10 seconds, <b>Maximum</b>

**AGENCY APPROVALS:** Recognized under the Components Program of Underwriters Laboratories and Certified by CSA.

**AGENCY FILE NUMBERS:** UL E10480, CSA LR 29862.

**FUSES TO MIL SPEC:** 265 Series (except 1/16 ampere rating) is available in FM08A on QPL for MIL-PRF-23419/8. To order, change 265 to 267.

### INTERRUPTING RATINGS:

300 amperes at rated voltage VDC  
50 amperes at rated voltage VAC

### ENVIRONMENTAL SPECIFICATIONS:

**Operating Temperature:** –55°C to 125°C.

**Shock:** MIL-STD-202, Method 213, Test Condition I (100 G's peak for 6 milliseconds).

**Vibration:** MIL-STD-202, Method 201 (10–55 Hz); MIL-STD-202, Method 204, Test Condition C (55–2000 Hz at 10 G's Peak).

**Salt Spray:** MIL-STD-202, Method 101, Test Condition B.

**Seal Test:** MIL-STD-202, Method 112, Test Condition A.

**Insulation Resistance (After Opening):** MIL-STD-202, Method 302, Test Condition A (1/2 Megohm minimum).

**Thermal Shock:** MIL-STD-202, Method 107, Test Condition B (–65°C to 125°C).

**Moisture Resistance:** MIL-STD-202, Method 106.

### PHYSICAL SPECIFICATIONS:

**Materials:** Gold-Plated Copper Leads, Type II

**Weight:** .32 Grams

**Solderability:** MIL-STD-202, Method 208.

**Lead Pull Force:** MIL-STD-202, Method 211, Test Condition A (will withstand a 5 lb. axial pull test).


**AQL (Electrical Characteristics):** Certified to 1% AQL.

**Sampling:** Per MIL-STD-105, Inspection Level II.

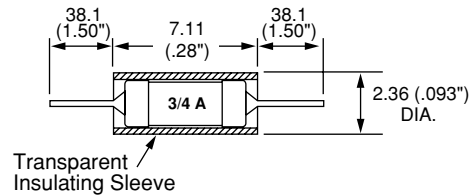
**Traceability and Identification Records:** Controlled by lot number and retained on file for a minimum of three years. Copies of Lot Certification Test data available when requested with order.

**OPTIONS:** Special screening tests, burn-in, etc. can be supplied on special order to meet specific requirements. For information on higher current ratings, contact Littelfuse.

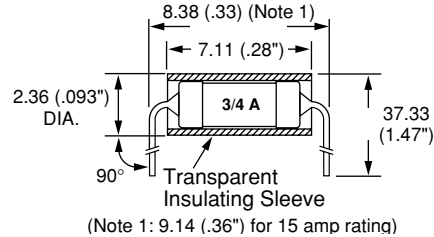
**PATENTED**



265 000 Series



266 000 Series



### ORDERING INFORMATION:

Axial Lead Catalog Number	Radial Lead Catalog Number	Ampere Rating	Voltage Rating	Nominal Resistance Cold Ohms
265.062	266.062	1/16	125	7.0
265.125	266.125	1/8	125	2.1
265.250	266.250	1/4	125	0.71
265.375	266.375	3/8	125	0.42
265.500	266.500	1/2	125	0.28
265.750	266.750	3/4	125	0.17
265.001	266.001	1	125	0.125
265.01.5	266.01.5	1½	125	0.08
265.002	266.002	2	125	0.055
265.02.5	266.02.5	2½	125	0.042
265.003	266.003	3	125	0.03515
265.004	266.004	4	125	0.023
265.005	266.005	5	125	0.014
265.007	266.007	7	125	0.01
265.010	266.010	10	125	0.00645
265.015	266.015	15	32	0.004

Please contact Littelfuse for Average Time Current Curve.