

Low & Ultra High speed fast recovery diode series

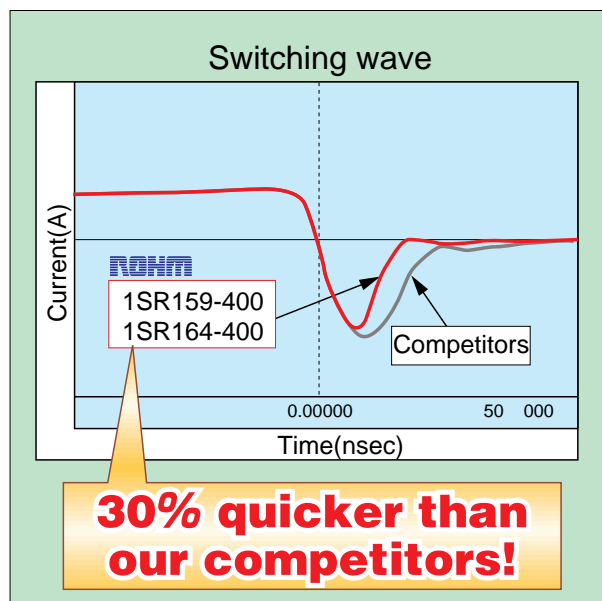
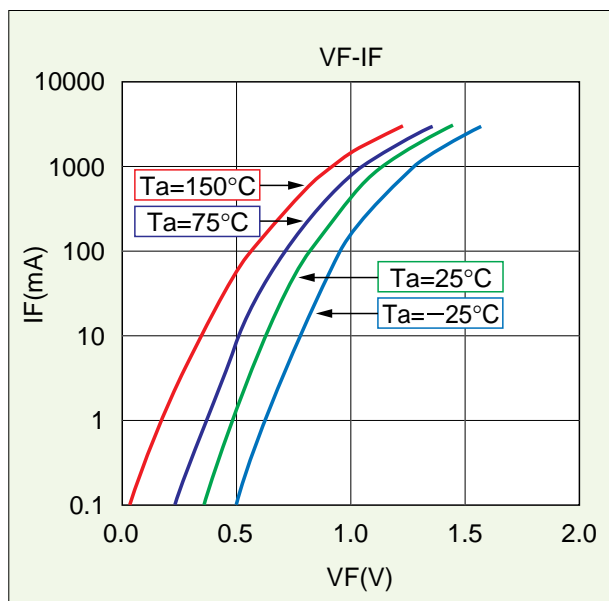
After favorable response to ROHM's low VF series, we will lead the market for ultra high speed rectifier diodes. Our new diodes will be low loss and have low VF and ultra high speed FRD.

Characteristic

Switching speed (10nsec typ.)
Low VF (1.10V typ.)

Low loss.
(Soft recovery)

TYPE.(taping)	Package	Io/VRM	Vf(at IF)	trr(0.5/1.0A)	Dimension
1SR159-400	PMDS (4526)	1A/400V	1.10V typ (1.0A)	10 nsec typ.	
1SR159-200	PMDS (4526)	1A/200V	Mass production is available		
1SR159-600	PMDS (4526)	1A/600V	Under development		
1SR164-400	MSR	1A/400V	1.10V typ (1.0A)	10 nsec typ.	



Ultra first recovery diode(Silicon epitaxial planer)

Low loss

1SR159-400

APPLICATION

High-speed switching

FEATURE

- Small power mold type(PMDS)
- Low VF
- High-speed switchig, Soft recovery
- Low switching loss

Mass per piece

69mg/pcs

ABSOLUTE MAXIMUM RATING(Ta=25°C)

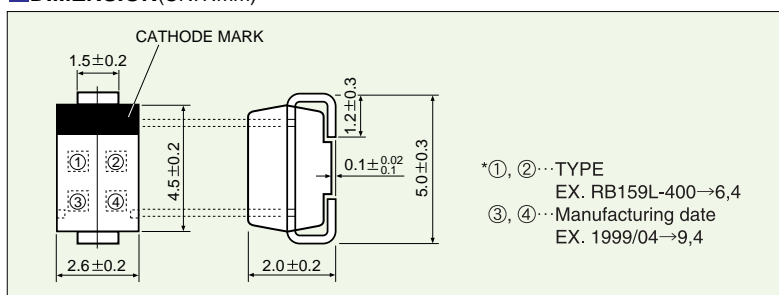
Characteristic	Symbol	Limits
Reverse voltage(repetitive peak)	VRSM	400V
Reverse voltage(DC)	VRM	400V
Average rectified forward current	Io	1A
Forward current surge peak(60Hz~1∞)	IFSM	20A
Junction temperature	TJ	150°C
Storage temperature	Tstg	-40~150°C

ELECTRICAL CHARACTERISTIC(Ta=25°C)

Characteristic	Symbol	Test condition	Standard	Maximum
Forward current	VF	IF=1.0A	1050mV	1200mV
Reverse current	IR	VR=400V	0.7μA	10μA
Switching time	Trr	IF=0.5A IR=1.0A Irr=0.25*IR	10nsec	25nsec

*Please pay attention to static electricity when handling.

DIMENSION(UNIT:mm)



Ultra first recovery diode(Silicon epitaxial planer)

Low loss

1SR164-400

APPLICATION

High-speed switching

FEATURE

- Mold type(MSR)
- Low VF
- High-speed switchig, Soft recovery
- Low switching loss

Mass per piece

190mg/pcs

ABSOLUTE MAXIMUM RATING(Ta=25°C)

Characteristic	Symbol	Limits
Reverse voltage(repetitive peak)	VRSM	400V
Reverse voltage(DC)	VRM	400V
Average rectified forward current	Io	1A
Forward current surge peak(60Hz~1∞)	IFSM	20A
Junction temperature	TJ	150°C
Storage temperature	Tstg	-40~150°C

ELECTRICAL CHARACTERISTIC(Ta=25°C)

Characteristic	Symbol	Test condition	Standard	Maximum
Forward current	VF	IF=1.0A	1050mV	1200mV
Reverse current	IR	VR=400V	0.7μA	10μA
Switching time	Trr	IF=0.5A IR=1.0A Irr=0.25*IR	10nsec	25nsec

*Please pay attention to static electricity when handling.

DIMENSION(UNIT:mm)

