

Features

- ◆ Smallest encapsulated 20W Converter!
Ultra compact size: 1.0" x 1.0" x 0.4"
- ◆ Shielded metal case with isolated baseplate
- ◆ Wide 2:1 input voltage ranges
- ◆ Very high efficiency up to 90%
- ◆ Output voltage adjustable
- ◆ Remote On/Off control
- ◆ Operating temp. range -40°C to +75°C and up to 85 °C with heat-sink
- ◆ I/O isolation voltage 1500 VDC
- ◆ Input filter meets EN 55022 class A without external components
- ◆ No minimum load required
- ◆ Lead free design, RoHS compliant
- ◆ 3-year product warranty



The THN-20 series is the latest generation of high performance dc-dc converter modules with highest power density. The product achieves 20W output power while it comes in a metal case with dimensions of only 1.0"x 1.0"x 0.4".

All models have an wide 2:1 input voltage range and precisely regulated output voltages, even under no load conditions. Highest efficiency of up to 90% makes this product very reliable and applicable in temperature ranges of up to 75°C or 85°C with optional mounted heat sink. Together with low input current characteristics at minimal load and remote On/Off control these converters are the ideal solution for battery-operated systems. Typical applications are in mobile equipments, instrumentation, distributed power architectures in communication and industrial electronics and everywhere where space on the PCB is critical.

Models				
Order code	Input voltage range	Output voltage	Output current max.	Efficiency typ.
THN 20-1210	9 – 18 VDC (12 VDC nominal)	3.3 VDC	4500 mA	86 %
THN 20-1211		5.0 VDC	4000 mA	90 %
THN 20-1212		12 VDC	1670 mA	89 %
THN 20-1213		15 VDC	1330 mA	89 %
THN 20-1222		±12 VDC	±833 mA	89 %
THN 20-1223		±15 VDC	±667 mA	89 %
THN 20-2410	18 – 36 VDC (24 VDC nominal)	3.3 VDC	4500 mA	86 %
THN 20-2411		5.0 VDC	4000 mA	90 %
THN 20-2412		12 VDC	1670 mA	90 %
THN 20-2413		15 VDC	1330 mA	90 %
THN 20-2422		±12 VDC	±833 mA	90 %
THN 20-2423		±15 VDC	±667 mA	90 %
THN 20-4810	36 – 75 VDC (48 VDC nominal)	3.3 VDC	4500 mA	86 %
THN 20-4811		5.0 VDC	4000 mA	90 %
THN 20-4812		12 VDC	1670 mA	90 %
THN 20-4813		15 VDC	1330 mA	90 %
THN 20-4822		±12 VDC	±833 mA	90 %
THN 20-4823		±15 VDC	±667 mA	90 %

Input Specifications

Input current at no load (at nominal input voltage)	12 V models: 10 mA typ. 24 V models: 6 mA typ. 48 V models: 4 mA typ.
Input current at full load (at nominal input voltage)	12 V; 3.3 VDC models: 1510 mA typ. 12 V; other models: 1960 mA typ. 24 V; 3.3 VDC models: 755 mA typ. 24 V; other models: 970 mA typ.. 48 V; 3.3 VDC models: 375 mA typ. 48 V; other models: 485 mA typ.
Start-up voltage / under voltage shut down	12 Vin models: 9 VDC / 8 VDC 24 Vin models: 18 VDC / 16 VDC 48 Vin models: 36 VDC / 33 VDC
Surge voltage (1 sec. max.)	12 Vin models: 25 V max. 24 Vin models: 50 V max. 48 Vin models: 100 V max.
Reflected input ripple current	30 mAp-p typ.
Conducted noise (input)	EN 55022 class A, FCC part 15, level A without external components
ESD (electrostatic discharge)	EN 61000-4-2, air ±8 kV, contact ±6 kV, perf. criteria A
Radiated immunity	EN 61000-4-3, 10 V/m, perf. criteria A
Fast transient / Surge	EN 61000-4-4, ±2 kV, perf. criteria A EN 61000-4-5, ±2 kV perf. criteria A With external input capacitor e.g. Nippon chemi-con KY 200 µF, 100 V, ESR 48 mOhm
Conducted immunity	EN 61000-4-6, 10 Vrms, perf. criteria A

Output Specifications

Voltage set accuracy	±1 %
Output voltage adjustment range	±10 % for single output models only. Trim up via resistor over Trim and -Vout Trim down via resistor over Trim and +Vout (Resistor values tba, 0 Ohm=max. adjustment)
Regulation	– Input variation (Vmin – Vmax) single output models: 0.2 % max. dual output models: 0.5 % max. – Load variation (0 – 100 %) single output models: 0.2 % max. dual output models balanced load: 1.0 % max. dual output models unbalanced load (25% /100%): 5.0 % max.
Minimum load	not required
Ripple and noise (20 MHz bandwidth)	3.3 & 5.0 VDC models: 75 mVp-p typ. other models: 100 mVp-p typ. measured with a 1µF M/C and a 10µF T/C
Temperature coefficient	±0.02 %/K
Output current limitation	at 150 % of Iout max., foldback
Short circuit protection	indefinite, automatic recovery
Over voltage protection	3.3 VDC models: 3.7 – 5.4 Vout 5 VDC models: 5.6 – 7.0 Vout 12 VDC models: 13.5 – 19.6 Vout 15 VDC models: 16.8 – 20.5 Vout
Start up time (nominal Vin and constant resistive load)	30 ms typ. (for power on and remote on)
Transient response setting time	250 µs typ. (25% load step change)

Output Specifications

Max. capacitive load	3.3 VDC models:	7'000 µF
	5 VDC models:	5'000 µF
	12 VDC models:	850 µF
	15 VDC models:	700 µF
	±12 VDC models:	500 µF (each output)
	±15 VDC models:	350 µF (each output)

General Specifications

Temperature ranges	<ul style="list-style-type: none"> - Operating without heat sink - Operating with heat sink - Case temperature - Storage 	-40°C to +75°C (with derating) -40°C to +85°C (with derating) +105°C max. -55°C to +125°C
Power derating	<ul style="list-style-type: none"> - Operating without heat sink - Operating with heat sink 	2.0 %/K above 55°C 2.0 %/K above 60°C
Thermal inpedance	<ul style="list-style-type: none"> - Natural convection - Natural convection with heat sink 	18.2°C/W 15.8°C/W
Humidity (non condensing)		5 % to 95 % rel H max.
Reliability, calculated MTTF (MIL-HDBK-217F, @ +25°C, ground benign)		tba
Isolation voltage (60sec)	- Input/Output	1'500 VDC
Isolation capacity	- Input/Output	1000 pF typ.
Isolation resistance	- Input/Output (500 VDC)	>1'000 MOhm
Remote On/Off	<ul style="list-style-type: none"> - On: - Off: - Off idle current: 	3.0 ... 15 VDC or open circuit 0 ... 1.2 VDC or short circuit pin 6 and pin 2 1.5 mA
Switching frequency (fixed)		330 kHz typ. (pulse width modulation PWM)
Vibration and thermal shock		EN 61373, MIL-STD-810E
Safety standards		UL /cUL 60950-1, EN 60950-1, IEC 60950-1
Safety approvals	- UL/cUL	www.ul.com -> certifications -> File E188913 (entry pending)

Physical Specifications

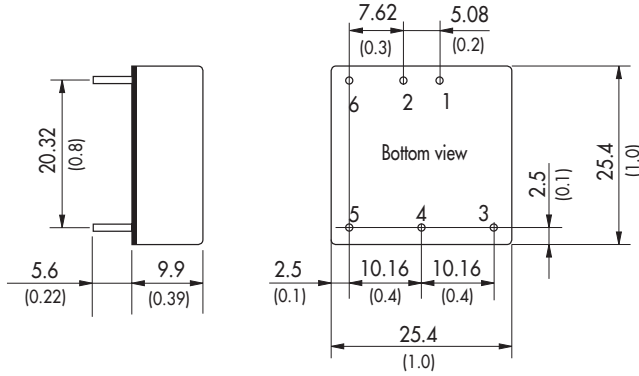
Casing material	nickel coated copper
Baseplate	non conductive FR4
Potting material	epoxy (UL 94V-0 rated)
Weight	15 g (0.53 oz)
Soldering temperature	max. 265°C / 10sec.

Application note

Download: www.tracopower.com/products/thn20-application.pdf

All specifications valid at nominal input voltage, full load and +25°C after warm-up time unless otherwise stated.

Outline Dimensions



Pin-Out		
Pin	Single	Dual
1	+Vin (Vcc)	+Vin (Vcc)
2	-Vin (GND)	-Vin (GND)
3	+ Vout	+ Vout
4	Trim	Common
5	-Vout	-Vout
6	Remote On/Off	

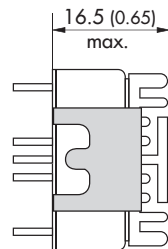
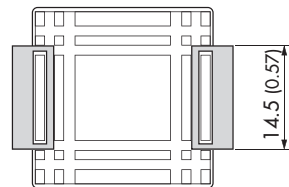
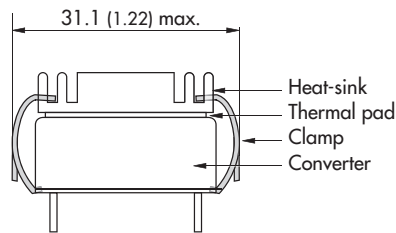
Dimensions in [mm], () = Inch
Pin diameter \varnothing 1.0 (0.04)
Pin pitch tolerances: ± 0.25 (± 0.01)
Tolerances: ± 0.5 (± 0.02)

Heat-Sink (Option)

Order code: THN-HS1
(cont.: heat-sink, thermal pad, 2 clamps)
Material: Aluminum
Finish: Anodic treatment (black)
Weight: 8 g (0.28 oz) without converter
Thermal impedance after assembling: 15.8 K/W



Note:
The product label on converter has to be removed before mounting the heat-sink.
For volume orders converters will be supplied with heat-sink already mounted. Please contact factory for quotation.
Separate heat-sinks are only available for prototypes and small quantity orders.



Specifications can be changed any time without notice.