

Features

- ◆ For industrial, office and residential applications
- ◆ Ultracompact plastic housing
- ◆ Connection by spring clamp terminals or detachable screw terminal block
- ◆ Reliable snap-on mounting on DIN-rails
- ◆ Adaptor for wall mounting
- ◆ Universal input 85–264 VAC, 50/60 Hz
- ◆ Models with 5, 12, 24 and 48 VDC output
- ◆ Output voltage adjustable
- ◆ Power OK signal
- ◆ Low ripple and noise
- ◆ Overload and short-circuit protection
- ◆ Parallel operation possible
- ◆ Worldwide safety approvals
- ◆ Redundancy module
- ◆ 3-year product warranty



The TRACOPOWER TCL series is a family of DIN-rail power supplies with an excellent price/performance ratio. With tightly regulated output voltage and high immunity against electrical disturbances on the mains they provide a reliable power source for sensitive loads in industrial process controls, machine tools and other equipment exposed to a difficult industrial environment. Compact size, light weight, easy snap-on mounting on DIN-rails and the choice of two connection terminal versions are other features of these power supplies. The TCL series complies with all major safety standards for Europe (EN60950-1, EN50178), North America (UL/cUL 60950, UL 508C listed) or elsewhere in the world (CB-Report).

Models

Order Code	Input Voltage Ranges	Output Power max.	*Output Voltage nom.	Output Current max.	Connection	
TCL 024-105	85–264 VAC Universal Input 50/60 Hz	24 W	5.1 VDC	4.0 A	Detachable screw terminal blocks	
TCL 024-112			12 VDC	2.0 A		
TCL 024-124			24 VDC	1.0 A		
TCL 060-112		60 W	12 VDC	4.0 A		
TCL 060-124			24 VDC	2.5 A		
TCL 060-148			48 VDC	1.25 A		
TCL 120-112	85–375 VDC	120 W	12 VDC	8.0 A		
TCL 120-124			24 VDC	5.0 A		
NEW TCL 240-124	85–132/187–264 VAC	240 W	24 VDC	10.0 A	Spring clamp terminals	
TCL 024-124C	85–264 VAC Universal Input 50/60 Hz	24 W	24 VDC	1.0 A		
TCL 060-112C			60 W	12 VDC		4.0 A
TCL 060-124C				24 VDC		2.5 A
TCL 060-148C		48 VDC		1.25 A		
TCL 120-112C		85–375 VDC	120 W	12 VDC		8.0 A
TCL 120-124C				24 VDC	5.0 A	

* adjustable

Input Specifications

Input voltage range		85–264 VAC/85–375 VDC
	TCL 240 model:	85–132/187–264 VAC autoselect (no DC input)
Output derating	– at operation between 85...93 VAC/85...130 VDC	15% for TCL 060 & TCL 120 20% for TCL 024-112 & TCL 024-124 & TCL 240 30% for TCL 024-105
Input frequency		47–63 Hz
Harmonic limits		EN 61000-3-2, Class A
Input current at full load (typ.)		115 VAC 230 VAC
	TCL 24 models:	0.35 A 0.2 A
	TCL 60 models:	1.2 A 0.6 A
	TCL 120 models:	2.0 A 1.0 A
	TCL 240 model:	3.3 A 1.7 A
Recommended circuit breaker (characteristic C or slow blow fuse)		5.0 A

Output Specifications

Output voltage adjustable range (potentiometer on frontpanel)		5.1 VDC model: 5.0 – 5.25 VDC
	12 VDC models:	12 – 15 VDC (12 - 16 VDC for TCL 024-112)
	24 VDC models:	24 – 28 VDC
	48 VDC models:	48 – 56 VDC
Output regulation (10 to 90% load variation)		2.5 % (1 % for TCL 60-112)
Ripple and noise (20MHz bandwidth)		<50 mV pk-pk
Electronic short circuit protection		current limitation at 120 % typ. (constant current, automatic recovery TCL 24 models: foldback, automatic recovery)
Parallel operation		output current characteristic suitable for parallel operation of max. 5 units (not for TCL 240-124)
Overvoltage protection, trigger point		5.1 VDC model: <6.5 VDC
	12/24 VDC models:	<40 VDC
	48 VDC models:	<60 VDC
Hold-up time		115 VAC 230 VAC min. 15 ms min. 125 ms
Power OK signal (TCL 60 & TCL 120 only)		trigger point output signal (reference to – Vout)
	12 VDC models:	>11V 11.0 V ±1.0 V/60 mA max.
	24 VDC models:	>22V 22.0 V ±2.0 V/30 mA max.
	48 VDC models:	>44V 44.0 V ±4.0 V/15 mA max.

General Specifications

Temperature ranges	– Operating – Storage (non operating)	–10 °C to +70 °C max. –25 °C to +85 °C
Temperature derating	– at 187...264 VAC or 265...375 VDC operation – at 93...132 VAC or 130...187 VDC operation – at 85...130 VDC operation	1.7 %/K above 50 °C 1.1 %/K above 40 °C 1.3 %/K above 30 °C
Humidity (non condensing)		95 % rel. H max.
Temperature coefficient		0.02 %/K
Switching frequency		55 – 180 kHz depending on load (frequency modulation)
Efficiency		88% typ.

General Specifications

Reliability, calculated MTBF @ 25°C (according to IEC-1709)	TCL 24 models: >2.68 Mio h TCL 60 models: >2.94 Mio h TCL 120 models: >1.62 Mio h (TCL 240 tbd.)	
Safety standards	IEC 60950-1, EN 60950-1 (output SELV), UL 60950-1, UL 508, EN 50178, EN 60204, EN 61558-2-8. - NEC class 2 (TCL 60 models only)	
Safety approvals	<ul style="list-style-type: none"> - CB report - UL approval - UL approval - CSA certification - BG certification 	<p>IEC 60950-1 www.tracopower.com/products/tcl_cb.pdf www.ul.com -> certifications UL 508C listed, CSA C22.2 No. 14 File E210002 (TCL 024 and TCL 240 pending) www.ul.com -> certifications UL 60950, File E181381 (except TCL 240) UL 60950-1, CSA 60950-1-03 www.tracopower.com/products/tcl_csa.pdf www.tracopower.com/products/tcl240_csa.pdf IEC 60950-1-03 www.tracopower.com/products/tcl_bg.pdf</p>
Electromagnetic compatibility (EMC), emissions	EN 61000-6-3	
Electromagnetic compatibility (EMC), immunity - Voltage sag immunity	EN 61000-6-2 www.tracopower.com/products/TCL_SemiF47.pdf	
Safety class	degree of protection class 1	
Case protection	IP 20 (IEC 60529)	
Enclosure material	plastic FR2010-110C (UL 94V-0 rated)	
Mounting	DIN-rails as per EN 50022-35x15/7.5 (snap-on with self-locking spring) Adapter for wall-/chassis mounting (included)	
Options	output characteristic optimized for battery charging available on request	
Installation instructions	www.tracopower.com/products/tcl_inst.pdf	

All specifications valid at nominal input voltage, full load and +25°C after warm-up time unless otherwise stated.

TCL-REM240 Redundancy Module

This module enables redundant operation of any two TCL models by decoupling the 2 power supplies. It can also be used to separate sensitive loads from the main power source.



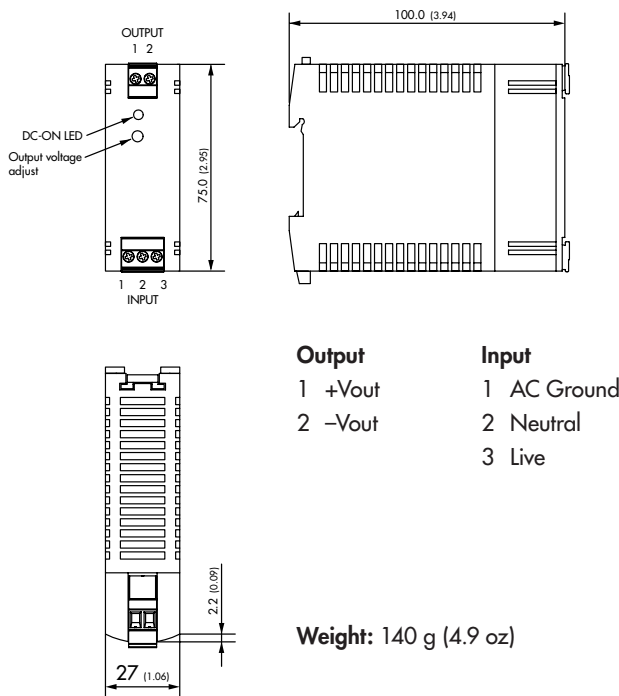
Order Code	Inputs Vin	Max Power per Input	Output Voltage	Output Current max.	Connection
TCL-REM240	2 x 5...60 VDC	144 W	Vin - 0.9 VDC	8 A	detachable screw terminal block

Specifications

Operating temperature	-10°C to +70°C max. (14°F ... +158°F) derating above 40°C (104°F): 1.5%/K
Electromagnetic compatibility	in correspondence to connected units (no internal switching device)
Dimensions	same as model TCL 024 (see page 4)

Case Dimensions

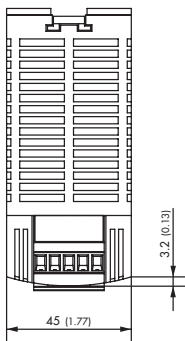
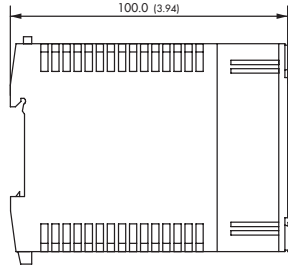
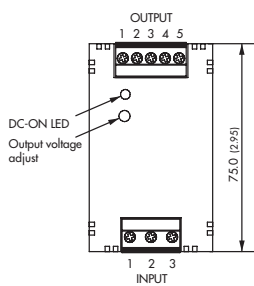
TCL 024 and TCL-REM240 models



Dimensions in [mm], () = Inch
Tolerances: ±0.5 mm (±0.02)

Case Dimensions

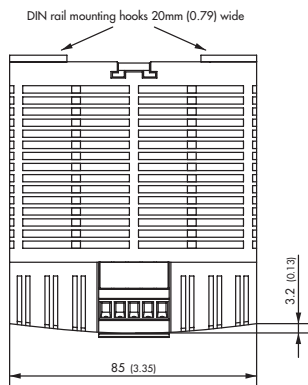
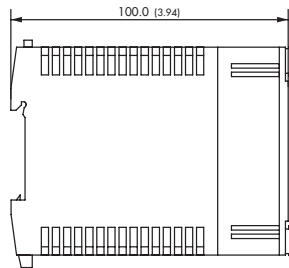
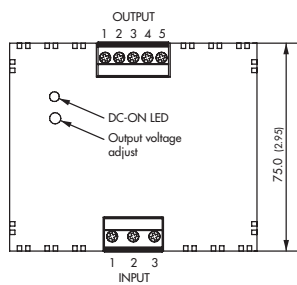
TCL 60 models



Output	Input
1 +Vout	1 AC Ground
2 +Vout	2 Neutral
3 -Vout	3 Live
4 -Vout	
5 Power OK	

Weight: 265 g (9.4 oz)

TCL 120 models



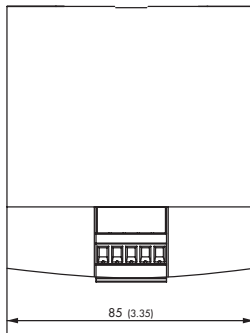
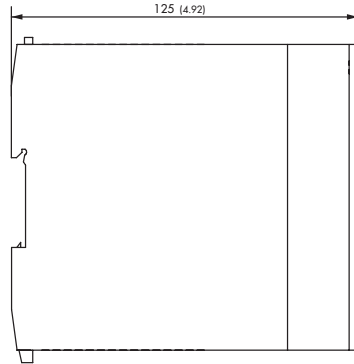
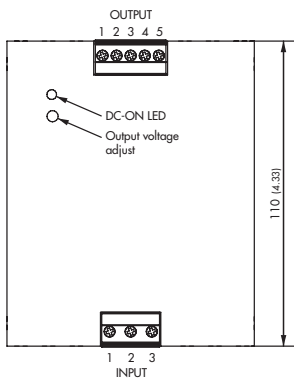
Output	Input
1 +Vout	1 AC Ground
2 +Vout	2 Neutral
3 -Vout	3 Live
4 -Vout	
5 Power OK	

Weight: 440 g (15.5 oz)

Dimensions in [mm], () = Inch
Tolerances: ±0.5 mm (±0.02)

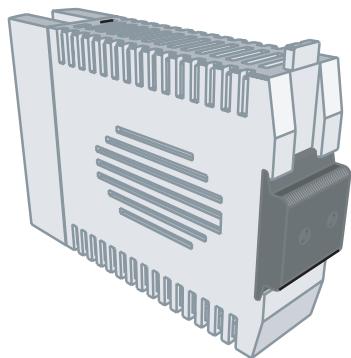
Case Dimensions

TCL 240 model



Output	Input
1 +Vout	1 AC Ground
2 +Vout	2 Neutral
3 -Vout	3 Live
4 -Vout	
5 Power OK	

Weight: 950 g (33.5 oz)



Wall Mounting Bracket

Instead on a DIN-rail, the modules can be also mounted on a chassis or wall with help of a mounting bracket which is supplied as standard with each power supply

Dimensions in [mm], () = Inch
Tolerances: ± 0.5 mm (± 0.02)

Specifications can be changed any time without notice.