

## 1 Amp. Surface Mounted Glass Passivated Rectifier

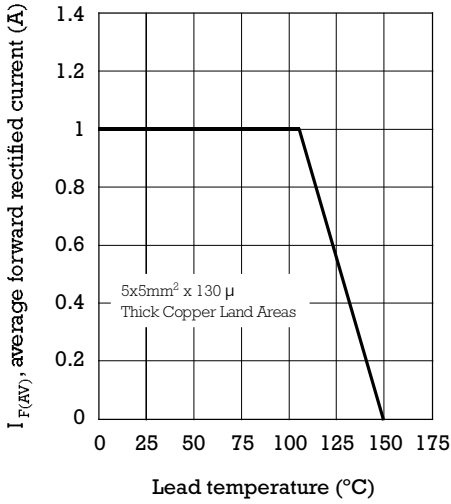
<p><b>Dimensions in mm.</b></p> <p><b>CASE:</b> SMA/DO-214AC</p> <p>Week code F4 12 Year code G Type No. Cross</p> <p>Standard soldering pad</p>	<p><b>Voltage</b> 400 to 1000 V</p> <p><b>Current</b> 1.0 A</p>
	<ul style="list-style-type: none"> <li>• Glass passivated junction</li> <li>• High current capability</li> <li>• The plastic material carries U/L 94 V-0</li> <li>• Low profile package</li> <li>• Easy pick and place</li> <li>• High temperature soldering 260 °C 10 sec</li> </ul>
	<p><b>MECHANICAL DATA</b></p> <p>Terminals: Solder plated, solderable per IEC 68-2-20. Standard Packaging: 4 mm. tape (EIA-RS-481). Weight: 0.064 g.</p>

### Maximum Ratings and Electrical Characteristics at 25 °C

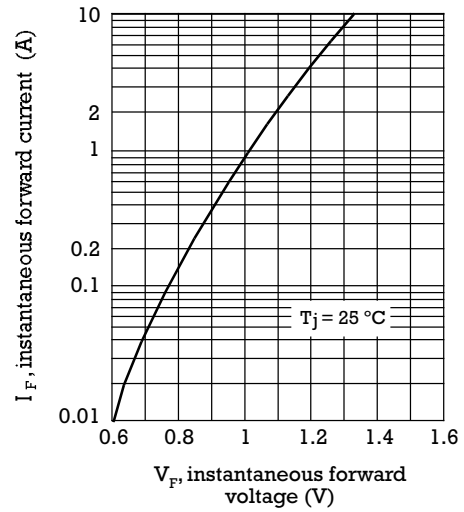
		FS1G	FS1J	FS1K	FS1M
Marking Code		R4	R5	R6	R7
$V_{RRM}$	Maximum Recurrent Peak Reverse Voltage (V)	400	600	800	1000
$V_{RMS}$	Maximum RMS Voltage (V)	280	420	560	700
$V_{DC}$	Maximum DC Blocking Voltage (V)	400	600	800	1000
$I_{F(AV)}$	Forward current at $T_1 = 110\text{ °C}$	1.0 A			
$I_{FSM}$	8.3 ms. peak forward surge current (Jedec Method)	30 A			
$V_F$	Maximum Instantaneous Forward Voltage at 1.0A	1.1 V			
$I_R$	Maximum DC Reverse Current at Rated DC Blocking Voltage	$T_a = 25\text{ °C}$		$T_a = 125\text{ °C}$	
		1 $\mu$ A			
		50 $\mu$ A			
$t_{rr}$	Typical Reverse Recovery Time (0.5/1/0.25A)	1.8 $\mu$ s			
$C_j$	Typical Junction Capacitance (1MHz; -4V)	12pF			
$R_{th(j-l)}$ $R_{th(j-a)}$	Typical Thermal Resistance (5x5 mm <sup>2</sup> x 130 $\mu$ Copper Area)	27 °C/W			
		75 °C/W			
$T_j - T_{stg}$	Operating Junction and Storage Temperature Range	-55 to + 150 °C			

Rating And Characteristic Curves

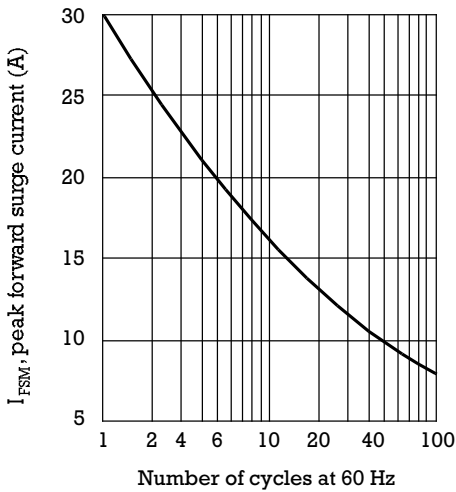
FORWARD CURRENT DERATING CURVE



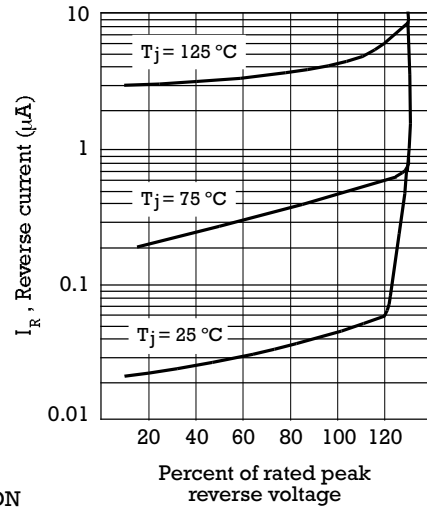
TYPICAL FORWARD CHARACTERISTIC



MAXIMUM NON REPETITIVE PEAK FORWARD SURGE CURRENT



TYPICAL REVERSE CHARACTERISTIC



TYPICAL JUNCTION CAPACITANCE

