



# CY7C964

## Bus Interface Logic Circuit

### Features

- Comparators, counters, latches, and drivers minimize logic requirements for a variety of multiplexed and non-multiplexed buses
- Directly drives VMEbus address and data signals
- 8-bit comparator for slave address decoding
- Flexible interface optimized for VMEbus applications
- Companion device to Cypress VMEbus family of components
- Replaces multiple SSI/MSI components
- Cascadable
- 64-pin QFP and 68-pin PGA packages
- See the *VMEbus Interface Handbook* for more information

### Functional Description

The CY7C964 integrates several space-consuming functions into one small package, freeing board space for the implementation of added-value board features. It contains counters, comparators, latches, and drivers configured to be of value to implementors of any backplane interface with address and data buses, particularly VMEbus interfaces. The on-chip drivers are suitable for driving the VMEbus directly. The CY7C964 is ideal in applications where high-performance and real estate are primary concerns.

Although having many applications, the Bus Interface Logic Circuit is an ideal companion part to Cypress's VMEbus family of components, the VIC068A, VIC64, the CY7C960, and CY7C961. It is intended to drive the address and data buses, so three or four of these small devices are needed per control-

ler. In every case, the controllers provide the control and timing signals to the Bus Interface Logic Circuit as it acts as a bridge between the VMEbus and the Local bus.

### Application with VMEbus Architecture

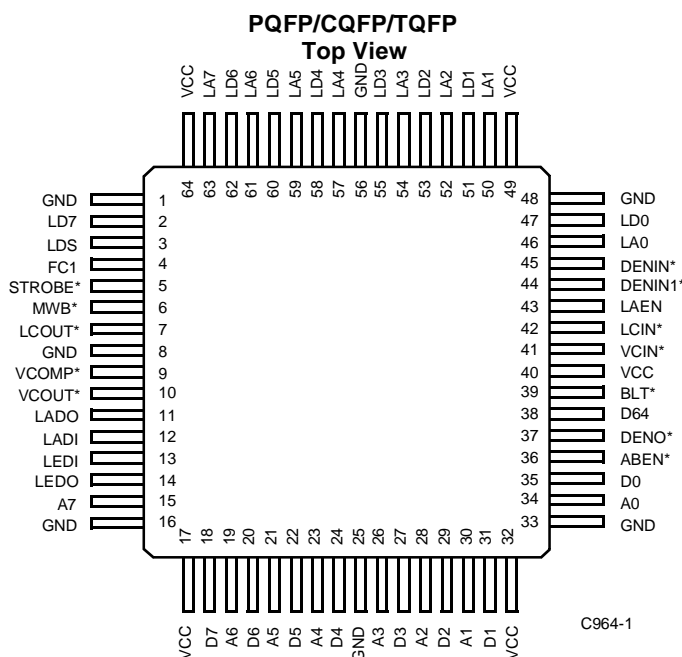
#### Use with Cypress VMEbus Controllers

The CY7C964 Bus Interface Logic Circuit is a seamless interface between the VIC068A/VIC64 and the VMEbus signals. The device functions equally well in the established 32-bit VMEbus arena and the new 64-bit VMEbus standard. The device contains three 8-bit counters to fulfill the functions of Block counters, and DMA counters as implied by the D64 portion of the VMEbus specification. It also contains the necessary multiplexing logic to allow the 64-bit-wide VMEbus path to be funnelled to and from the 32-bit local bus. Control circuitry is included to manage the switching of the 32-bit address bus during normal (32-bit) operations, and during MBLT (64-bit) operations. The on-chip drivers are capable of driving the VMEbus directly (48 mA).

#### Use in Other VMEbus Controller Implementations

The CY7C964 circuitry is designed to be of use to designers of VMEbus circuitry, including VSB (VME subsystem bus) and designs not requiring the features of the Cypress VIC068A, VIC64, CY7C960, and CY7C961. The logic diagram includes general-purpose blocks of comparators, counters, and latches that can be controlled using the flexible control interface to allow many different options to be implemented. Although the device is packaged in a small 64-pin package, the use of multiplexed input and output pins provides access to the many internal functions, thus saving external circuitry.

### Pin Configuration



Pin Configuration (continued)

68-Pin Ceramic PGA  
Bottom View

		11	10	9	8	7	6	5	4	3	2	1	
	A0	ABEN*	D64	V <sub>CC</sub>	LCIN*	DENIN1*	LA0	GND	V <sub>CC</sub>				A
GND	GND	D0	DENO*	BLT*	VCIN*	LAEN	DENIN*	LD0	V <sub>CC</sub>	LA1			B
V <sub>CC</sub>	D1									LD1	LA2		C
A1	D2									LD2	LA3		D
A2	D3									LD3	GND		E
A3	GND									LA4	LD4		F
D4	A4									LA5	LD5		G
D5	A5									LA6	LD6		H
D6	A6									LA7	V <sub>CC</sub>		J
D7	V <sub>CC</sub>	A7	LEDI	LADO	VCOMP*	LCOUT*	STROBE*	LDS	GND	V <sub>CC</sub>			K
	GND	GND	LEDO	LADI	VCOUT*	GND	MWB*	FC1	LD7				L

Index Mark  
On Top

### Application with Other Bus Architectures

The CY7C964 is optimized for applications requiring wide buffers and high-performance multiplexing operations. The architecture can be configured to provide functions such as 16-bit bidirectional three-state latch and 16-bit comparator with mask

register, or more complex functions such as 16-to-8 pipelined bidirectional multiplexer with address counter/comparator circuitry. The device can be cascaded to generate counters and comparators suitable for multiple byte address/data buses. The on-chip 48 mA drivers can be directly connected to many standard backplane buses.

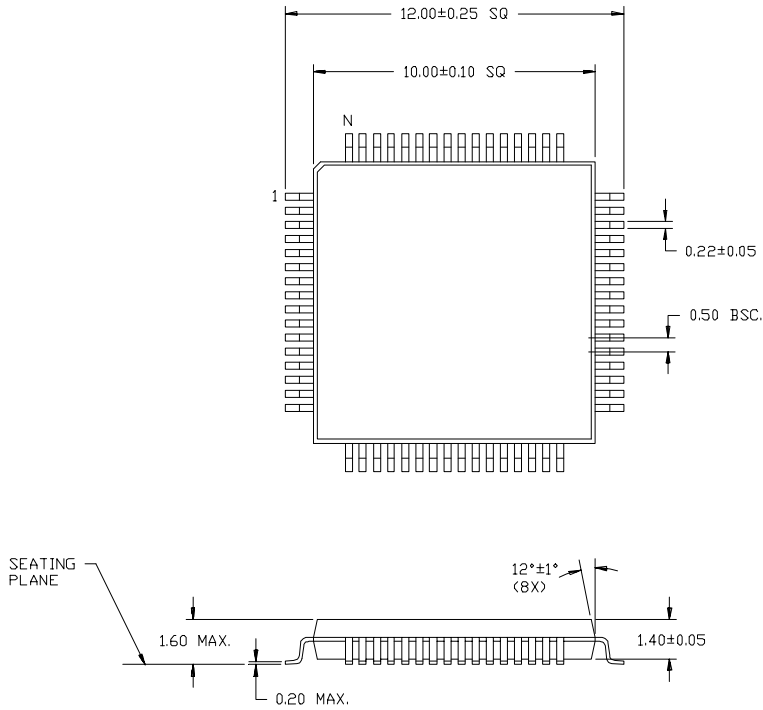
### Ordering Information

Ordering Code	Package Name	Package Type	Operating Range
CY7C964-ASC	A64	64-Pin Thin Quad Flatpack	Commercial
CY7C964-NC	N65	64-Pin Plastic Quad Flatpack	
CY7C964-GM	G68	68-Pin Ceramic PGA	Military
CY7C964-GMB	G68	68-Pin Ceramic PGA	
CY7C964-UM	U65	64-Pin Ceramic Quad Flatpack	
CY7C964-UMB	U65	64-Pin Ceramic Quad Flatpack	

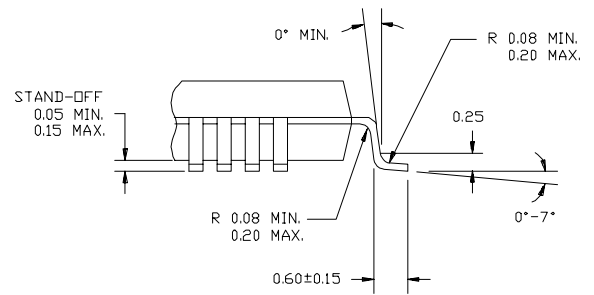
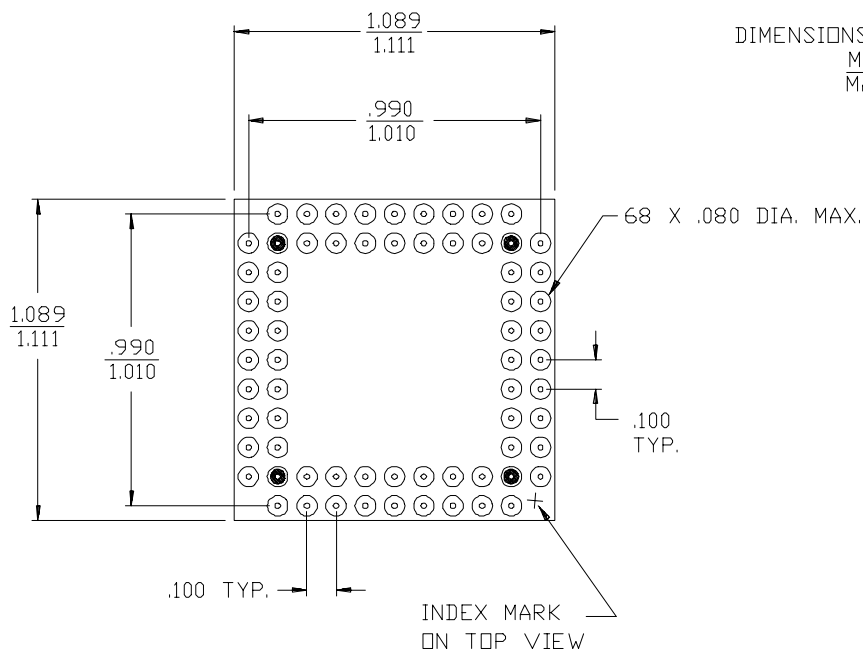
### Related Documents

*VMEbus Interface Handbook*

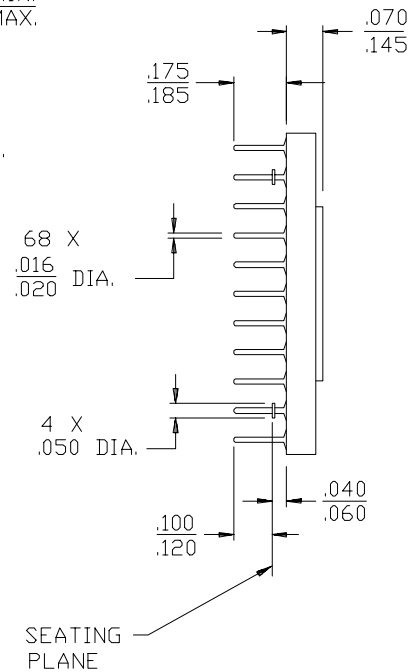
Document #: 38-00197-C

**Package Diagrams**
**64-Pin Thin Quad Flatpack A64**


DIMENSIONS IN MILLIMETERS  
LEAD COPLANARITY 0.080 MAX.

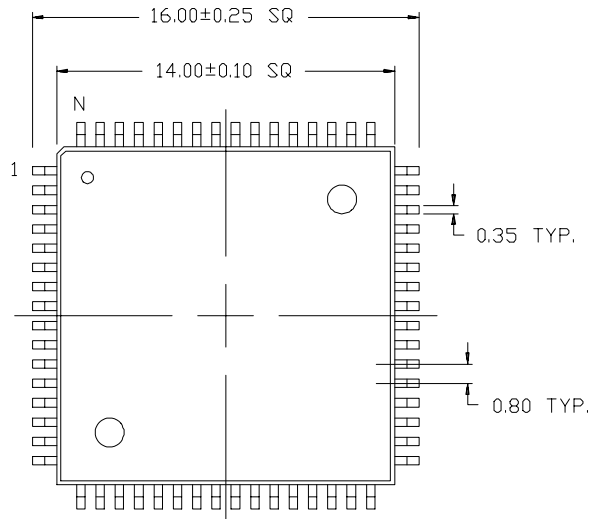

**68-Pin Grid Array (Cavity Up) G68**


DIMENSIONS IN INCHES  
MIN.  
MAX.

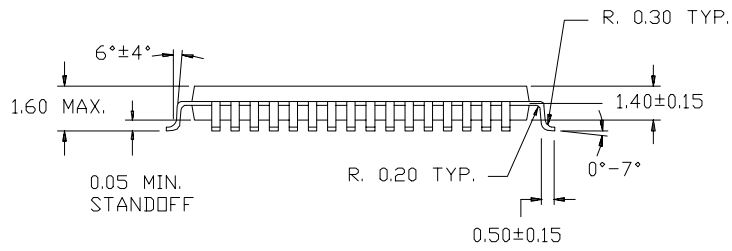


Package Diagrams (continued)

64-Lead Plastic Thin Quad Flatpack N65

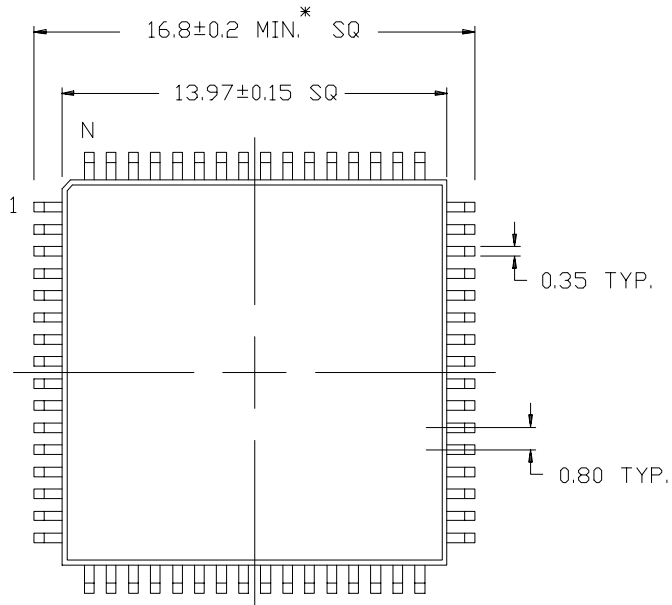


DIMENSIONS IN MILLIMETERS  
LEAD COPLANARITY 0.102 MAX.

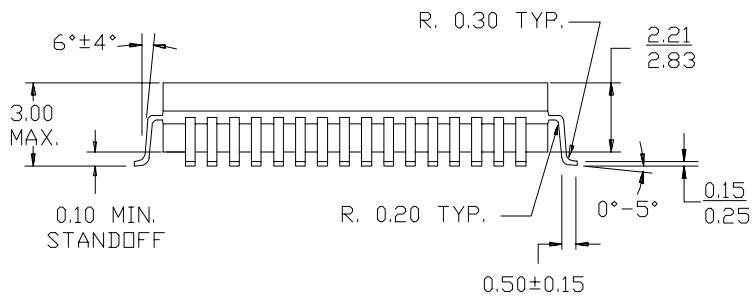


Package Diagrams (continued)

64-Lead Ceramic Quad Flatpack (Cavity Up) U65



DIMENSIONS IN MILLIMETERS  
 LEAD COPLANARITY 0.102 MAX.  
 DIMENSION    MIN.  
                   MAX.



© Cypress Semiconductor Corporation, 1997. The information contained herein is subject to change without notice. Cypress Semiconductor Corporation assumes no responsibility for the use of any circuitry other than circuitry embodied in a Cypress Semiconductor product. Nor does it convey or imply any license under patent or other rights. Cypress Semiconductor does not authorize its products for use as critical components in life-support systems where a malfunction or failure may reasonably be expected to result in significant injury to the user. The inclusion of Cypress Semiconductor products in life-support systems application implies that the manufacturer assumes all risk of such use and in doing so indemnifies Cypress Semiconductor against all charges.