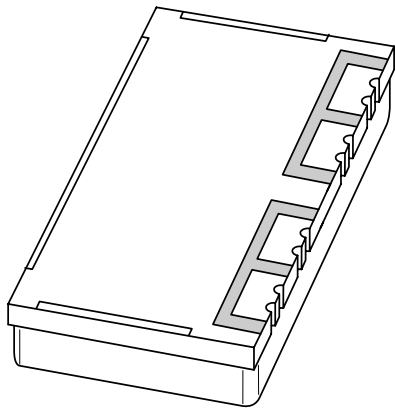


DATA SHEET



BGY241 UHF amplifier module

Product specification
Supersedes data of 1999 May 01

1999 Sep 09

UHF amplifier module

BGY241

FEATURES

- 3.5 V nominal supply voltage
- 35 dBm output power
- Easy output power control by DC voltage.

APPLICATIONS

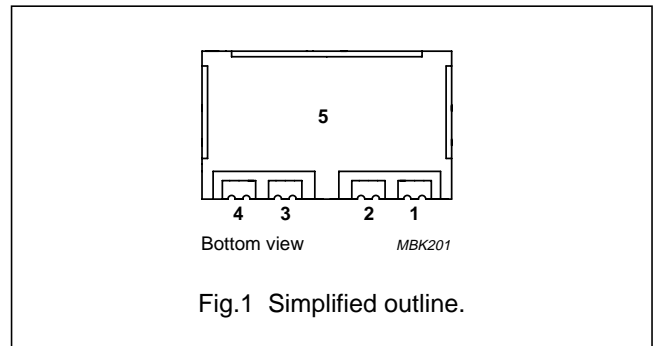
- Digital cellular radio systems with Time Division Multiple Access (TDMA) operation (GSM systems) in the 880 to 915 MHz frequency range.

DESCRIPTION

The BGY241 is a three-stage UHF amplifier module in a SOT482C leadless package with a plastic cover. The module consists of one NPN silicon planar transistor die and one bipolar monolithic integrated circuit mounted together with matching and bias circuit components on a metallized ceramic substrate.

PINNING - SOT482C

PIN	DESCRIPTION
1	RF input
2	V _C
3	V _S
4	RF output
5	ground



QUICK REFERENCE DATA

RF performance at T_{mb} = 25 °C.

MODE OF OPERATION	f (MHz)	V _S (V)	V _C (V)	P _L (dBm)	G _p (dB)	η (%)	Z _S ; Z _L (Ω)
Pulsed; δ = 1 : 8	880 to 915	3.5	≤2.2	35.2	≥35.2	typ. 43	50

LIMITING VALUES

In accordance with the Absolute Maximum Rating System (IEC 134).

SYMBOL	PARAMETER	CONDITIONS	MIN.	MAX.	UNIT
V _S	DC supply voltage	V _C = 0; P _D = 0 mW	–	7	V
		V _C ≥ 0.2 V	–	5.5	V
V _C	DC control voltage		–	2.7	V
P _D	input drive power		–	10	dBm
P _L	load power		–	36	dBm
T _{stg}	storage temperature		–40	+100	°C
T _{mb}	operating mounting base temperature		–30	+100	°C

CAUTION

This product is supplied in anti-static packing to prevent damage caused by electrostatic discharge during transport and handling. For further information, refer to Philips specs.: SNW-EQ-608, SNW-FQ-302A and SNW-FQ-302B.

UHF amplifier module

BGY241

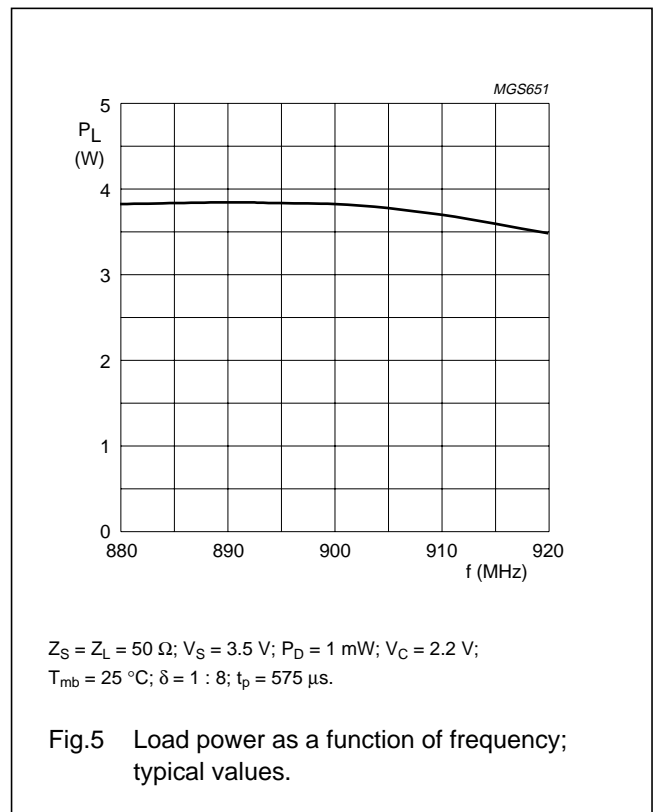
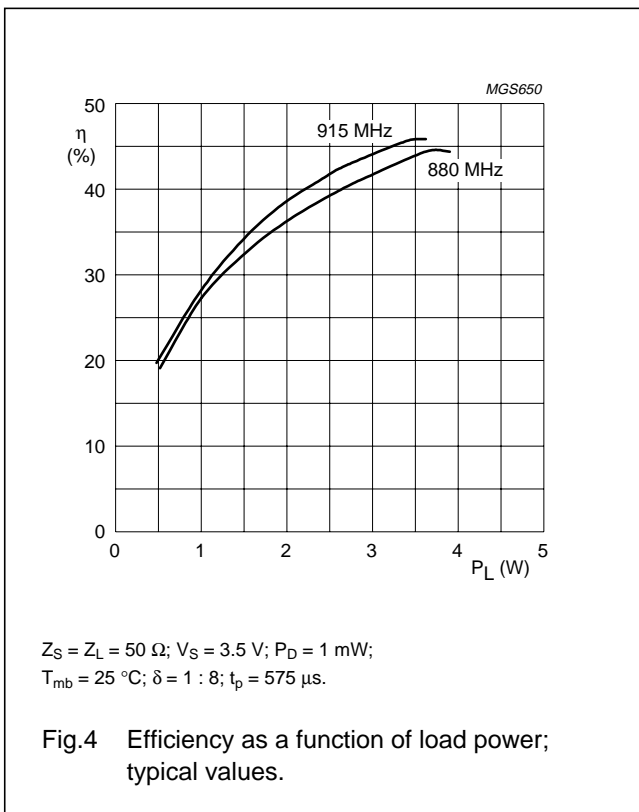
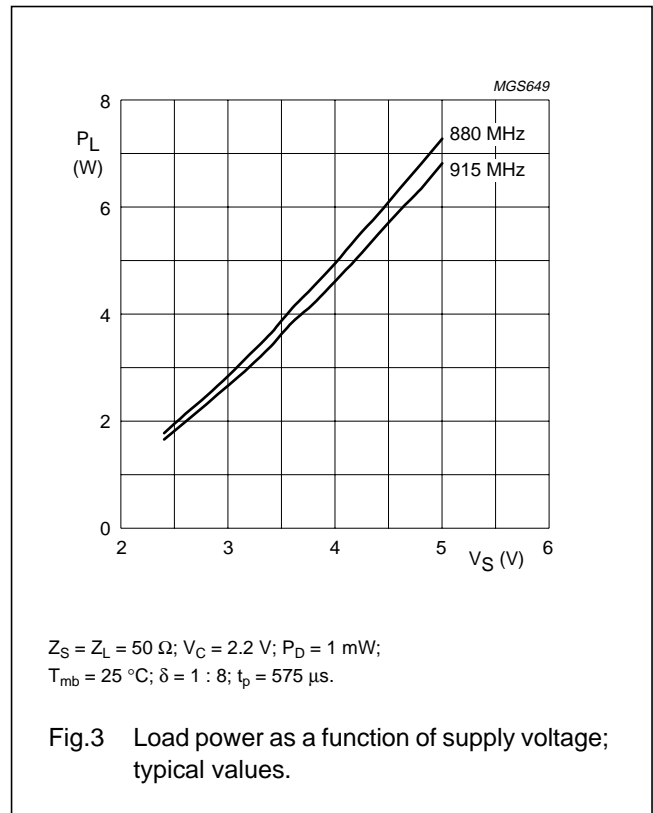
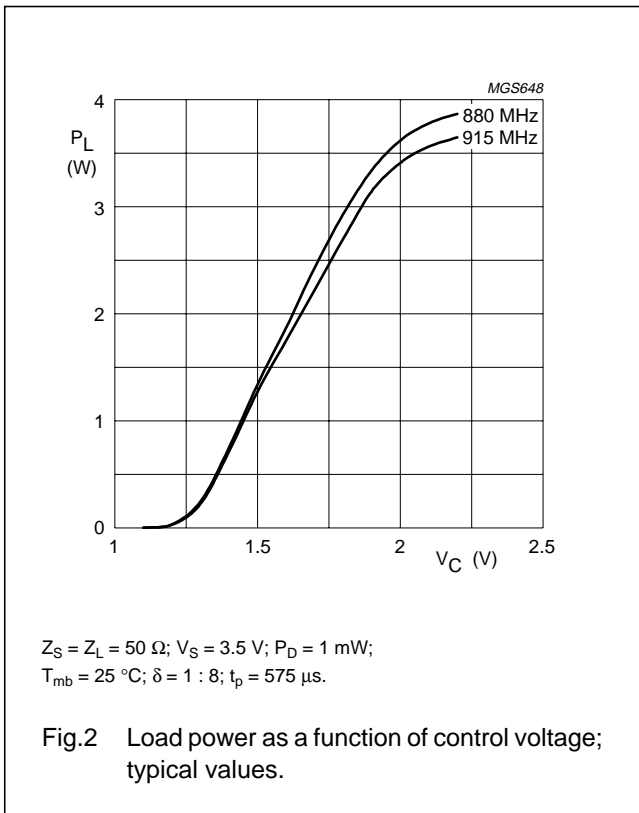
CHARACTERISTICS

$Z_S = Z_L = 50 \Omega$; $P_D = 0$ dBm; $V_S = 3.5$ V; $V_C \leq 2.2$ V; $f = 880$ to 915 MHz; $T_{mb} = 25$ °C; $\delta = 1 : 8$; $t_p = 575$ μ s; unless otherwise specified.

SYMBOL	PARAMETER	CONDITIONS	MIN.	TYP.	MAX.	UNIT
I_Q	leakage current	$V_C = 0.2$ V; $P_D = 0$ mW	–	–	10	μ A
		$V_S = 7$ V; $V_C = 0$; $P_D = 0$ mW	–	6	20	mA
I_{CM}	peak control current	$P_L = 35.2$ dBm	–	–	3	mA
P_L	load power	$V_C = 2.2$ V	35.2	35.5	–	dBm
		$V_S = 3$ V; $V_C = 2.2$ V; $T_{mb} = -20$ to $+85$ °C	33.6	–	–	dBm
G_p	power gain	$P_L = 35.2$ dBm	–	35.2	–	dB
η	efficiency	$P_L = 34$ dBm	35	42	–	%
H_2	second harmonic	$P_L = 35.2$ dBm	–	–50	–38	dBc
H_3	third harmonic	$P_L = 35.2$ dBm	–	–53	–40	dBc
$VSWR_{in}$	input VSWR	$P_L = 5$ to 35 dBm	–	–	3 : 1	
	stability	$V_S = 3$ to 5 V; $P_D = -3$ to $+3$ dBm; $V_C = 0$ to 2.2 V; $P_L \leq 35.2$ dBm; VSWR $\leq 6 : 1$ through all phases	–	–	–60	dBc
	isolation	$V_C = 0.5$ V; $P_D = 3$ dBm	–	–43	–37	dBm
	control bandwidth		1.5	–	–	MHz
	control slope	$P_L = -5$ to $+5$ dBm	–	240	–	dB/V
P_n	noise power	$P_L = 5$ to 35.2 dBm; bandwidth = 100 kHz; 20 MHz above transmitter band	–	–76	–75	dBm
	AM/AM conversion	$P_D = 3\%$ AM; $f = 100$ kHz; $P_L = 5$ to 35.2 dBm	–	12	14	%
	AM/PM conversion	$P_D = -0.5$ to $+0.5$ dBm; $P_L = 5$ to 35.2 dBm	–	–	2	deg
	T_X/R_X conversion	$P_L = 35.2$ dBm; $f = 915$ MHz; $P_L (925 \text{ MHz})/P_D (905 \text{ MHz})$	–	25	30	dB
t_r	carrier rise time	$P_L = 6$ to 34 dBm; time to settle within -0.5 dB of final P_L	–	1.5	2	μ s
t_f	carrier fall time	$P_L = 6$ to 34 dBm; time to settle within -0.5 dB of final P_L	–	1.5	2	μ s
	ruggedness	$V_S = 5$ V; $P_L = 34.8$ dBm; VSWR $\leq 12 : 1$ through all phases	no degradation			
		$V_S = 4.5$ V; $V_C = 2.3$ V; VSWR $\leq 5 : 1$ through all phases	no degradation			

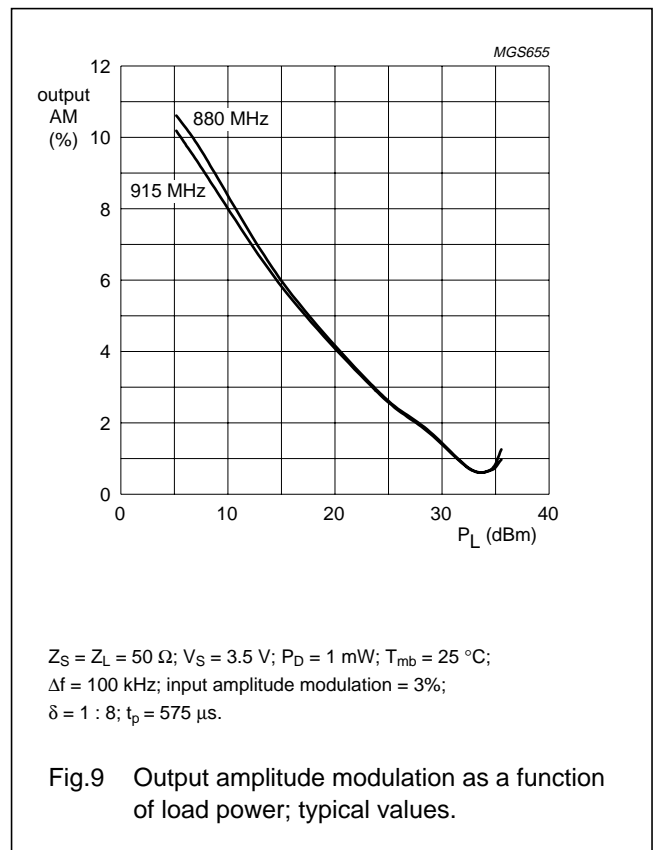
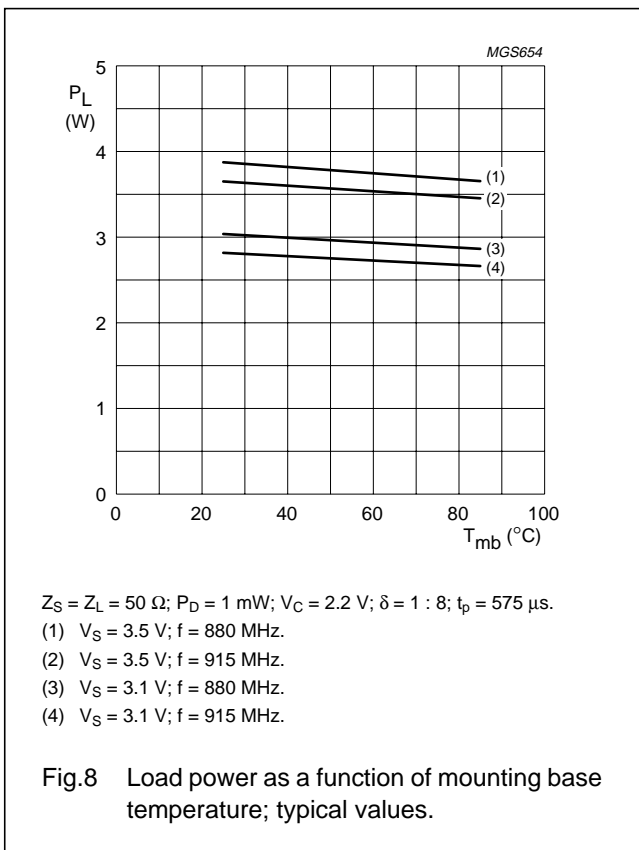
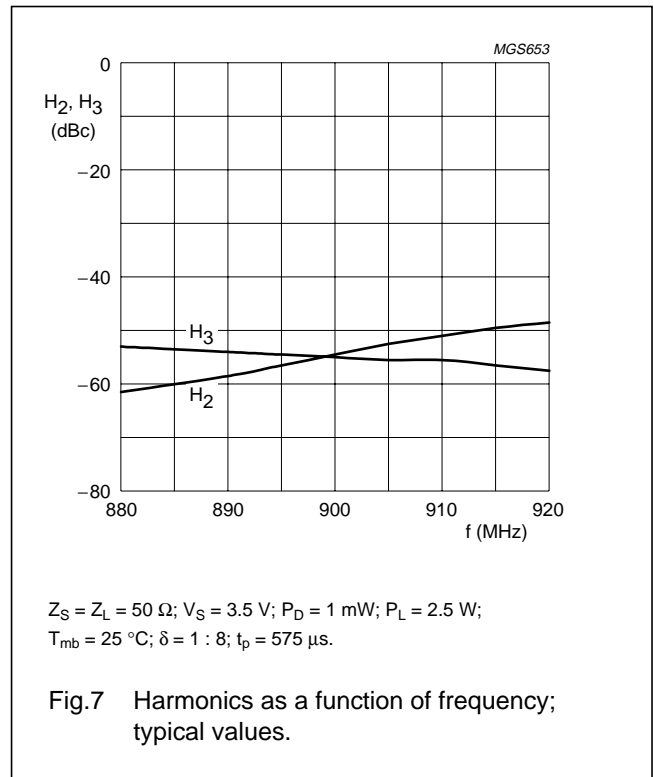
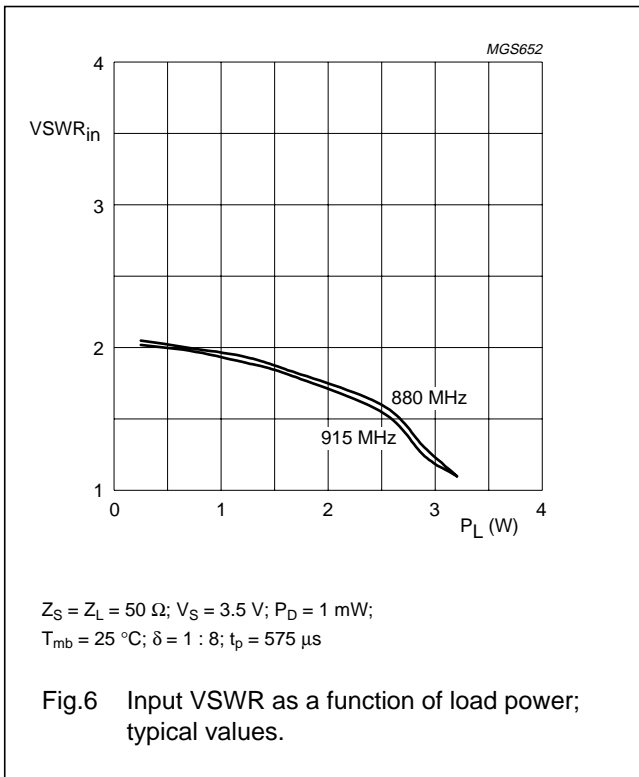
UHF amplifier module

BGY241



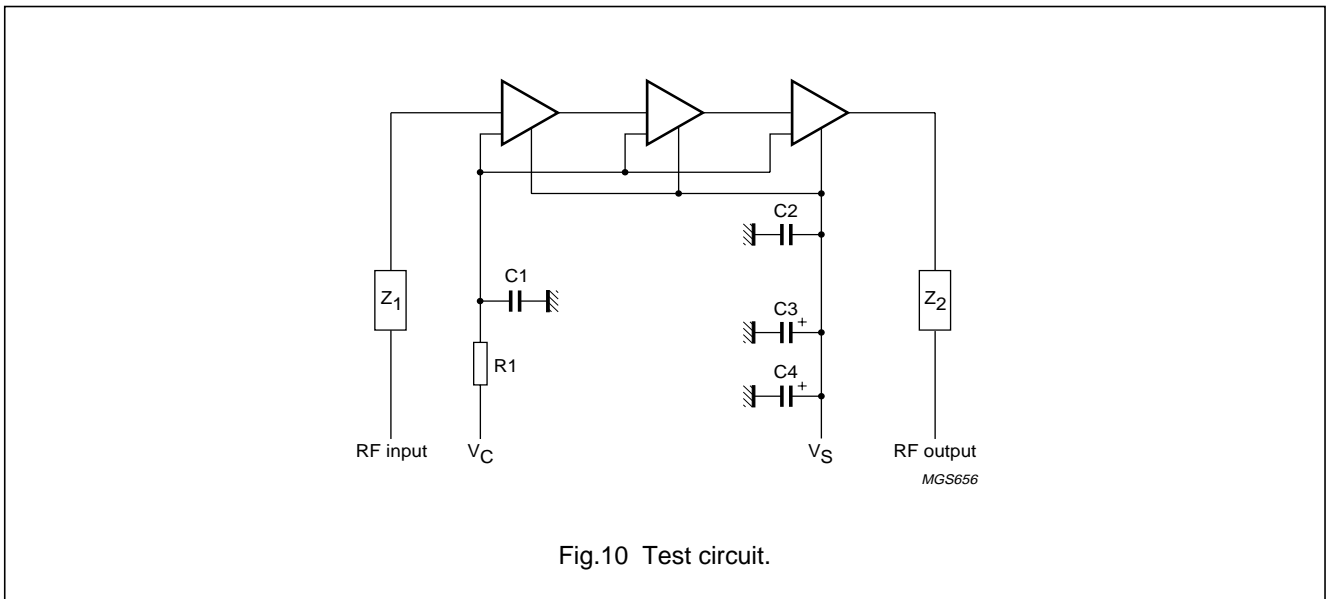
UHF amplifier module

BGY241



UHF amplifier module

BGY241



List of components (see Fig.10)

COMPONENT	DESCRIPTION	VALUE	DIMENSIONS	CATALOGUE NO.
C1,C2	multilayer ceramic chip capacitor	680 pF		2222 851 11681
C3	tantalum capacitor	2.2 μ F; 35 V		–
C4	electrolytic capacitor	47 μ F; 40 V		2222 030 37479
Z1,Z2	stripline; note 1	50 Ω	width 2.33 mm	–
R1	metal film resistor	100 Ω ; 0.6 W		2322 156 11001

Note

- The striplines are on a double copper-clad printed-circuit board with PTFE fibreglass dielectric ($\epsilon_r = 2.2$); thickness $\frac{1}{32}$ inch.

UHF amplifier module

BGY241

SOLDERING

The indicated temperatures are those at the solder interfaces.

Advised solder types are types with a liquidus less than or equal to 210 °C.

Solder dots or solder prints must be large enough to wet the contact areas.

Soldering can be carried out using a conveyor oven, a hot air oven, an infrared oven or a combination of these ovens. A double reflow process is permitted.

Hand soldering is not recommended because the soldering iron tip can exceed the maximum permitted temperature of 250 °C and damage the module. In case hand soldering is needed, recommendations can be found in RNR-45-98-A-0485.

The maximum allowed temperature is 250 °C for a maximum of 5 seconds.

The maximum ramp-up is 10 °C per second.

The maximum cool-down is 5 °C per second.

Cleaning

The following fluids may be used for cleaning:

- Alcohol
- Bio-Act (Terpene Hydrocarbon)
- Acetone.

Ultrasonic cleaning should not be used since this can cause serious damage to the product.

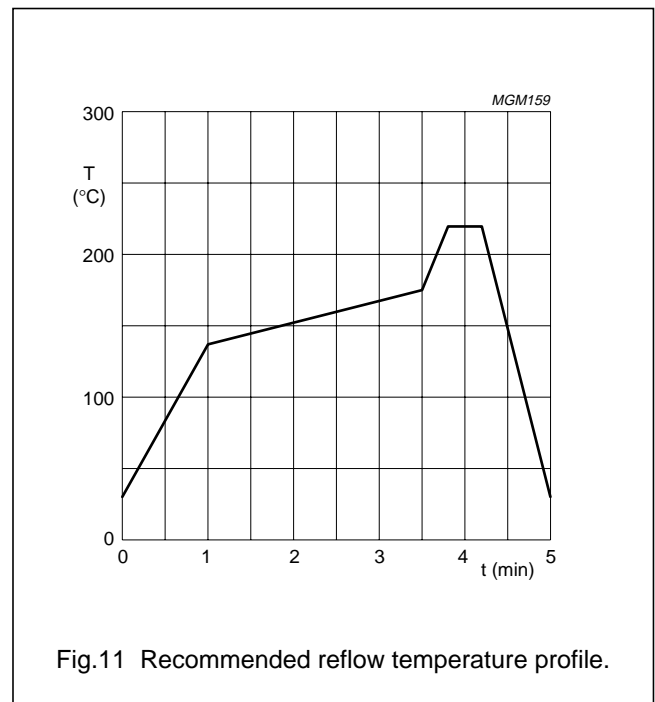


Fig.11 Recommended reflow temperature profile.

UHF amplifier module

BGY241

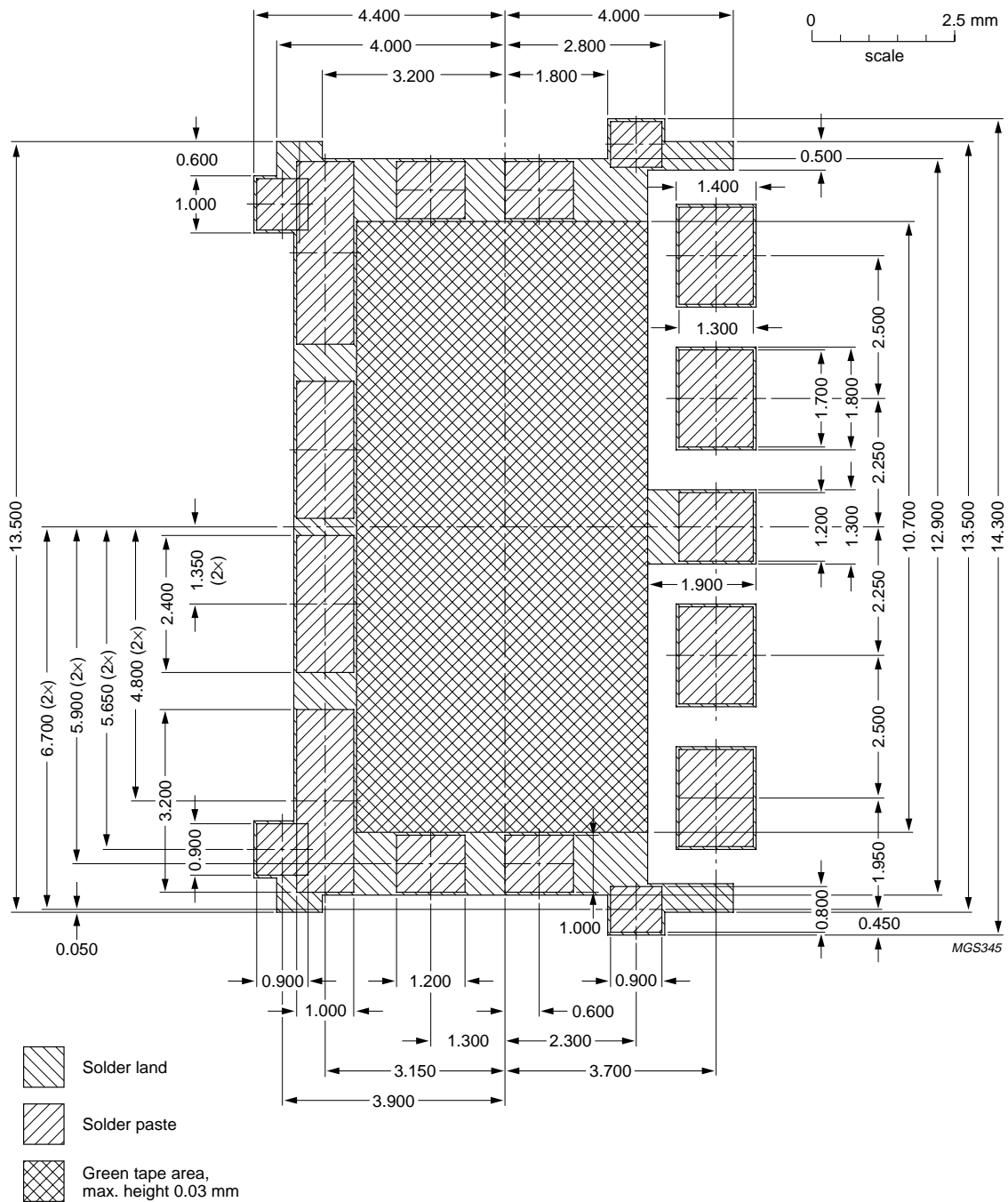


Fig.12 Footprint SOT482C.

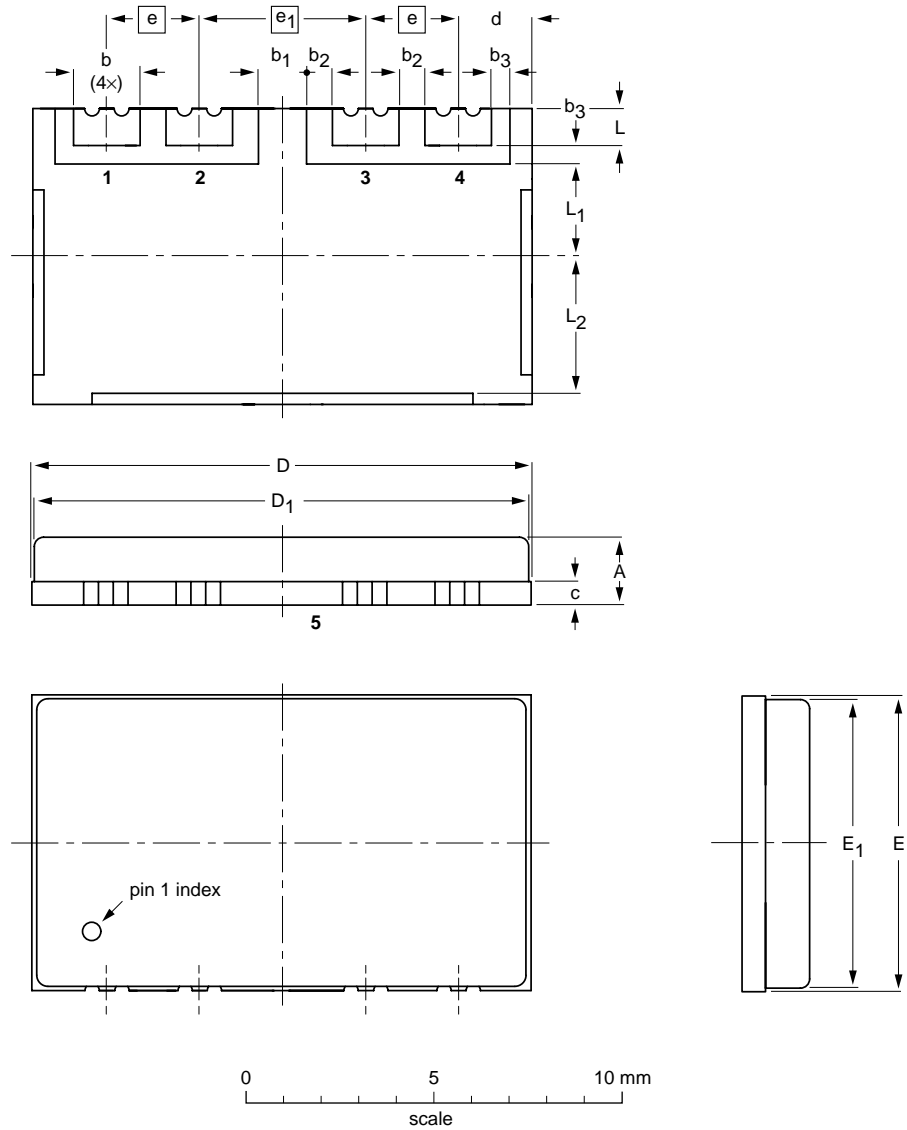
UHF amplifier module

BGY241

PACKAGE OUTLINE

Leadless surface mounted package; plastic cap; 4 terminations

SOT482C



DIMENSIONS (mm are the original dimensions)

UNIT	A	b	b ₁	b ₂	b ₃	c	D	D ₁	d	E	E ₁	e	e ₁	L	L ₁	L ₂
mm	1.90 1.59	1.9 1.7	1.4 1.2	0.8 0.6	0.6 0.4	0.70 0.57	13.7 13.3	13.35 13.05	2.0	8.2 7.8	7.85 7.55	2.6 2.4	4.6 4.4	1.15 0.85	2.65 2.35	3.85 3.55

OUTLINE VERSION	REFERENCES				EUROPEAN PROJECTION	ISSUE DATE
	IEC	JEDEC	EIAJ			
SOT482C						-99-05-18- 99-08-16

UHF amplifier module

BGY241

DEFINITIONS

Data Sheet Status	
Objective specification	This data sheet contains target or goal specifications for product development.
Preliminary specification	This data sheet contains preliminary data; supplementary data may be published later.
Product specification	This data sheet contains final product specifications.
Limiting values	
Limiting values given are in accordance with the Absolute Maximum Rating System (IEC 134). Stress above one or more of the limiting values may cause permanent damage to the device. These are stress ratings only and operation of the device at these or at any other conditions above those given in the Characteristics sections of the specification is not implied. Exposure to limiting values for extended periods may affect device reliability.	
Application information	
Where application information is given, it is advisory and does not form part of the specification.	

LIFE SUPPORT APPLICATIONS

These products are not designed for use in life support appliances, devices, or systems where malfunction of these products can reasonably be expected to result in personal injury. Philips customers using or selling these products for use in such applications do so at their own risk and agree to fully indemnify Philips for any damages resulting from such improper use or sale.

UHF amplifier module

BGY241

NOTES

Philips Semiconductors – a worldwide company

Argentina: see South America

Australia: 3 Figtree Drive, HOMEBUSH, NSW 2140,
Tel. +61 2 9704 8141, Fax. +61 2 9704 8139

Austria: Computerstr. 6, A-1101 WIEN, P.O. Box 213,
Tel. +43 1 60 101 1248, Fax. +43 1 60 101 1210

Belarus: Hotel Minsk Business Center, Bld. 3, r. 1211, Volodarski Str. 6,
220050 MINSK, Tel. +375 172 20 0733, Fax. +375 172 20 0773

Belgium: see The Netherlands

Brazil: see South America

Bulgaria: Philips Bulgaria Ltd., Energoproject, 15th floor,
51 James Bourchier Blvd., 1407 SOFIA,
Tel. +359 2 68 9211, Fax. +359 2 68 9102

Canada: PHILIPS SEMICONDUCTORS/COMPONENTS,
Tel. +1 800 234 7381, Fax. +1 800 943 0087

China/Hong Kong: 501 Hong Kong Industrial Technology Centre,
72 Tat Chee Avenue, Kowloon Tong, HONG KONG,
Tel. +852 2319 7888, Fax. +852 2319 7700

Colombia: see South America

Czech Republic: see Austria

Denmark: Sydhavnsgade 23, 1780 COPENHAGEN V,
Tel. +45 33 29 3333, Fax. +45 33 29 3905

Finland: Sinikalliontie 3, FIN-02630 ESPOO,
Tel. +358 9 615 800, Fax. +358 9 6158 0920

France: 51 Rue Carnot, BP317, 92156 SURESNES Cedex,
Tel. +33 1 4099 6161, Fax. +33 1 4099 6427

Germany: Hammerbrookstraße 69, D-20097 HAMBURG,
Tel. +49 40 2353 60, Fax. +49 40 2353 6300

Hungary: see Austria

India: Philips INDIA Ltd, Band Box Building, 2nd floor,
254-D, Dr. Annie Besant Road, Worli, MUMBAI 400 025,
Tel. +91 22 493 8541, Fax. +91 22 493 0966

Indonesia: PT Philips Development Corporation, Semiconductors Division,
Gedung Philips, Jl. Buncit Raya Kav.99-100, JAKARTA 12510,
Tel. +62 21 794 0040 ext. 2501, Fax. +62 21 794 0080

Ireland: Newstead, Clonskeagh, DUBLIN 14,
Tel. +353 1 7640 000, Fax. +353 1 7640 200

Israel: RAPAC Electronics, 7 Kehilat Saloniki St, PO Box 18053,
TEL AVIV 61180, Tel. +972 3 645 0444, Fax. +972 3 649 1007

Italy: PHILIPS SEMICONDUCTORS, Via Casati, 23 - 20052 MONZA (MI),
Tel. +39 039 203 6838, Fax +39 039 203 6800

Japan: Philips Bldg 13-37, Kohnan 2-chome, Minato-ku,
TOKYO 108-8507, Tel. +81 3 3740 5130, Fax. +81 3 3740 5057

Korea: Philips House, 260-199 Itaewon-dong, Yongsan-ku, SEOUL,
Tel. +82 2 709 1412, Fax. +82 2 709 1415

Malaysia: No. 76 Jalan Universiti, 46200 PETALING JAYA, SELANGOR,
Tel. +60 3 750 5214, Fax. +60 3 757 4880

Mexico: 5900 Gateway East, Suite 200, EL PASO, TEXAS 79905,
Tel. +9-5 800 234 7381, Fax +9-5 800 943 0087

Middle East: see Italy

Netherlands: Postbus 90050, 5600 PB EINDHOVEN, Bldg. VB,
Tel. +31 40 27 82785, Fax. +31 40 27 88399

New Zealand: 2 Wagener Place, C.P.O. Box 1041, AUCKLAND,
Tel. +64 9 849 4160, Fax. +64 9 849 7811

Norway: Box 1, Manglerud 0612, OSLO,
Tel. +47 22 74 8000, Fax. +47 22 74 8341

Pakistan: see Singapore

Philippines: Philips Semiconductors Philippines Inc.,
106 Valero St. Salcedo Village, P.O. Box 2108 MCC, MAKATI,
Metro MANILA, Tel. +63 2 816 6380, Fax. +63 2 817 3474

Poland: Al.Jerozolimskie 195 B, 02-222 WARSAW,
Tel. +48 22 5710 000, Fax. +48 22 5710 001

Portugal: see Spain

Romania: see Italy

Russia: Philips Russia, Ul. Usatcheva 35A, 119048 MOSCOW,
Tel. +7 095 755 6918, Fax. +7 095 755 6919

Singapore: Lorong 1, Toa Payoh, SINGAPORE 319762,
Tel. +65 350 2538, Fax. +65 251 6500

Slovakia: see Austria

Slovenia: see Italy

South Africa: S.A. PHILIPS Pty Ltd., 195-215 Main Road Martindale,
2092 JOHANNESBURG, P.O. Box 58088 Newville 2114,
Tel. +27 11 471 5401, Fax. +27 11 471 5398

South America: Al. Vicente Pinzon, 173, 6th floor,
04547-130 SÃO PAULO, SP, Brazil,
Tel. +55 11 821 2333, Fax. +55 11 821 2382

Spain: Balmes 22, 08007 BARCELONA,
Tel. +34 93 301 6312, Fax. +34 93 301 4107

Sweden: Kottbygatan 7, Akalla, S-16485 STOCKHOLM,
Tel. +46 8 5985 2000, Fax. +46 8 5985 2745

Switzerland: Allmendstrasse 140, CH-8027 ZÜRICH,
Tel. +41 1 488 2741 Fax. +41 1 488 3263

Taiwan: Philips Semiconductors, 6F, No. 96, Chien Kuo N. Rd., Sec. 1,
TAIPEI, Taiwan Tel. +886 2 2134 2886, Fax. +886 2 2134 2874

Thailand: PHILIPS ELECTRONICS (THAILAND) Ltd.,
209/2 Sanpavuth-Bangna Road Prakanong, BANGKOK 10260,
Tel. +66 2 745 4090, Fax. +66 2 398 0793

Turkey: Yukari Dudullu, Org. San. Blg., 2.Cad. Nr. 28 81260 Umraniye,
ISTANBUL, Tel. +90 216 522 1500, Fax. +90 216 522 1813

Ukraine: PHILIPS UKRAINE, 4 Patrice Lumumba str., Building B, Floor 7,
252042 KIEV, Tel. +380 44 264 2776, Fax. +380 44 268 0461

United Kingdom: Philips Semiconductors Ltd., 276 Bath Road, Hayes,
MIDDLESEX UB3 5BX, Tel. +44 208 730 5000, Fax. +44 208 754 8421

United States: 811 East Arques Avenue, SUNNYVALE, CA 94088-3409,
Tel. +1 800 234 7381, Fax. +1 800 943 0087

Uruguay: see South America

Vietnam: see Singapore

Yugoslavia: PHILIPS, Trg N. Pasica 5/v, 11000 BEOGRAD,
Tel. +381 11 62 5344, Fax.+381 11 63 5777

For all other countries apply to: Philips Semiconductors,
International Marketing & Sales Communications, Building BE-p, P.O. Box 218,
5600 MD EINDHOVEN, The Netherlands, Fax. +31 40 27 24825

Internet: <http://www.semiconductors.philips.com>

© Philips Electronics N.V. 1999

SCA 68

All rights are reserved. Reproduction in whole or in part is prohibited without the prior written consent of the copyright owner.

The information presented in this document does not form part of any quotation or contract, is believed to be accurate and reliable and may be changed without notice. No liability will be accepted by the publisher for any consequence of its use. Publication thereof does not convey nor imply any license under patent- or other industrial or intellectual property rights.

Printed in The Netherlands

125002/06/pp12

Date of release: 1999 Sep 09

Document order number: 9397 750 06002

Let's make things better.

Philips
Semiconductors



PHILIPS