



DATA SHEET

3.0SMCJ SERIES

SURFACE MOUNT TRANSIENT VOLTAGE SUPPRESSOR

VOLTAGE 5.0 to 220 Volts **PEAK PULSE POWER** 3000 Watts **SMC/DO-214AB** Unit: inch (mm)

FEATURES

- For surface mounted applications in order to optimize board space.
- Low profile package
- Built-in strain relief
- Glass passivated junction
- Low inductance
- High temperature soldering : 260°C /10 seconds at terminals
- Plastic package has Underwriters Laboratory Flammability Classification 94V-O

MECHANICAL DATA

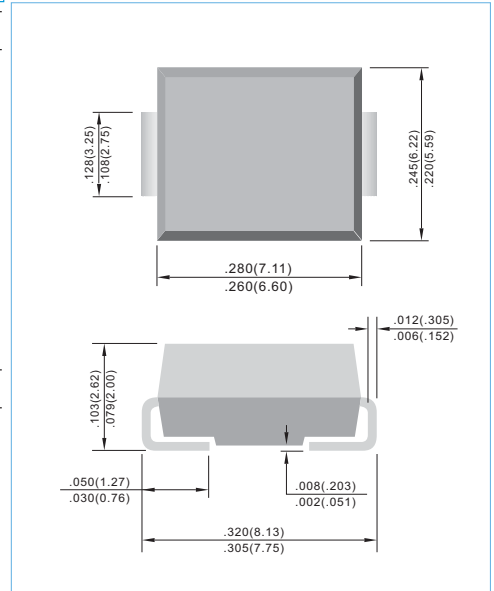
Case: JEDEC DO-214AB, Molded plastic over passivated junction.

Terminals: Solder plated, solderable per MIL-STD-750, Method 2026

Polarity: Color band denotes positive end (cathode)

Standard Packaging: 16mm tape (EIA-481)

Weight: 0.007 ounce, 0.21 gram



DEVICES FOR BIPOLAR APPLICATIONS

For Bidirectional use C or CA Suffix for types 3.0SMCJ5.0 thru types 3.0SMCJ220.
Electrical characteristics apply in both directions.

MAXIMUM RATINGS AND CHARACTERISTICS

Rating at 25°C ambient temperature unless otherwise specified. Resistive or inductive load, 60Hz.
For Capacitive load derate current by 20%.

Rating	Symbol	Value	Units
Peak Pulse Power Dissipation on 10/1000uS waveform (Notes 1,2, Fig.1)	PPPM	3000	Watts
Peak Forward Surge Current 8.3ms single half sine-wave superimposed on rated load (JEDEC Method) (Notes 2,3)	I _{FSM}	200	Amps
Peak Pulse Current on 10/1000s waveform (Note 1) Fig.3	I _{PPM}	see Table 1	Amps
Operating Junction and Storage Temperature Range	T _J , T _{STG}	-55 to +150	°C

NOTES:

1. Non-repetitive current pulse, per Fig. 3 and derated above T_A=25°C per Fig. 2.
2. Mounted on 8.0mm² (.013mm thick) land areas.
3. Measured on 8.3ms, single half sine-wave or equivalent square wave, duty cycle= 4 pulses per minutes maximum.



Part Number	Part Number	V _{RWM}	V _{BR} @ I _T			I _R @ V _{RWM}		V _C @ I _{PP}		Marking Code	
			Min.	Max.	I _T	UNI-	BI-	V	A	UNI-	BI-
			V	V	mA	µA	µA				
3000W Transient Voltage Suppressor											
3.0SMCJ5.0	3.0SMCJ5.0C	5.0	6.40	7.55	10	1000	2000	9.6	312.5	HDD	IDD
3.0SMCJ5.0A	3.0SMCJ5.0CA	5.0	6.40	7.25	10	1000	2000	9.2	326.0	HDE	IDE
3.0SMCJ6.0	3.0SMCJ6.0C	6.0	6.67	8.45	10	1000	2000	11.4	263.2	HDF	IDF
3.0SMCJ6.0A	3.0SMCJ6.0CA	6.0	6.67	7.67	10	1000	2000	10.3	291.3	HDG	IDG
3.0SMCJ6.5	3.0SMCJ6.5C	6.5	7.22	9.14	10	500	1000	12.3	243.9	HDH	IDH
3.0SMCJ6.5A	3.0SMCJ6.5CA	6.5	7.22	8.30	10	500	1000	11.2	267.9	HDK	IDK
3.0SMCJ7.0	3.0SMCJ7.0C	7.0	7.78	9.86	10	200	400	13.3	225.6	HDL	IDL
3.0SMCJ7.0A	3.0SMCJ7.0CA	7.0	7.78	8.95	10	200	400	12.0	250.0	HDM	IDM
3.0SMCJ7.5	3.0SMCJ7.5C	7.5	8.33	10.67	1.0	100	200	14.3	209.8	HDN	IDN
3.0SMCJ7.5A	3.0SMCJ7.5CA	7.5	8.33	9.58	1.0	100	200	12.9	232.6	HDP	IDP
3.0SMCJ8.0	3.0SMCJ8.0C	8.0	8.89	11.30	1.0	50	100	15.0	200.0	HDQ	IDQ
3.0SMCJ8.0A	3.0SMCJ8.0CA	8.0	8.89	10.23	1.0	50	100	13.6	220.6	HDR	IDR
3.0SMCJ8.5	3.0SMCJ8.5C	8.5	9.44	11.92	1.0	25	50	15.9	188.8	HDS	IDS
3.0SMCJ8.5A	3.0SMCJ8.5CA	8.5	9.44	10.82	1.0	25	50	14.4	208.4	HDT	IDT
3.0SMCJ9.0	3.0SMCJ9.0C	9.0	10.0	12.6	1.0	10	20	16.9	177.4	HDU	IDU
3.0SMCJ9.0A	3.0SMCJ9.0CA	9.0	10.0	11.5	1.0	10	20	15.4	194.8	HDV	IDV
3.0SMCJ10	3.0SMCJ10C	10	11.1	14.1	1.0	5	5	18.8	159.6	HDW	IDW
3.0SMCJ10A	3.0SMCJ10CA	10	11.1	12.8	1.0	5	5	17.0	176.4	HDX	IDX
3.0SMCJ11	3.0SMCJ11C	11	12.2	15.4	1.0	5	5	20.1	149.2	HDY	IDY
3.0SMCJ11A	3.0SMCJ11CA	11	12.2	14.0	1.0	5	5	18.2	184.8	HDZ	IDZ
3.0SMCJ12	3.0SMCJ12C	12	13.3	16.9	1.0	5	5	22.0	136.4	HED	IED
3.0SMCJ12A	3.0SMCJ12CA	12	13.3	15.3	1.0	5	5	19.9	150.6	HEE	IEE
3.0SMCJ13	3.0SMCJ13C	13	14.4	18.2	1.0	5	5	23.8	126.0	HEF	IEF
3.0SMCJ13A	3.0SMCJ13CA	13	14.4	16.5	1.0	5	5	21.5	139.4	HEG	IEG
3.0SMCJ14	3.0SMCJ14C	14	15.6	19.8	1.0	5	5	25.8	116.2	HEH	IEH
3.0SMCJ14A	3.0SMCJ14CA	14	15.6	17.9	1.0	5	5	23.2	129.4	HEK	IEK
3.0SMCJ15	3.0SMCJ15C	15	16.7	21.1	1.0	5	5	26.9	111.6	HEL	IEL
3.0SMCJ15A	3.0SMCJ15CA	15	16.7	19.2	1.0	5	5	24.4	123.0	HEM	IEM
3.0SMCJ16	3.0SMCJ16C	16	17.8	22.6	1.0	5	5	28.8	104.2	HEN	IEN
3.0SMCJ16A	3.0SMCJ16CA	16	17.8	20.5	1.0	5	5	26.0	115.4	HEP	IEP
3.0SMCJ17	3.0SMCJ17C	17	18.9	23.9	1.0	5	5	30.5	98.4	HEQ	IEQ
3.0SMCJ17A	3.0SMCJ17CA	17	18.9	21.7	1.0	5	5	27.6	106.6	HER	IER
3.0SMCJ18	3.0SMCJ18C	18	20.0	25.3	1.0	5	5	32.2	93.2	HES	IES
3.0SMCJ18A	3.0SMCJ18CA	18	20.0	23.3	1.0	5	5	29.2	102.8	HET	IET
3.0SMCJ20	3.0SMCJ20C	20	22.2	28.1	1.0	5	5	35.8	83.8	HEU	IEU
3.0SMCJ20A	3.0SMCJ20CA	20	22.2	25.5	1.0	5	5	32.4	92.6	HEV	IEV
3.0SMCJ22	3.0SMCJ22C	22	24.4	30.9	1.0	5	5	39.4	76.2	HEW	IEW
3.0SMCJ22A	3.0SMCJ22CA	22	24.4	28.0	1.0	5	5	35.5	84.4	HEX	IEX
3.0SMCJ24	3.0SMCJ24C	24	26.7	33.8	1.0	5	5	43.0	69.8	HEY	IEY
3.0SMCJ24A	3.0SMCJ24CA	24	26.7	30.7	1.0	5	5	38.9	77.2	HEZ	IEZ
3.0SMCJ26	3.0SMCJ26C	26	28.9	36.6	1.0	5	5	46.6	64.4	HFD	IFD
3.0SMCJ26A	3.0SMCJ26CA	26	28.9	33.2	1.0	5	5	42.1	71.2	HFE	IFE
3.0SMCJ28	3.0SMCJ28C	28	31.1	39.4	1.0	5	5	50.0	60.0	HFF	IFF
3.0SMCJ28A	3.0SMCJ28CA	28	31.1	35.8	1.0	5	5	45.4	66.0	HFG	IFG
3.0SMCJ30	3.0SMCJ30C	30	33.3	42.2	1.0	5	5	53.5	56.0	HFH	IFH
3.0SMCJ30A	3.0SMCJ30CA	30	33.3	38.3	1.0	5	5	48.4	62.0	HFK	IFK
3.0SMCJ33	3.0SMCJ33C	33	36.7	46.5	1.0	5	5	59.0	50.4	HFL	IFL
3.0SMCJ33A	3.0SMCJ33CA	33	36.7	42.2	1.0	5	5	53.3	56.2	HFM	IFM
3.0SMCJ36	3.0SMCJ36C	36	40.0	50.7	1.0	5	5	64.3	46.6	HFN	IFN
3.0SMCJ36A	3.0SMCJ36CA	36	40.0	46.0	1.0	5	5	58.1	51.6	HFP	IFP
3.0SMCJ40	3.0SMCJ40C	40	44.4	56.3	1.0	5	5	71.4	42.0	HFQ	IFQ
3.0SMCJ40A	3.0SMCJ40CA	40	44.4	51.1	1.0	5	5	64.5	46.4	HFR	IFR



Part Number	Part Number	V _{RWM}	V _{BR} @ I _T			I _R @ V _{RWM}		V _C @ I _{PP}		Marking Code	
			Min.	Max.	I _T	UNI-	BI-	V	A	UNI-	BI-
UNI-	BI-	V	V	V	mA	µA	µA	V	A	UNI-	BI-
3000W Transient Voltage Suppressor											
3.0SMCJ43	3.0SMCJ43C	43	47.8	60.5	1.0	5	5	76.7	39.2	HFS	IFS
3.0SMCJ43A	3.0SMCJ43CA	43	47.8	54.9	1.0	5	5	69.4	43.2	HFT	IFT
3.0SMCJ45	3.0SMCJ43C	45	50.0	63.3	1.0	5	5	80.3	37.4	HFU	IFU
3.0SMCJ45A	3.0SMCJ43CA	45	50.0	57.5	1.0	5	5	72.7	41.2	HFV	IFV
3.0SMCJ48	3.0SMCJ48C	48	53.3	67.5	1.0	5	5	85.5	35.0	HFV	IFV
3.0SMCJ48A	3.0SMCJ48CA	48	53.3	61.3	1.0	5	5	77.4	38.8	HFX	IFX
3.0SMCJ51	3.0SMCJ51C	51	56.7	71.8	1.0	5	5	91.1	37.0	HFY	IFY
3.0SMCJ51A	3.0SMCJ51CA	51	56.7	65.2	1.0	5	5	82.4	36.4	HFZ	IFZ
3.0SMCJ54	3.0SMCJ54C	54	60.0	76.0	1.0	5	5	96.3	31.2	HGD	IGD
3.0SMCJ54A	3.0SMCJ54CA	54	60.0	69.0	1.0	5	5	87.1	34.4	HGE	IGE
3.0SMCJ58	3.0SMCJ58C	58	64.4	81.6	1.0	5	5	103	39.2	HGF	IGF
3.0SMCJ58A	3.0SMCJ58CA	58	64.4	74.1	1.0	5	5	93.6	32.0	HGG	IGG
3.0SMCJ60	3.0SMCJ60C	60	66.7	84.5	1.0	5	5	107	28.0	HGH	IGH
3.0SMCJ60A	3.0SMCJ60CA	60	66.7	76.7	1.0	5	5	96.8	31.0	HGK	IGK
3.0SMCJ64	3.0SMCJ64C	64	71.1	90.1	1.0	5	5	114	26.4	HGL	IGL
3.0SMCJ64A	3.0SMCJ64CA	64	71.1	81.8	1.0	5	5	103	29.2	HGM	IGM
3.0SMCJ70	3.0SMCJ70C	70	77.8	98.6	1.0	5	5	125	24.0	HGN	IGN
3.0SMCJ70A	3.0SMCJ70CA	70	77.8	89.5	1.0	5	5	113	26.6	HGP	IGP
3.0SMCJ75	3.0SMCJ75C	75	83.3	105.7	1.0	5	5	134	22.4	HGQ	IGQ
3.0SMCJ75A	3.0SMCJ75CA	75	83.3	95.8	1.0	5	5	121	24.8	HGR	IGR
3.0SMCJ78	3.0SMCJ78C	78	86.7	109.8	1.0	5	5	139	21.6	HGS	IGS
3.0SMCJ78A	3.0SMCJ78CA	78	86.7	99.7	1.0	5	5	126	22.8	HGT	IGT
3.0SMCJ85	3.0SMCJ85C	85	94.4	119.2	1.0	5	5	151	19.8	HGU	IGU
3.0SMCJ85A	3.0SMCJ85CA	85	94.4	108.2	1.0	5	5	137	20.8	HGV	IGV
3.0SMCJ90	3.0SMCJ90C	90	100	126.5	1.0	5	5	160	18.8	HGW	IGW
3.0SMCJ90A	3.0SMCJ90CA	90	100	115.5	1.0	5	5	146	20.6	HGX	IGX
3.0SMCJ100	3.0SMCJ100C	100	111	141.0	1.0	5	5	179	16.6	HGY	IGY
3.0SMCJ100A	3.0SMCJ100CA	100	111	128.0	1.0	5	5	162	18.6	HGZ	IGZ
3.0SMCJ110	3.0SMCJ110C	110	122	154.5	1.0	5	5	196	15.4	HHD	IHD
3.0SMCJ110A	3.0SMCJ110CA	110	122	140.5	1.0	5	5	177	16.8	HHE	IHE
3.0SMCJ120	3.0SMCJ120C	120	133	169.0	1.0	5	5	214	14.0	HHF	IHF
3.0SMCJ120A	3.0SMCJ120CA	120	133	153.0	1.0	5	5	193	15.6	HHG	IHG
3.0SMCJ130	3.0SMCJ130C	130	144	182.5	1.0	5	5	231	13.0	HHH	IHH
3.0SMCJ130A	3.0SMCJ130CA	130	144	165.5	1.0	5	5	209	14.4	HHK	IHK
3.0SMCJ150	3.0SMCJ150C	150	167	211.5	1.0	5	5	268	11.2	HHL	IHL
3.0SMCJ150A	3.0SMCJ150CA	150	167	192.5	1.0	5	5	243	12.4	HHM	IHM
3.0SMCJ160	3.0SMCJ160C	160	178	226.0	1.0	5	5	287	10.4	HHN	IHN
3.0SMCJ160A	3.0SMCJ160CA	160	178	205.0	1.0	5	5	259	11.6	HHP	IHP
3.0SMCJ170	3.0SMCJ170C	170	189	239.5	1.0	5	5	304	9.8	HHQ	IHQ
3.0SMCJ170A	3.0SMCJ170CA	170	189	217.5	1.0	5	5	275	11.0	HHR	IHR
3.0SMCJ180	3.0SMCJ180C	180	198	253.8	1.0	5	5	322	9.3	HHS	IHS
3.0SMCJ180A	3.0SMCJ180CA	180	198	230.4	1.0	5	5	292	10.3	HHT	IHT
3.0SMCJ190	3.0SMCJ190C	190	209	267.9	1.0	5	5	340	8.8	HHU	IHU
3.0SMCJ190A	3.0SMCJ190CA	190	209	243.2	1.0	5	5	308	9.7	HHV	IHV
3.0SMCJ200	3.0SMCJ200C	200	220	282.0	1.0	5	5	358	8.4	HHW	IHW
3.0SMCJ200A	3.0SMCJ200CA	200	220	256.0	1.0	5	5	324	9.3	HHX	IHX
3.0SMCJ210	3.0SMCJ210C	210	231	296.1	1.0	5	5	376	7.8	HHY	IHY
3.0SMCJ210A	3.0SMCJ210CA	210	231	268.8	1.0	5	5	340	8.8	HHZ	IHZ
3.0SMCJ220	3.0SMCJ220C	220	242	310.2	1.0	5	5	394	7.6	HID	IID
3.0SMCJ220A	3.0SMCJ220CA	220	242	281.6	1.0	5	5	356	8.4	HIE	IIE

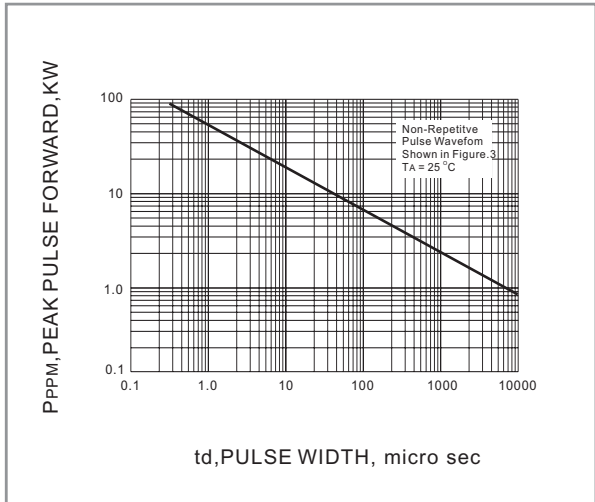


Fig.1 PEAK PULSE POWER RATING CURVE

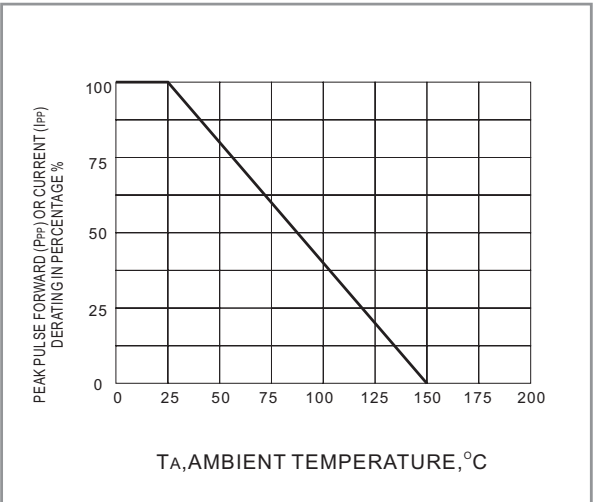


Fig.2 DERATING CURVE

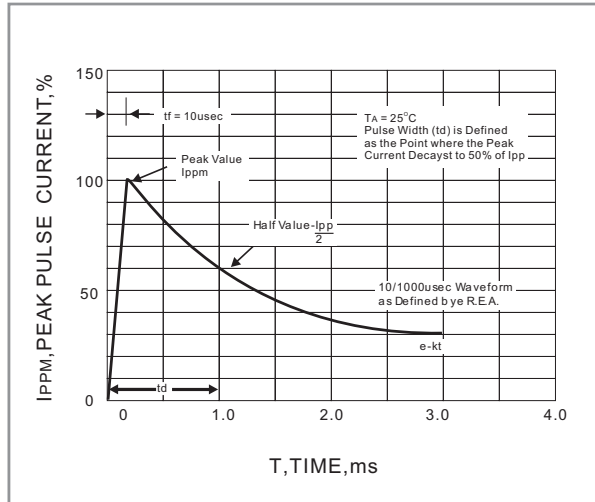


Fig.3 PULSE WAVEFORM

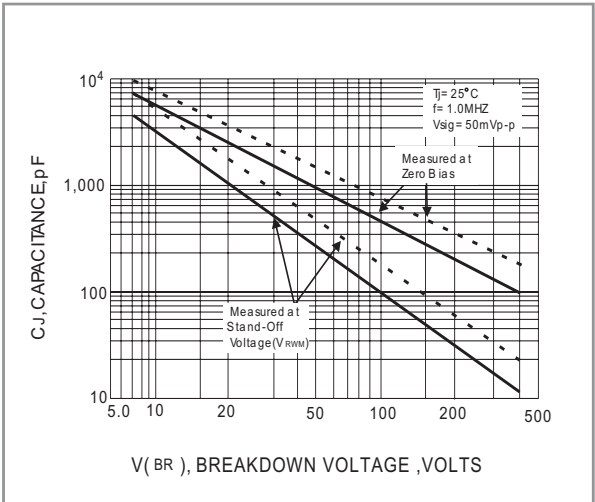


Fig.4 TYPICAL CAPACITANCE

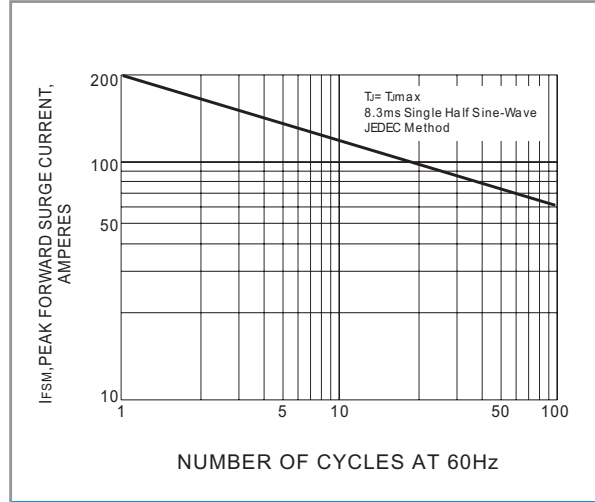


Fig.5 MAXIMUM NON-REPETITIVE PEAK FORWARD SURGE CURRENT