


# Product Brief

## TVText Pro

### SDA 555x

The latest innovation of Infineon Technologies TVText-family, the SDA 555x-series, offers a maximum feature set at a minimum price.



#### Potential Applications

With its integrated 8051-based  $\mu$ C incl. all necessary peripherals, Level 1.5 Teletext decoder and a powerful display generator on board, TVText Pro offers the perfect basis for a wide range of TV-sets:

- Lowend OSD-only or simple Teletext
- Midrange TOP/FLOF-Teletext
- Highend with up to 100 pages of Teletext and EPG

#### Hardware Features

- 8-Bit microcontroller core (8051 compatible) clocked at 33 MHz (min. 360 ns)
- Up to 128 KB internal ROM
- Up to 1 MB external ROM/RAM
- Up to 16 KB internal XRAM
- Single external 6 MHz crystal for all internal clock systems
- Simultaneous reception of TTX, VPS/PDC and WSS (16:9)
- New digital slicer with automatic distortion detection and compensation for high-quality VBI-line acquisition even under bad signal conditions

- 0.25  $\mu$ m CMOS technology for high performance and low power dissipation (2.5/3.3 V)
- various power save modi (down to < 5 mA possible)
- Two 16-Bit timers, one watchdog- and one IR control timer
- PWM unit (two channels 14 Bit, six channels 8 Bit)
- ADC (four channels 8 Bit)
- UART interface

#### Display Features

- Single character set for all west-/east-european and arabic/farsi based languages
- Programmable screen size (25 rows x 33...64 columns)
- Flexible character matrix (12x9...16 pixel)
- CLUT with up to 64 out of 4096 colors
- Up to 256 Dynamically Redefinable Characters (up to 1024 DRCs in enhanced mode)
- Up to 16 colors per character
- Parallel attributes
- Smooth scrolling hardware cursor (pixel by pixel shiftable)

- Support of progressive scan and 100 Hz
- Free programmable pixel clock from 10 up to 32 MHz (independent from CPU clock)

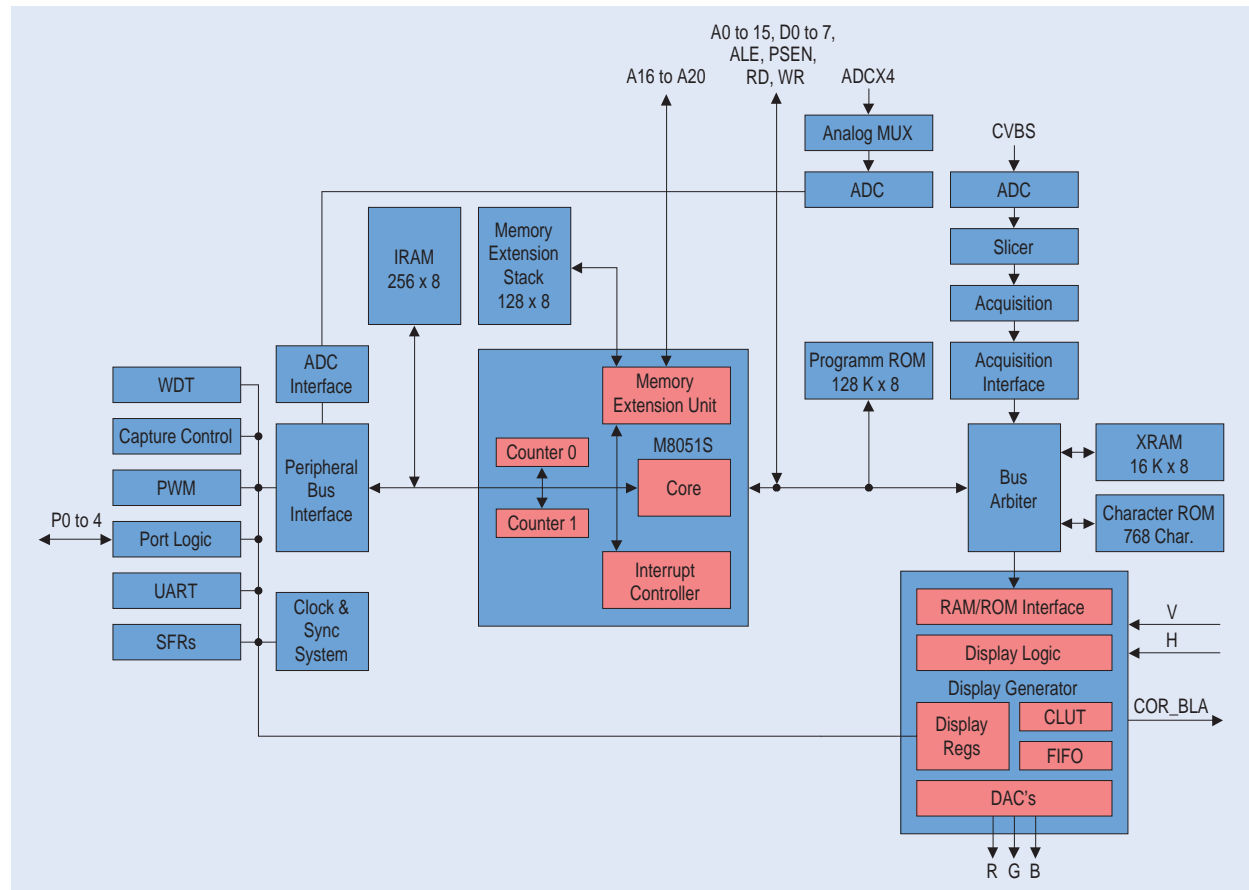
#### Development Support and Tools

- Worldwide tested Firmware-modules for data acquisition and IR-detection
- Improved Display Editor (TEDIPRO) for fast and easy OSD- and font development
- EPG firmware-package available (by TARA Systems)
- Demo Board with Demo-SW
- various emulators supported (Hitex, Kleinhenz)
- Flash version for development, ramp up and small series

#### Packages

- P-SDIP-52, P-MQFP-64 (ROM-versions)
- P-MQFP-100, P-LCC-84 (ROMless versions)

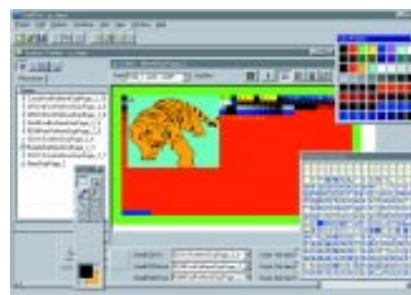
# Block Diagram SDA 555x



Sales Code	Internal ROM	External ROM	Number of TTX-Pages	XRAM
SDA 5550/M	–	< 1 Mb	10	1 Kb
SDA 5521	32 Kb	–	–	–
SDA 5522	64 Kb	–	–	–
SDA 5551	32 Kb	–	1	–
SDA 5552	64 Kb	–	1	–
SDA 5553	64 Kb	–	10	1 Kb
SDA 5554	96 Kb	–	10	1 Kb
SDA 5555	128 Kb	–	10	1 Kb
SDA 555xFL	128 Flash	–	10	1 Kb

## Availability

The SDA 555x is available in samples now and will be ready for mass production from beginning of year 2000 onwards. Please contact your local Infineon Office for further details.



TEDIPRO for Fast & Easy OSD-Development

How to reach us:

<http://www.infineon.com>

Published by Infineon Technologies AG, Bereich Kommunikation, St.-Martin-Strasse 53, D-81541 München © Infineon Technologies AG 1999 All Rights Reserved.

### Attention please!

The information herein is given to describe certain components and shall not be considered as warranted characteristics.

Terms of delivery and rights to technical change reserved.

We hereby disclaim any and all warranties, including but not limited to warranties of non-infringement, regarding circuits, descriptions and charts stated herein.

Infineon Technologies is an approved CECC manufacturer.

### Information

For further information on technology, delivery terms and conditions and prices please contact your nearest Infineon Technologies Office in Germany or our Infineon Technologies Representatives worldwide (see address list).

### Warnings

Due to technical requirements components may contain dangerous substances. For information on the types in question please contact your nearest Infineon Technologies Office.

Infineon Technologies Components may only be used in life-support devices or systems with the express written approval of Infineon Technologies, if a failure of such components can reasonably be expected to cause the failure of that life-support device or system, or to affect the safety or effectiveness of that device or system. Life support devices or systems are intended to be implanted in the human body, or to support and/or maintain and sustain and/or protect human life. If they fail, it is reasonable to assume that the health of the user or other persons may be endangered.