

## INTRODUCTION

The KA2271B/BD is a monolithic integrated circuit designed for use in Dolby®B-type noise reduction systems.

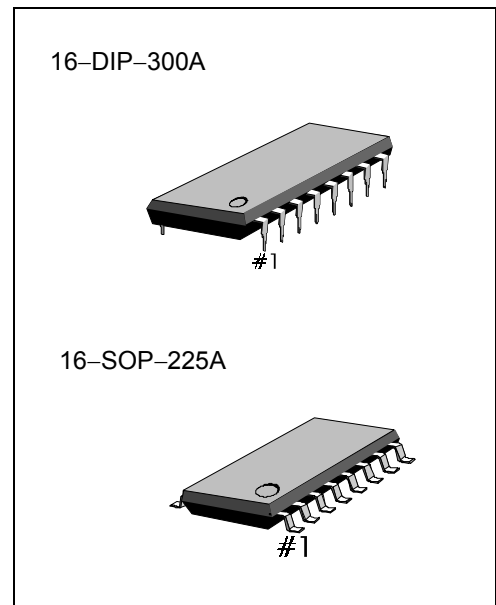
## FEATURES

- Few external components
- Low quiescent circuit current (Typ ICCQ = 5.3mA)
- High crosstalk rejection ratio
- Builtin NR-switch, REC/PB-switch
- Recommended supply voltage:  $V_{CC} = 8V \sim 16V$

## ORDERING INFORMATION

Device	Package	Operating Temperature
KA2271B	16-DIP-300A	- 30°C ~ + 85°C
KA2271BD	16-SOP-225A	

\* “Dolby” and the double-D symbol are trademarks of Dolby Laboratories Licensing Corporation.  
This IC is available only to licensees of Dolby Laboratories Licensing Corporation, San Francisco, from whom licensing and application information must be obtained.



BLOCK DIAGRAM

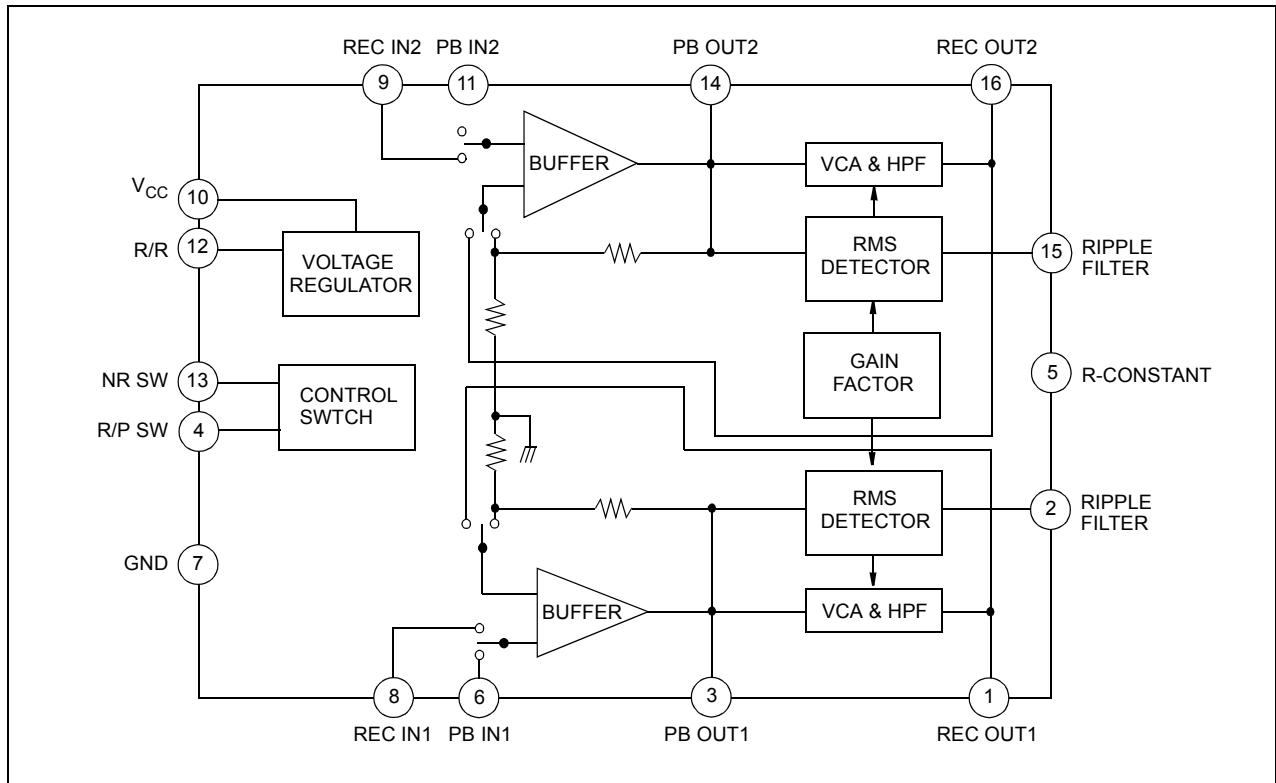


Figure 1.

PIN CONFIGURATION

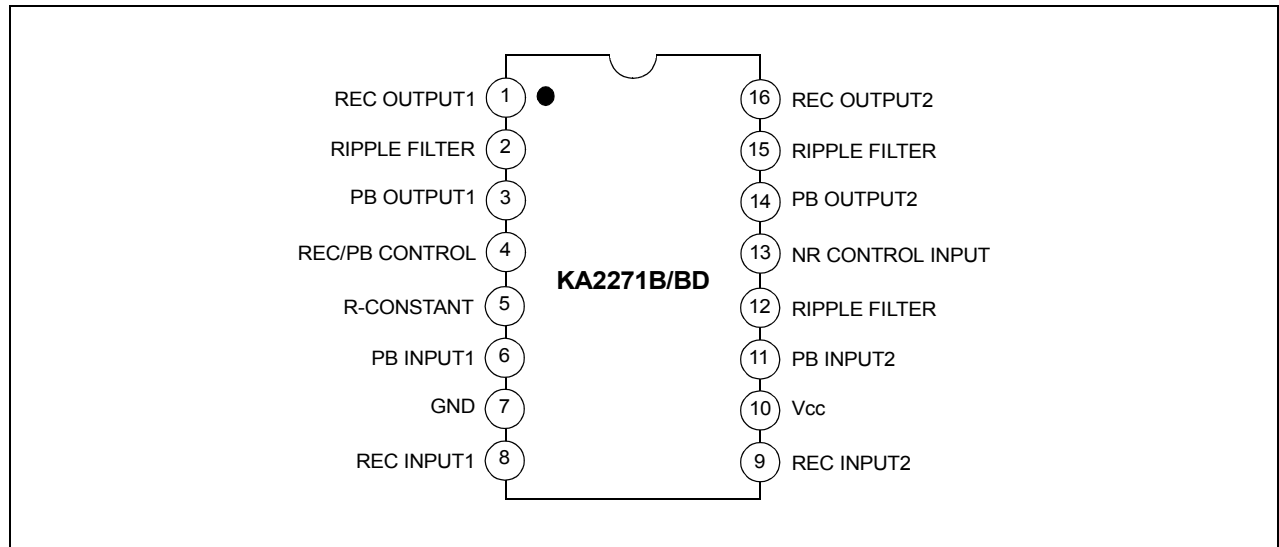


Figure 2.

ABSOLUTE MAXIMUM RATINGS (Ta = 25°C)

Characteristic	Symbol	Value	Unit
Supply Voltage	V <sub>CC</sub>	16	V
Power Dissipation	P <sub>D</sub>	750	mW
Operating Temperature	T <sub>OPR</sub>	-30 ~ +85	°C
Storage Temperature	T <sub>STG</sub>	-40 ~ +125	°C

NOTE: Derated above Ta = 25°C in the proportion of 10mW/°C

## ELECTRICAL CHARACTERISTICS

(Ta = 25°C, Vcc = 12V, f = 1kHz, 0dB = 245mW (-10dBm) at REC OUT, unless otherwise specified)

Characteristic	Symbol	Test Conditions	Min.	Typ.	Max.	Unit
Quiescent Circuit Current	I <sub>CCQ</sub>	REC mode, NR-off, V <sub>I</sub> = 0	3.5	5.6	7	mA
Buffer Voltage Gain	G <sub>V</sub>	REC mode, PB out = 0dB	25	27	29	dB
NR-REC Boost	G <sub>V(BST)</sub>	RECout = -25dB, f = 500Hz	1.4	2.9	4.4	dB
		RECout = -25dB, f = 2kHz	5.5	7.0	8.5	dB
		RECout = -25dB, f = 5kHz	3.9	5.4	6.9	dB
		RECout = -40dB, f = 10kHz	9.0	10.4	11.9	dB
		RECout = 0dB, f = 10kHz	-1.1	0.4	1.9	dB
NR-Boost Balance	CB	NR-REC boost CH to ratio	-	0	1	dB
MAX.RECout level	V <sub>O (MAX)</sub>	REC mode, NR-off THD = 1%	14	15.9	-	dB
REC Output Voltage	THD	REC mode, NR-off RECout = 10dB	-	0.04	0.2	%
		REC mode, NR-on RECout = 10dB	-	0.04	0.3	%
NR-effect S/N	S/N	REC mode, R <sub>G</sub> = 2.2K Filter = CCIR/ARM	65	69	-	dB
Crosstalk	CT	NR-off, OUTPUT = 0dB PB to REC	-	-70	-60	dB
		CH to CH, NR-off OUTPUT = 0 dB	-	-70	-60	dB
Input Impedance	Z <sub>I</sub>	-	30	47	60	KΩ
Switch Control Voltage	V <sub>CTL</sub>	High mode	2.4	-	-	V
		Low mode	0	-	0.4	V
Input Level	REC V <sub>I</sub>	REC mode, NR-off RECout = 0dB	-32	-30	-28	dBm
	PB V <sub>I</sub>	PB mode, NR-off RECout = 0dB	-32	-30	-28	dBm
Output Level	V <sub>O</sub>	REC mode, NR-off RECout = 0dB Testpoint = PB output	489	549	616	m V

TEST CIRCUIT

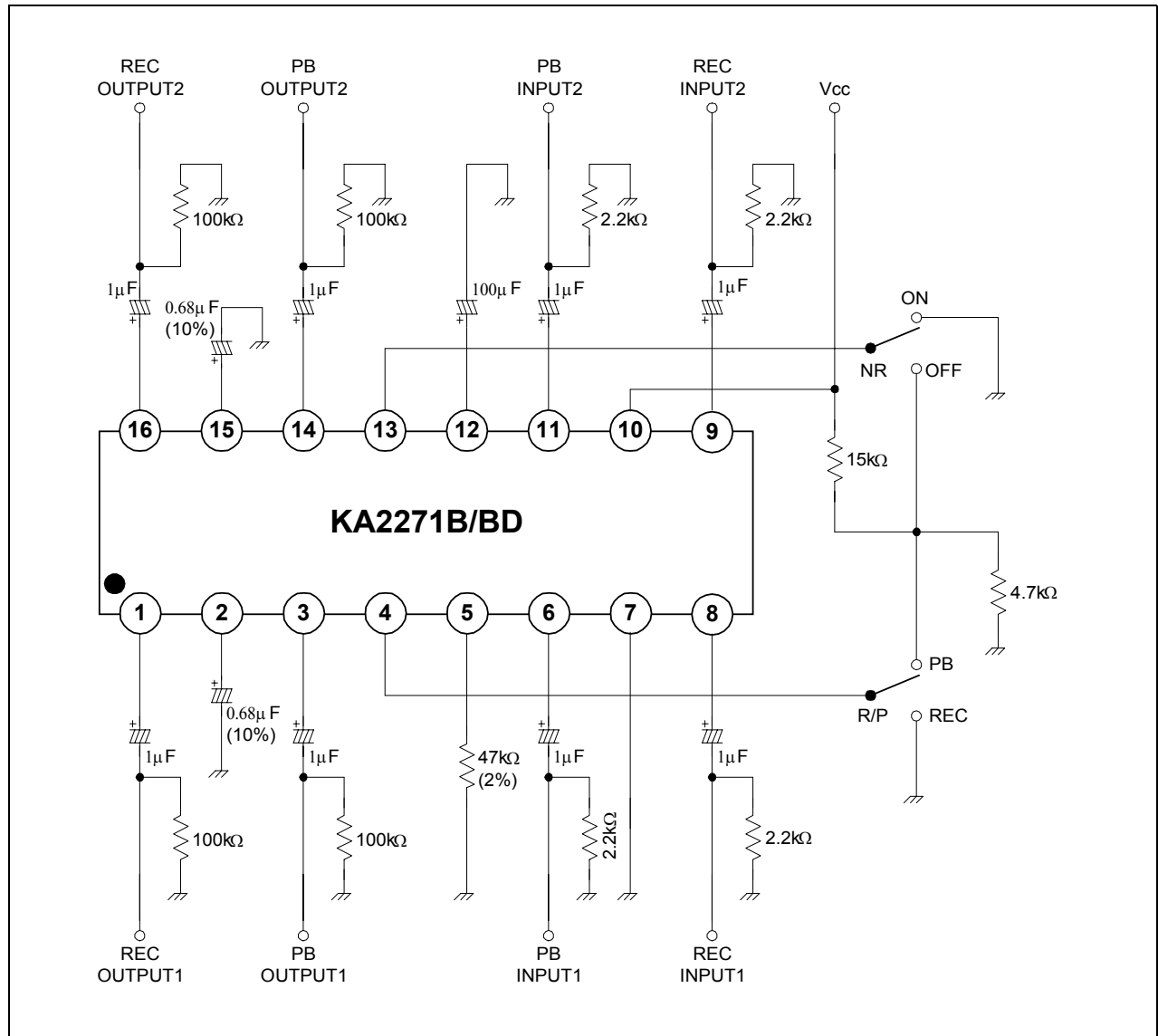
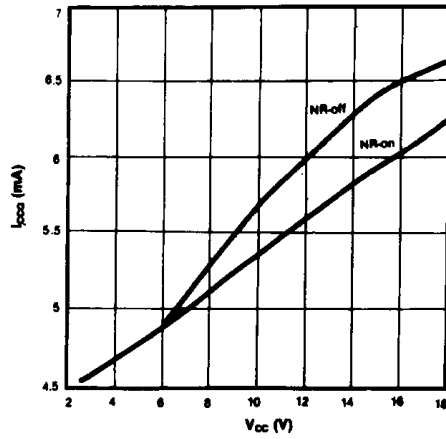
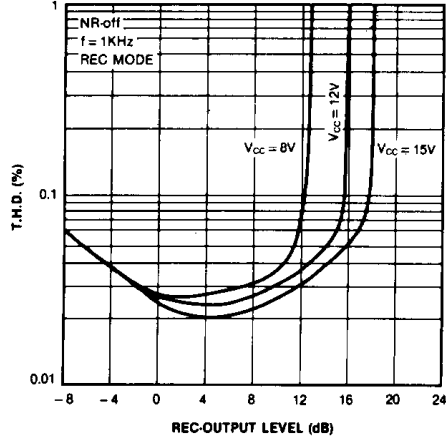


Figure 3.

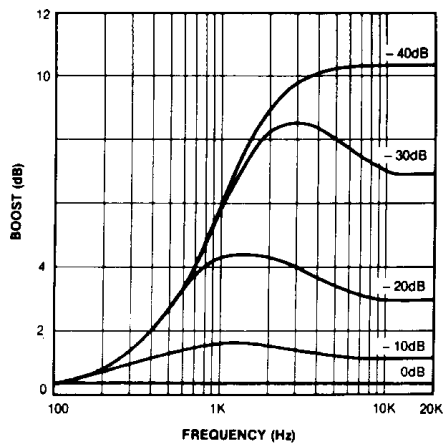
QUIESCENT CIRCUIT CURRENT-SUPPLY VOLTAGE



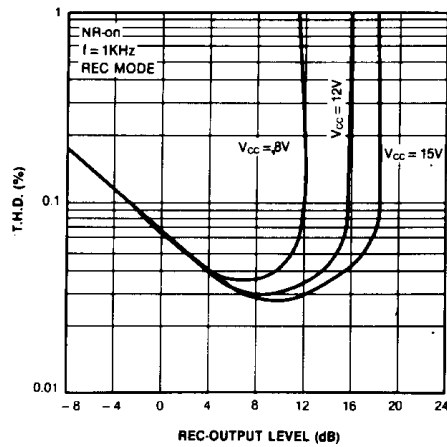
TOTAL HARMONIC DISTORTION (REC)



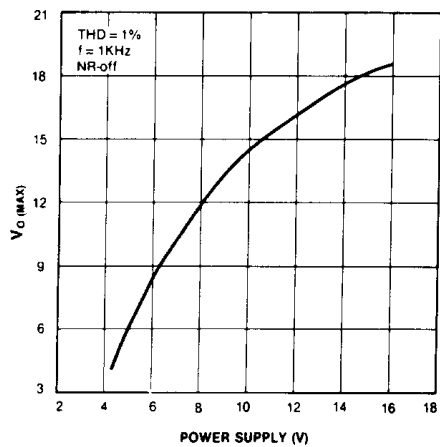
REC (ENCODE) CHARACTERISTIC



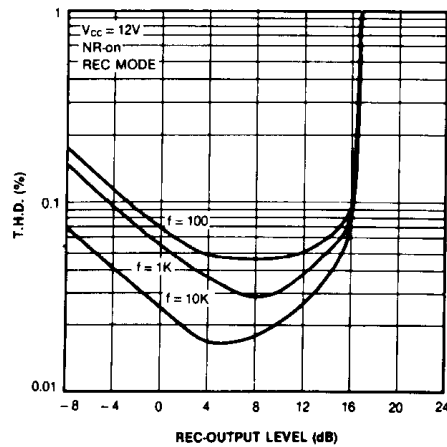
TOTAL HARMONIC DISTORTION (REC)

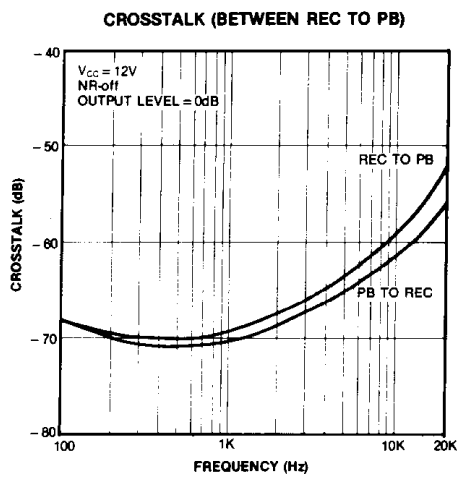
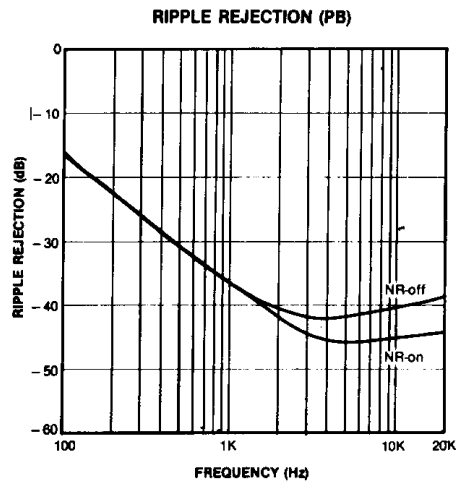
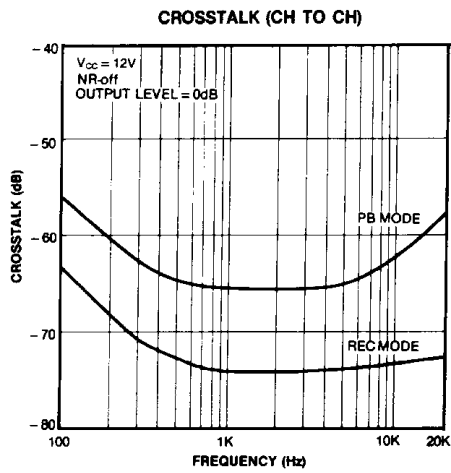
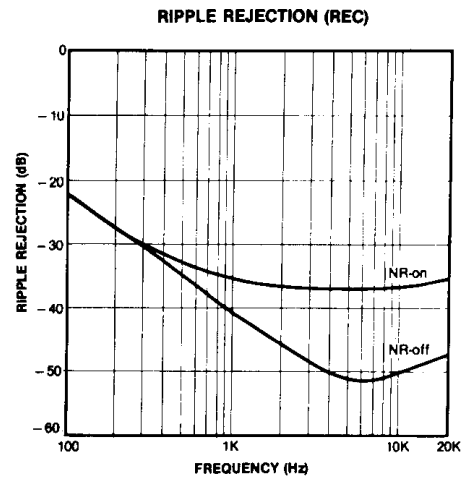
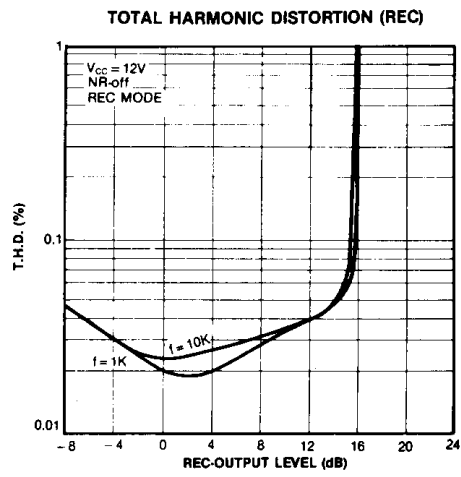


MAX REC-OUTPUT LEVEL



TOTAL HARMONIC DISTORTION (REC)





## APPLICATION INFORMATION

### Power Supply

The KA2271B/BN can be operated at 8V ~ 16V with a single power supply, and 4V ~ 8V with a dual power supply.

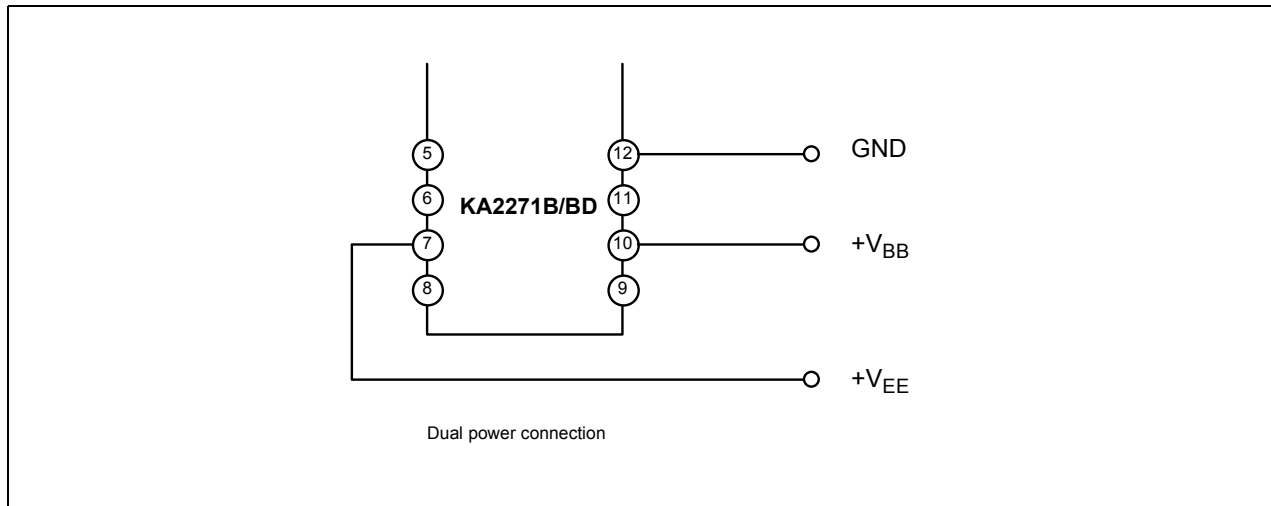


Figure 4.

### Switch Control Voltage

All functions of KA2271B/BN are controlled by internal electronic switches. The function switch is operated by the DC voltage of NR and R/P control pins.

NR, R/P	$V_H$	$V_L$
Condition	PB	REC
	NR-off	NR-on

Single	Dual Power
$V_H \geq 2.4V$	$V_H \geq V_{EE} + 2.4V$
$V_L \leq 0.4V$	$V_L \leq V_{EE} + 0.4V$

### Reference Level

The reference output level of the Dolby noise reduction system is defined as Dolby level. The Dolby level of KA2271B/BD is 245mV (-10dBm) at  $f = 400\text{Hz}$ .