

APPLICATIONS

- ✓ Ethernet - 10/100/1000 Base T
- ✓ Cellular Phones
- ✓ Handheld - Wireless Systems
- ✓ Personal Digital Assistant (PDA)
- ✓ USB Interface

IEC COMPATIBILITY (EN61000-4)

- ✓ 61000-4-2 (ESD): Air - 15kV, Contact - 8kV
- ✓ 61000-4-4 (EFT): 40A - 5/50ns
- ✓ 61000-4-5 (Surge): 24A, 8/20 μ s - Level 2(Line-Gnd) & Level 3(Line-Line)

FEATURES

- ✓ 350 Watts Peak Pulse Power per Line (tp=8/20 μ s)
- ✓ Unidirectional & Bidirectional Configurations
- ✓ Replacement for MLV (0805)
- ✓ Protects One Power or I/O Port
- ✓ ESD Protection > 40 kilovolts
- ✓ Low Clamping Voltage
- ✓ Available in Multiple Voltage Types Ranging From 3V to 24V
- ✓ Ultra Low Capacitance: 0.6pF Typical
- ✓ RoHS Compliant

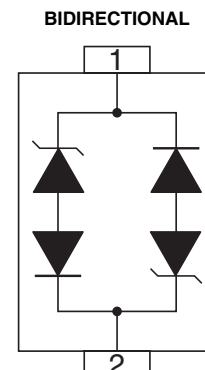
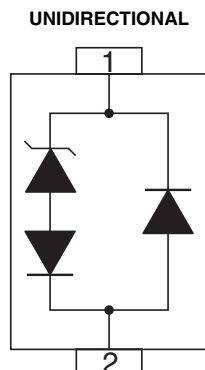
MECHANICAL CHARACTERISTICS

- ✓ Molded JEDEC SOD-323 Package
- ✓ Weight 5 milligrams (Approximate)
- ✓ Available in Lead-Free Pure-Tin Plating(Annealed)
- ✓ Solder Reflow Temperature:
Pure-Tin - Sn, 100: 260-270°C
- ✓ Consult Factory for Leaded Device Availability
- ✓ Flammability Rating UL 94V-0
- ✓ 8mm Tape and Reel Per EIA Standard 481
- ✓ Device Marking: Marking Code & Polarity Band (*Unidirectional Only*)


SOD-323

*PATENT PENDING

PIN CONFIGURATIONS



GBLC03I* thru GBLC24CI*

DEVICE CHARACTERISTICS

MAXIMUM RATINGS @ 25°C Unless Otherwise Specified

PARAMETER	SYMBOL	VALUE	UNITS
Peak Pulse Power ($t_p = 8/20\mu s$) - See Figure 1	P_{PP}	350	Watts
Operating Temperature	T_A	-55°C to 150°C	°C
Storage Temperature	T_{STG}	-55°C to 150°C	°C

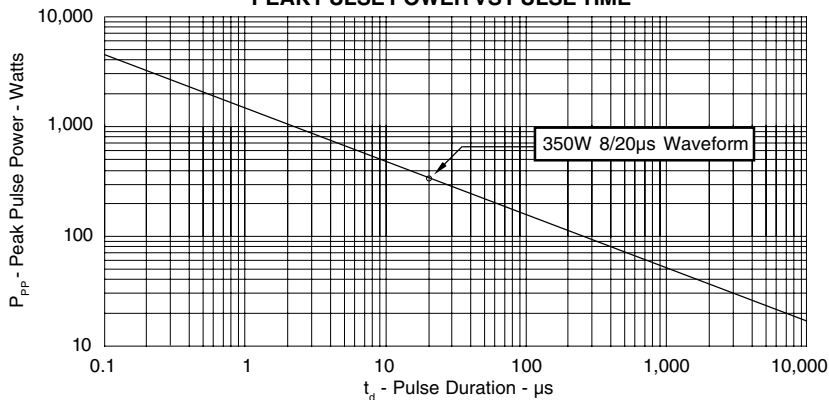
ELECTRICAL CHARACTERISTICS PER LINE @ 25°C Unless Otherwise Specified

PART NUMBER (See Notes 1-2)	DEVICE MARKING	RATED STAND-OFF VOLTAGE V_{WM} VOLTS	MINIMUM BREAKDOWN VOLTAGE @ 1mA $V_{(BR)}$ VOLTS	MAXIMUM CLAMPING VOLTAGE (See Fig. 2) @ $I_p = 1A$ V_C VOLTS	MAXIMUM CLAMPING VOLTAGE (See Fig. 2) @ 8/20 μs $V_C @ I_{pp}$	MAXIMUM LEAKAGE CURRENT @ V_{WM} I_b μA	TYPICAL CAPACITANCE 0V @ 1 MHz C pF
GBLC03I	C	3.0	4.0	5.15	13.9V @ 15.0A	5	0.6
GBLC03CI	CC	3.0	4.0	5.15	13.9V @ 15.0A	5	0.6
GBLC05I	A	5.0	6.0	9.8	18.3V @ 17.0A	5	0.6
GBLC05CI	AC	5.0	6.0	9.8	18.3V @ 17.0A	5	0.6
GBLC08I	B	8.0	8.5	13.4	18.5V @ 17.0A	2	0.6
GBLC08CI	BC	8.0	8.5	13.4	18.5V @ 17.0A	2	0.6
GBLC12I	D	12.0	13.3	19.0	28.6V @ 11.0A	1	0.6
GBLC12CI	DC	12.0	13.3	19.0	28.6V @ 11.0A	1	0.6
GBLC15I	E	15.0	16.7	24.0	31.8V @ 10.0A	1	0.6
GBLC15CI	EC	15.0	16.7	24.0	31.8V @ 10.0A	1	0.6
GBLC18I	F	18.0	20.0	29.0	45.0V @ 8.0A	1	0.6
GBLC18CI	FC	18.0	20.0	29.0	45.0V @ 8.0A	1	0.6
GBLC24I	H	24.0	26.7	43.0	56.0V @ 6.0A	1	0.6
GBLC24CI	HC	24.0	26.7	43.0	56.0V @ 6.0A	1	0.6

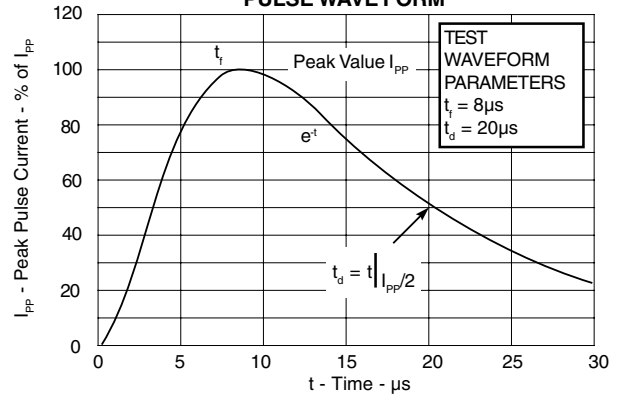
Note 1: Part numbers with an additional "C" suffix are bidirectional devices, i.e., GBLC05CI.

Note 2: *Unidirectional Only:* Positive potential is applied from pin 1 to 2.

**FIGURE 1
PEAK PULSE POWER VS PULSE TIME**



**FIGURE 2
PULSE WAVE FORM**



GBLC031* thru GBLC24CI*

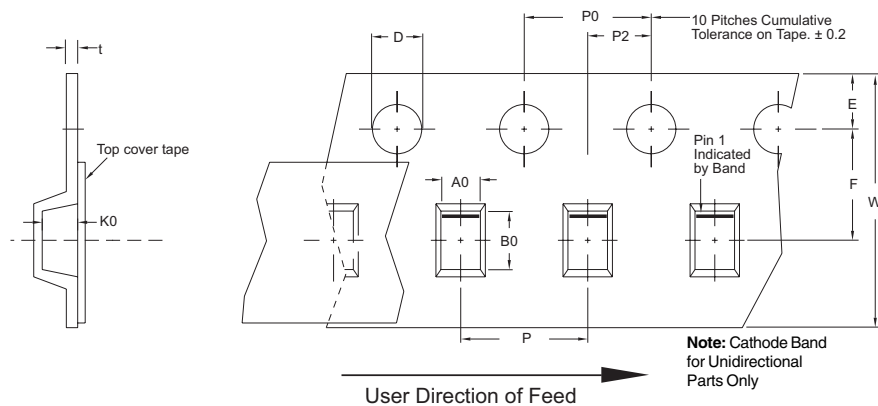
SOD-323 PACKAGE OUTLINE & DIMENSIONS

PACKAGE OUTLINE		SOD-323 PACKAGE			
PACKAGE DIMENSIONS					
DIM	MILLIMETERS		INCHES		
	MIN	MAX	MIN	MAX	
A	1.60	1.90	0.063	0.075	
B	1.15	1.45	0.045	0.057	
C	2.39	2.70	0.094	0.106	
D	0.80	1.10	0.031	0.043	
E	0.25	0.40	0.010	0.016	
F	0.10	0.20	0.004	0.008	
H	-	0.10	-	0.004	
L	0.20	-	0.008	-	

MOUNTING PAD		NOTES	
		<ol style="list-style-type: none"> Controlling Dimensions in Millimeters. Dimensions are exclusive of mold flash and metal burrs. 	
		TAPE & REEL ORDERING NOMENCLATURE <ol style="list-style-type: none"> Surface mount product is taped and reeled in accordance with EIA-481. Suffix -T7 = 7 Inch Reel - 3,000 pieces per 8mm tape, i.e., <i>GBLC05CI-T7</i>. Suffix -LF = Lead-Free, Pure-Tin Plating, i.e., <i>GBLC05CI-LF-T7</i>. 	
Outline & Dimensions: Rev 3 - 4/07, 06010			

Tape & Reel Specifications (Dimensions in millimeters)

Reel Dia.	Tape Width	A0	B0	K0	D	E	F	W	P0	P2	P	tmax
178mm (7")	8mm	1.55 ± 0.10	2.90 ± 0.10	1.35 ± 0.10	1.50 ± 0.10	1.75 ± 0.10	3.50 ± 0.05	8.00 ± 0.30	4.00 ± 0.10	2.00 ± 0.05	4.00 ± 0.10	0.25



COPYRIGHT © ProTek Devices 2007

SPECIFICATIONS: ProTek reserves the right to change the electrical and or mechanical characteristics described herein without notice (except JEDEC).

DESIGN CHANGES: ProTek reserves the right to discontinue product lines without notice, and that the final judgement concerning selection and specifications is the buyer's and that in furnishing engineering and technical assistance, ProTek assumes no responsibility with respect to the selection or specifications of such products.

ProTek Devices
 2929 South Fair Lane, Tempe, AZ 85282
 Tel: 602-431-8101 Fax: 602-431-2288
 E-Mail: sales@protekdevices.com
 Web Site: www.protekdevices.com