


SMD Schottky Barrier Rectifier

COMCHIP
SMD DIODE SPECIALIST



CDBB220L-G THRU CDBB2100L-G

Reverse Voltage: 20 ~ 100 Volts

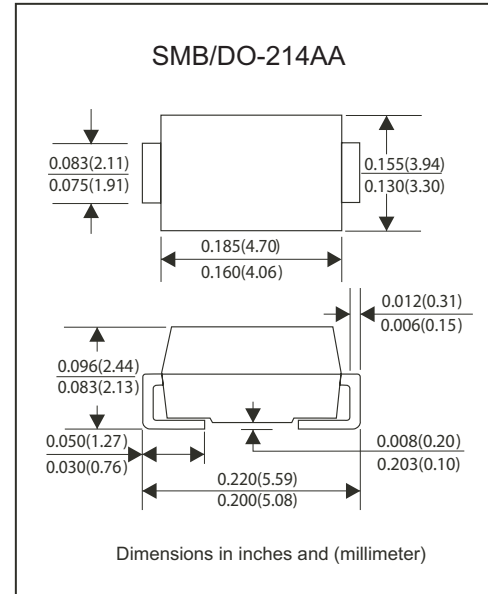
Forward Current: 2.0 Amp

Features

- Low forward voltage drop
- High current capability
- High reliability
- High surge current capability

Mechanical Data

- Case: Molded plastic SMB/DO-214AA
- Epoxy: UL 94V-0 rate flame retardant
- Terminals: Solderable per MIL-STD-750 method 2026
- Mounting position: Any
- Weight: 0.093 gram



Maximum Rating and Electrical Characteristics

Rating at 25°C ambient temperature unless specified.

Single phase, half wave, 60Hz, resistive or inductive load.

For capacitive load, derate current by 20%

CHARACTERISTIC	SYMBOL	CDBB 220L-G	CDBB 240L-G	CDBB 260L-G	CDBB 280L-G	CDBB 2100L-G	UNIT
Maximum Recurrent Peak Reverse Voltage	V_{RRM}	20	40	60	80	100	V
Maximum RMS Voltage	V_{RMS}	14	28	42	56	70	V
Maximum DC Blocking Voltage	V_{DC}	20	40	60	80	100	V
Maximum Average Forward Rectified Current $T_L=100^\circ\text{C}$	$I_{(AV)}$	2.0					A
Peak Forward Surge Current, 8.3ms single Half sine-wave superimposed on rated load (JEDEC Method)	I_{FSM}	50					A
Maximum Instantaneous Forward Voltage @ 2.0 A	V_F	0.5		0.7		0.85	V
Maximum DC Reverse Current @ $T_J=25^\circ\text{C}$ At Rated DC Blocking Voltage @ $T_J=125^\circ\text{C}$	I_R			0.5		1.0	mA
Typical junction Capacitance (Note 1)	C_J	200					pF
Operating Junction and Storage Temperature Range	T_J, T_{STG}	-55 to +175					$^\circ\text{C}$

NOTES : (1) Measured at 1.0 MHz and applied reverse voltage of 4.0 Volts DC.

-G suffix designates RoHS compliant Version



Rating and Characteristic Curves (CDBB220L-G Thru CDBB2100L-G)

FIG.1 - FORWARD CURRENT DERATING CURVE

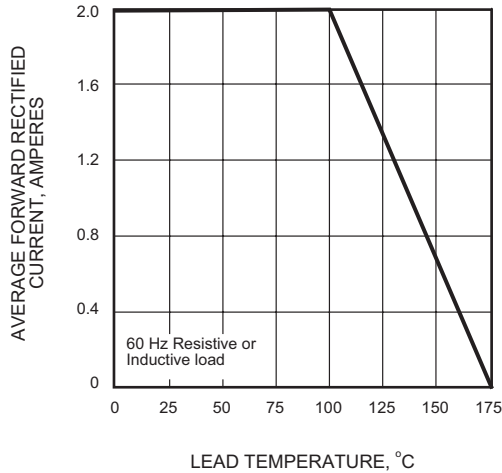


FIG.2 - MAXIMUM NON-REPETITIVE PEAK FORWARD SURGE CURRENT

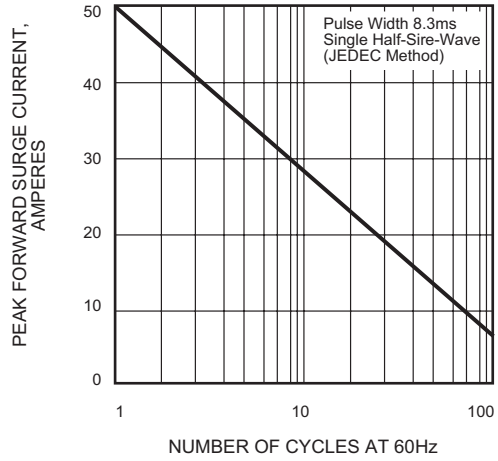


FIG.3 - TYPICAL INSTANTANEOUS FORWARD CHARACTERISTICS

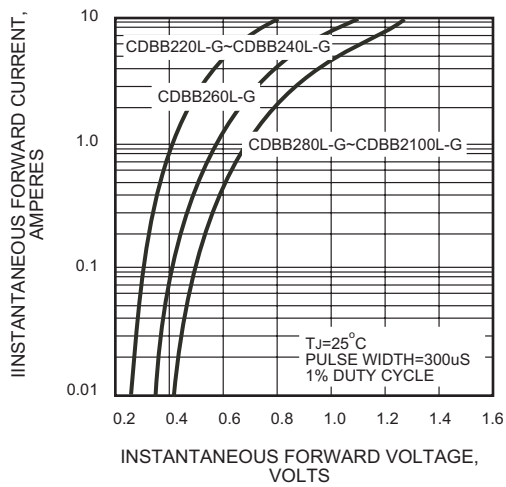


FIG.4 - TYPICAL REVERSE CHARACTERISTICS

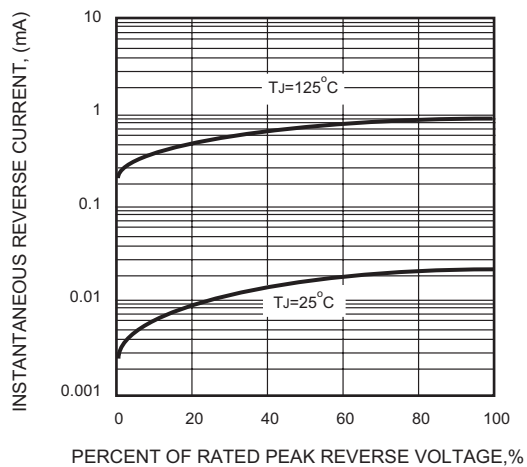


FIG.5 - TYPICAL JUNCTION CAPACITANCE

