

SMD Ultra Fast Recovery Rectifiers



CURC301-G Thru. CURC307-G

Reverse Voltage: 50 to 1000 Volts

Forward Current: 3.0 Amp

RoHS Device

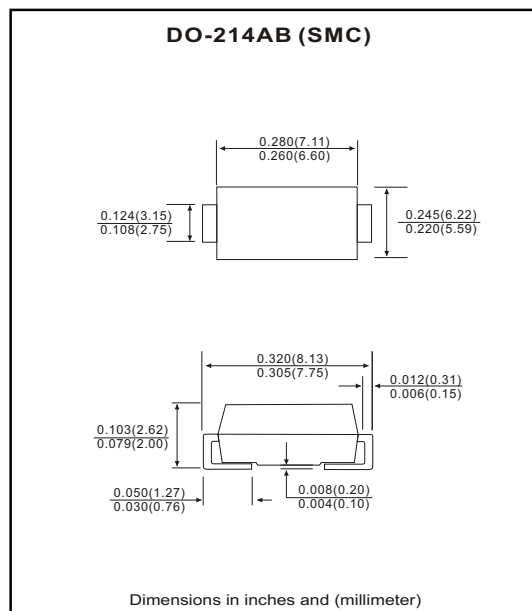


Features

- Ideal for surface mount applications.
- Easy pick and place.
- Plastic package has Underwriters Lab. flammability classification 94V-0.
- Fast recovery time: 50~75nS.
- Low leakage current.

Mechanical data

- Case: JEDEC DO-214AB, molded plastic.
- Terminals: solderable per MIL-STD-750, method 2026.
- Polarity: Color band denotes cathode end.
- Approx. weight: 0.21 grams



Maximum Ratings and Electrical Characteristics

Parameter	Symbol	CURC 301-G	CURC 302-G	CURC 303-G	CURC 304-G	CURC 305-G	CURC 306-G	CURC 307-G	Units
Max. repetitive peak reverse voltage	V_{RRM}	50	100	200	400	600	800	1000	V
Max. DC blocking voltage	V_{DC}	50	100	200	400	600	800	1000	V
Max. RMS voltage	V_{RMS}	35	70	140	280	420	560	700	V
Peak surge forward current, 8.3ms single half sine-wave superimposed on rate load (JEDEC method)	I_{FSM}	100							A
Max. average forward current	I_o	3.0							A
Max. instantaneous forward voltage at 3.0A	V_F	1.0		1.3		1.7		V	
Reverse recovery time	T_{rr}	50				75			nS
Max. DC reverse current at $T_A=25^{\circ}C$ rated DC blocking voltage $T_A=125^{\circ}C$	I_R	5.0				150			μA
Max. thermal resistance (Note 1)	$R_{\theta JL}$	20				$^{\circ}C/W$			
Max. operating junction temperature	T_J	150				$^{\circ}C$			
Storage temperature	T_{STG}	-55 to +150							$^{\circ}C$

Notes: 1. Thermal resistance from junction to lead mounted on P.C.B. with 8.0x8.0 mm² square land area.

RATING AND CHARACTERISTIC CURVES (CURC301-G thru CURC307-G)

Fig.1 Reverse Characteristics

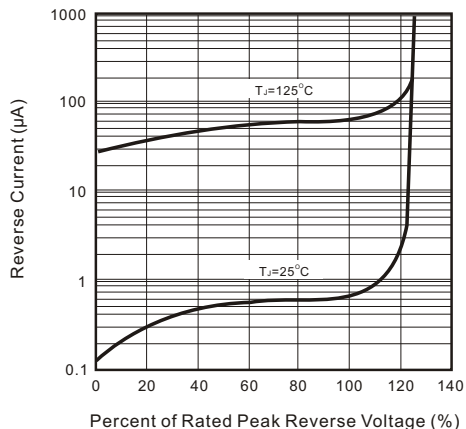


Fig.2 Forward Characteristics

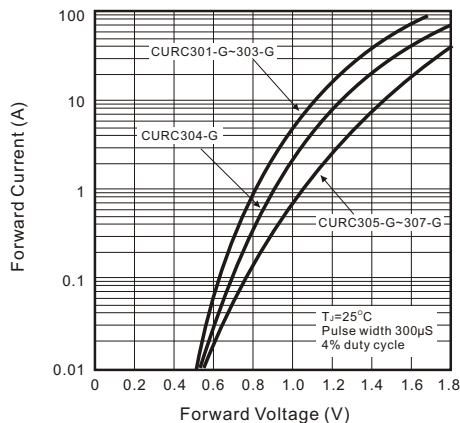


Fig.3 Junction Capacitance

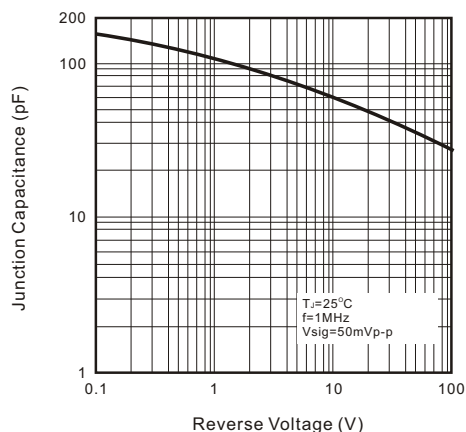


Fig.4 Non-repetitive Forward Surge Current

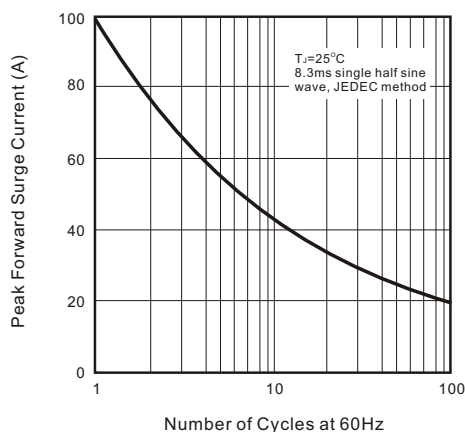


Fig.5 Test Circuit Diagram and Reverse Recovery Time Characteristics

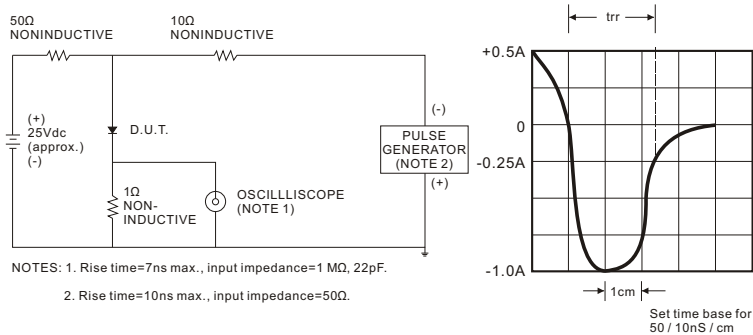


Fig.6 Current Derating Curve

