



Micro Commercial Components

Micro Commercial Components
 20736 Marilla Street Chatsworth
 CA 91311
 Phone: (818) 701-4933
 Fax: (818) 701-4939

SMAJP4KE6.8(C)A THRU SMAJP4KE550(C)A

Features

- For surface mount applications in order to optimize board space
- Low profile package
- Fast response time: typical less than 1.0ps from 0 volts to V_{BR} minimum
- Low inductance
- UL Recognized File # E331408

Mechanical Data

- CASE: JEDEC DO-214AC
- Terminals: solderable per MIL-STD-750, Method 2026
- Polarity: Color band denotes positive end (cathode) except Bidirectional
- Maximum soldering temperature: 250°C for 10 seconds

Maximum Ratings @ 25°C Unless Otherwise Specified

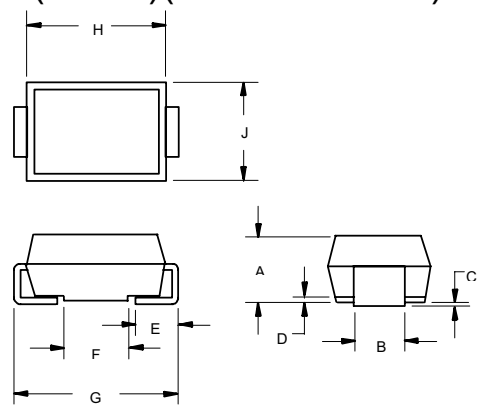
| | | | |
|--|----------------|-----------------|----------|
| Peak Pulse Current on 10/1000us waveform | I_{PP} | See Table 1 | Note: 1 |
| Peak Pulse Power Dissipation | P_{PP} | 400W | Note: 1, |
| Peak Forward Surge Current | I_{FSM} | 40A | Note: 3 |
| Operation And Storage Temperature Range | T_J, T_{STG} | -55°C to +150°C | |

NOTES:

1. Non-repetitive current pulse, per Fig.3 and derated above $T_A=25^\circ\text{C}$ per Fig.2.
2. Mounted on 5.0mm² copper pads to each terminal.
3. 8.3ms, single half sine wave duty cycle=4 pulses per. Minute maximum.

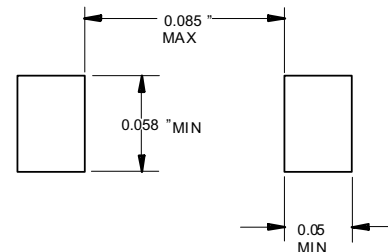
Transient Voltage Suppressor 6.8 to 550 Volts 400 Watt

DO-214AC (SMAJ)(LEAD FRAME)



| DIM | INCHES | | MM | | NOTE |
|-----|--------|------|------|------|------|
| | MIN | MAX | MIN | MAX | |
| A | .079 | .096 | 2.00 | 2.44 | |
| B | .050 | .064 | 1.27 | 1.63 | |
| C | .002 | .008 | .05 | .20 | |
| D | --- | .02 | --- | .51 | |
| E | .030 | .060 | .76 | 1.52 | |
| F | .065 | .091 | 1.65 | 2.32 | |
| G | .189 | .220 | 4.80 | 5.59 | |
| H | .157 | .181 | 4.00 | 4.60 | |
| J | .090 | .115 | 2.25 | 2.92 | |

SUGGESTED SOLDER PAD LAYOUT



SMAJP4KE6.8(C)A THRU SMAJP4KE550(C)A

ELECTRICAL CHARACTERISTICS @25°C

| MCC PART NUMBER | REVERSE STAND-OFF VOLTAGE V_{WM} (VOLTS) | BREAKDOWN VOLTAGE V_{BR} @ I_T (VOLTS) | | | MAXIMUM CLAMPING VOLTAGE @ I_{PP} (VOLTS) | PEAK PULSE CURRENT I_{PP} (AMPS) | MAXIMUM REVERSE LEAKAGE @ V_{WM} I_D (μ A) | MARKING CODE |
|-----------------|--|--|--------|------------|---|------------------------------------|---|--------------|
| | | MIN | MAX | I_T (mA) | | | | |
| SMAJP4KE6.8A | 5.80 | 6.45 | 7.14 | 10 | 10.5 | 39.0 | 1000 | 6V8A |
| SMAJP4KE7.5A | 6.40 | 7.13 | 7.88 | 10 | 11.3 | 36.3 | 500 | 7V5A |
| SMAJP4KE8.2A | 7.02 | 7.79 | 8.61 | 10 | 12.1 | 33.9 | 200 | 8V2A |
| SMAJP4KE9.1A | 7.78 | 8.65 | 9.55 | 1 | 13.4 | 30.6 | 50 | 9V1A |
| SMAJP4KE10A | 8.55 | 9.50 | 10.50 | 1 | 14.5 | 28.3 | 10 | 10A |
| SMAJP4KE11A | 9.40 | 10.50 | 11.60 | 1 | 15.6 | 26.3 | 5 | 11A |
| SMAJP4KE12A | 10.20 | 11.40 | 12.60 | 1 | 16.7 | 24.6 | 5 | 12A |
| SMAJP4KE13A | 11.10 | 12.40 | 13.70 | 1 | 18.2 | 22.5 | 5 | 13A |
| SMAJP4KE15A | 12.80 | 14.30 | 15.80 | 1 | 21.2 | 19.3 | 5 | 15A |
| SMAJP4KE16A | 13.60 | 15.20 | 16.80 | 1 | 22.5 | 18.2 | 5 | 16A |
| SMAJP4KE18A | 15.30 | 17.10 | 18.90 | 1 | 25.5 | 16.1 | 5 | 18A |
| SMAJP4KE20A | 17.10 | 19.00 | 21.00 | 1 | 27.7 | 14.8 | 5 | 20A |
| SMAJP4KE22A | 18.80 | 20.90 | 23.10 | 1 | 30.6 | 13.4 | 5 | 22A |
| SMAJP4KE24A | 20.50 | 22.80 | 25.20 | 1 | 33.2 | 12.3 | 5 | 24A |
| SMAJP4KE27A | 23.10 | 25.70 | 28.40 | 1 | 37.5 | 10.9 | 5 | 27A |
| SMAJP4KE30A | 25.60 | 28.50 | 31.50 | 1 | 41.4 | 9.9 | 5 | 30A |
| SMAJP4KE33A | 28.20 | 31.40 | 34.70 | 1 | 45.7 | 9.0 | 5 | 33A |
| SMAJP4KE36A | 30.80 | 34.20 | 37.80 | 1 | 49.9 | 8.2 | 5 | 36A |
| SMAJP4KE39A | 33.30 | 37.10 | 41.00 | 1 | 53.9 | 7.6 | 5 | 39A |
| SMAJP4KE43A | 36.80 | 40.90 | 45.20 | 1 | 59.3 | 6.9 | 5 | 43A |
| SMAJP4KE47A | 40.20 | 44.70 | 49.40 | 1 | 64.8 | 6.3 | 5 | 47A |
| SMAJP4KE51A | 43.60 | 48.50 | 53.60 | 1 | 70.1 | 5.8 | 5 | 51A |
| SMAJP4KE56A | 47.80 | 53.20 | 58.80 | 1 | 77.0 | 5.3 | 5 | 56A |
| SMAJP4KE62A | 53.00 | 58.90 | 65.10 | 1 | 85.0 | 4.8 | 5 | 62A |
| SMAJP4KE68A | 58.10 | 64.60 | 71.40 | 1 | 92.0 | 4.5 | 5 | 68A |
| SMAJP4KE75A | 64.10 | 71.30 | 78.80 | 1 | 103.0 | 4.0 | 5 | 75A |
| SMAJP4KE82A | 70.10 | 77.90 | 86.10 | 1 | 113.0 | 3.6 | 5 | 82A |
| SMAJP4KE91A | 77.80 | 86.50 | 95.50 | 1 | 125.0 | 3.3 | 5 | 91A |
| SMAJP4KE100A | 85.50 | 95.00 | 105.00 | 1 | 137.0 | 3.0 | 5 | 100A |
| SMAJP4KE110A | 94.00 | 105.00 | 116.00 | 1 | 152.0 | 2.7 | 5 | 110A |
| SMAJP4KE120A | 102.00 | 114.00 | 126.00 | 1 | 165.0 | 2.5 | 5 | 120A |
| SMAJP4KE130A | 111.00 | 124.00 | 137.00 | 1 | 179.0 | 2.3 | 5 | 130A |
| SMAJP4KE150A | 128.00 | 143.00 | 158.00 | 1 | 207.0 | 2.0 | 5 | 150A |
| SMAJP4KE160A | 136.00 | 152.00 | 168.00 | 1 | 219.0 | 1.9 | 5 | 160A |
| SMAJP4KE170A | 145.00 | 162.00 | 179.00 | 1 | 234.0 | 1.8 | 5 | 170A |
| SMAJP4KE180A | 154.00 | 171.00 | 189.00 | 1 | 246.0 | 1.7 | 5 | 180A |
| SMAJP4KE200A | 171.00 | 190.00 | 210.00 | 1 | 274.0 | 1.5 | 5 | 200A |
| SMAJP4KE220A | 185.00 | 209.00 | 231.00 | 1 | 328.0 | 1.3 | 5 | 220A |
| SMAJP4KE250A | 214.00 | 237.00 | 263.00 | 1 | 344.0 | 1.2 | 5 | 250A |
| SMAJP4KE300A | 256.00 | 285.00 | 315.00 | 1 | 414.0 | 1.0 | 5 | 300A |
| SMAJP4KE350A | 300.00 | 332.00 | 368.00 | 1 | 482.0 | 0.9 | 5 | 350A |
| SMAJP4KE400A | 342.00 | 380.00 | 420.00 | 1 | 548.0 | 0.8 | 5 | 400A |
| SMAJP4KE440A | 376.00 | 418.00 | 462.00 | 1 | 602.0 | 0.7 | 5 | 440A |
| SMAJP4KE480A | 408.00 | 456.00 | 504.00 | 1 | 658.0 | 0.6 | 5 | 480A |
| SMAJP4KE510A | 434.00 | 485.00 | 535.00 | 1 | 698.0 | 0.6 | 5 | 510A |
| SMAJP4KE530A | 477.00 | 503.50 | 556.50 | 1 | 725.0 | 0.6 | 5 | 530A |
| SMAJP4KE540A | 459.00 | 513.00 | 567.00 | 1 | 740.0 | 0.5 | 5 | 540A |
| SMAJP4KE550A | 495.00 | 522.50 | 577.50 | 1 | 760.0 | 0.5 | 5 | 550A |

For bi-directional type having V_{RWM} of 10 volts and less, the I_R limit is double.
The available parts are "A" type only, the parts without A (V_{BR} is $\pm 10\%$) is not available.

SMAJP4KE6.8(C)A THRU SMAJP4KE550(C)A

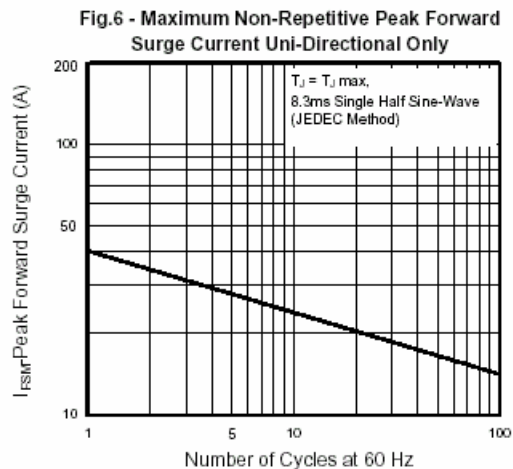
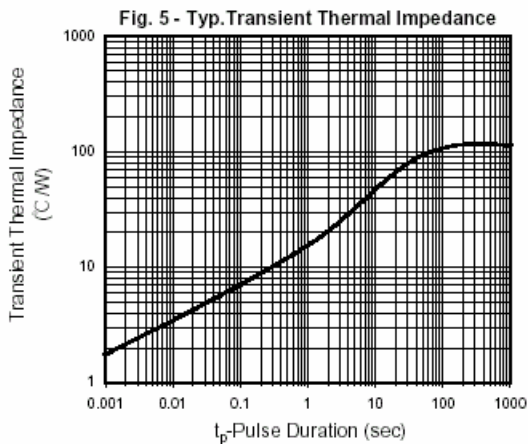
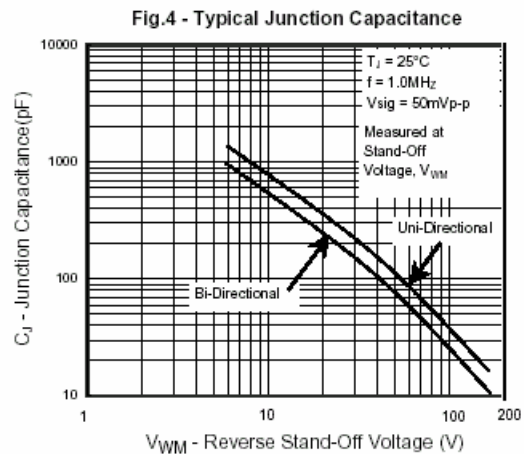
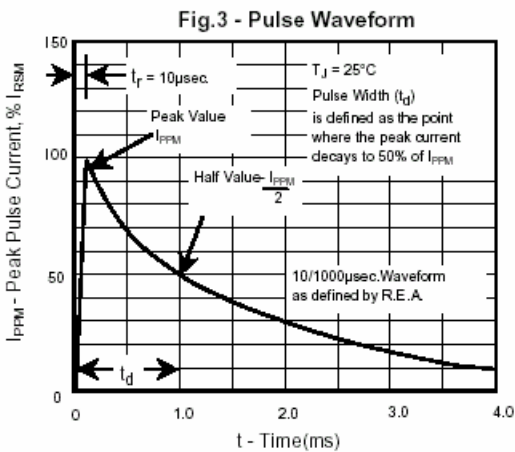
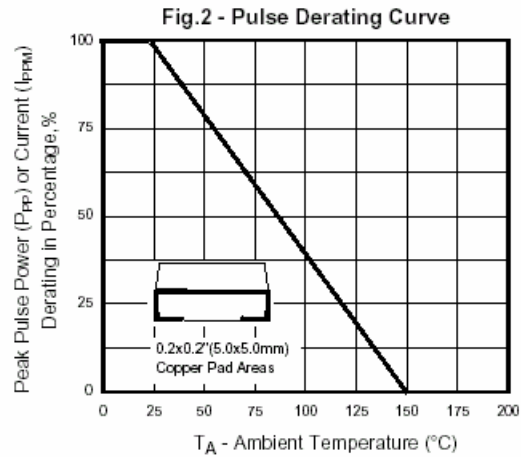
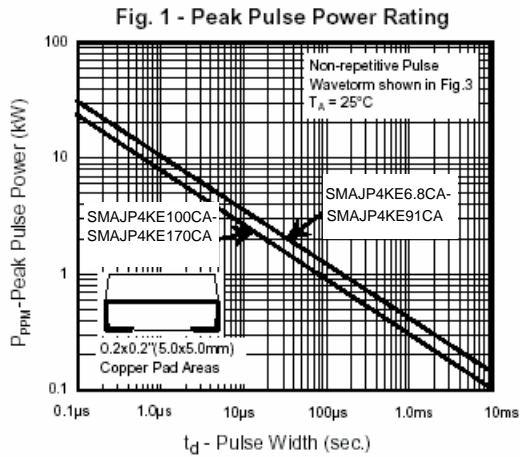
ELECTRICAL CHARACTERISTICS @25°C

| MCC PART NUMBER | REVERSE STAND-OFF VOLTAGE V_{WM} (VOLTS) | BREAKDOWN VOLTAGE $V_{(BR)}$ @ I_T (VOLTS) | | | MAXIMUM CLAMPING VOLTAGE @ I_{PP} (VOLTS) | PEAK PULSE CURRENT I_{PP} (AMPS) | MAXIMUM REVERSE LEAKAGE @ V_{WM} I_b (μ A) | MARKING CODE |
|-----------------|--|--|--------|------------|---|------------------------------------|---|--------------|
| | | MIN | MAX | I_T (mA) | | | | |
| SMAJP4KE6.8CA | 5.80 | 6.45 | 7.14 | 10 | 10.5 | 39.0 | 1000 | 6V8C |
| SMAJP4KE7.5CA | 6.40 | 7.13 | 7.88 | 10 | 11.3 | 36.3 | 500 | 7V5C |
| SMAJP4KE8.2CA | 7.02 | 7.79 | 8.61 | 10 | 12.1 | 33.9 | 200 | 8V2C |
| SMAJP4KE9.1CA | 7.78 | 8.65 | 9.55 | 1 | 13.4 | 30.6 | 50 | 9V1C |
| SMAJP4KE10CA | 8.55 | 9.50 | 10.50 | 1 | 14.5 | 28.3 | 10 | 10C |
| SMAJP4KE11CA | 9.40 | 10.50 | 11.60 | 1 | 15.6 | 26.3 | 5 | 11C |
| SMAJP4KE12CA | 10.20 | 11.40 | 12.60 | 1 | 16.7 | 24.6 | 5 | 12C |
| SMAJP4KE13CA | 11.10 | 12.40 | 13.70 | 1 | 18.2 | 22.5 | 5 | 13C |
| SMAJP4KE15CA | 12.80 | 14.30 | 15.80 | 1 | 21.2 | 19.3 | 5 | 15C |
| SMAJP4KE16CA | 13.60 | 15.20 | 16.80 | 1 | 22.5 | 18.2 | 5 | 16C |
| SMAJP4KE18CA | 15.30 | 17.10 | 18.90 | 1 | 25.5 | 16.1 | 5 | 18C |
| SMAJP4KE20CA | 17.10 | 19.00 | 21.00 | 1 | 27.7 | 14.8 | 5 | 20C |
| SMAJP4KE22CA | 18.80 | 20.90 | 23.10 | 1 | 30.6 | 13.4 | 5 | 22C |
| SMAJP4KE24CA | 20.50 | 22.80 | 25.20 | 1 | 33.2 | 12.3 | 5 | 24C |
| SMAJP4KE27CA | 23.10 | 25.70 | 28.40 | 1 | 37.5 | 10.9 | 5 | 27C |
| SMAJP4KE30CA | 25.60 | 28.50 | 31.50 | 1 | 41.4 | 9.9 | 5 | 30C |
| SMAJP4KE33CA | 28.20 | 31.40 | 34.70 | 1 | 45.7 | 9.0 | 5 | 33C |
| SMAJP4KE36CA | 30.80 | 34.20 | 37.80 | 1 | 49.9 | 8.2 | 5 | 36C |
| SMAJP4KE39CA | 33.30 | 37.10 | 41.00 | 1 | 53.9 | 7.6 | 5 | 39C |
| SMAJP4KE43CA | 36.80 | 40.90 | 45.20 | 1 | 59.3 | 6.9 | 5 | 43C |
| SMAJP4KE47CA | 40.20 | 44.70 | 49.40 | 1 | 64.8 | 6.3 | 5 | 47C |
| SMAJP4KE51CA | 43.60 | 48.50 | 53.60 | 1 | 70.1 | 5.8 | 5 | 51C |
| SMAJP4KE56CA | 47.80 | 53.20 | 58.80 | 1 | 77.0 | 5.3 | 5 | 56C |
| SMAJP4KE62CA | 53.00 | 58.90 | 65.10 | 1 | 85.0 | 4.8 | 5 | 62C |
| SMAJP4KE68CA | 58.10 | 64.60 | 71.40 | 1 | 92.0 | 4.5 | 5 | 68C |
| SMAJP4KE75CA | 64.10 | 71.30 | 78.80 | 1 | 103.0 | 4.0 | 5 | 75C |
| SMAJP4KE82CA | 70.10 | 77.90 | 86.10 | 1 | 113.0 | 3.6 | 5 | 82C |
| SMAJP4KE91CA | 77.80 | 86.50 | 95.50 | 1 | 125.0 | 3.3 | 5 | 91C |
| SMAJP4KE100CA | 85.50 | 95.00 | 105.00 | 1 | 137.0 | 3.0 | 5 | 100C |
| SMAJP4KE110CA | 94.00 | 105.00 | 116.00 | 1 | 152.0 | 2.7 | 5 | 110C |
| SMAJP4KE120CA | 102.00 | 114.00 | 126.00 | 1 | 165.0 | 2.5 | 5 | 120C |
| SMAJP4KE130CA | 111.00 | 124.00 | 137.00 | 1 | 179.0 | 2.3 | 5 | 130C |
| SMAJP4KE150CA | 128.00 | 143.00 | 158.00 | 1 | 207.0 | 2.0 | 5 | 150C |
| SMAJP4KE160CA | 136.00 | 152.00 | 168.00 | 1 | 219.0 | 1.9 | 5 | 160C |
| SMAJP4KE170CA | 145.00 | 162.00 | 179.00 | 1 | 234.0 | 1.8 | 5 | 170C |
| SMAJP4KE180CA | 154.00 | 171.00 | 189.00 | 1 | 246.0 | 1.7 | 5 | 180C |
| SMAJP4KE200CA | 171.00 | 190.00 | 210.00 | 1 | 274.0 | 1.5 | 5 | 200C |
| SMAJP4KE220CA | 185.00 | 209.00 | 231.00 | 1 | 328.0 | 1.3 | 5 | 220C |
| SMAJP4KE250CA | 214.00 | 237.00 | 263.00 | 1 | 344.0 | 1.2 | 5 | 250C |
| SMAJP4KE300CA | 256.00 | 285.00 | 315.00 | 1 | 414.0 | 1.0 | 5 | 300C |
| SMAJP4KE350CA | 300.00 | 332.00 | 368.00 | 1 | 482.0 | 0.9 | 5 | 350C |
| SMAJP4KE400CA | 342.00 | 380.00 | 420.00 | 1 | 548.0 | 0.8 | 5 | 400C |
| SMAJP4KE440CA | 376.00 | 418.00 | 462.00 | 1 | 602.0 | 0.7 | 5 | 440C |
| SMAJP4KE480CA | 408.00 | 456.00 | 504.00 | 1 | 658.0 | 0.6 | 5 | 480C |
| SMAJP4KE510CA | 434.00 | 485.00 | 535.00 | 1 | 698.0 | 0.6 | 5 | 510C |
| SMAJP4KE530CA | 477.00 | 503.50 | 556.50 | 1 | 725.0 | 0.6 | 5 | 530C |
| SMAJP4KE540CA | 459.00 | 513.00 | 567.00 | 1 | 740.0 | 0.5 | 5 | 540C |
| SMAJP4KE550CA | 495.00 | 522.50 | 577.50 | 1 | 760.0 | 0.5 | 5 | 550C |

For bi-directional type having V_{RWM} of 10 volts and less, the I_R limit is double.
The available parts are "A" type only, the parts without A (V_{BR} is $\pm 10\%$) is not available.

SMAJP4KE6.8(C)A THRU SMAJP4KE550(C)A

Ratings and Characteristic Curves ($T_A = 25^\circ\text{C}$ unless otherwise noted)





Micro Commercial Components

Ordering Information

| | |
|------------------|-----------------------|
| Device | Packing |
| (Part Number)-TP | Tape&Reel; 5Kpcs/Reel |

*****IMPORTANT NOTICE*****

Micro Commercial Components Corp. reserves the right to make changes without further notice to any product herein to make corrections, modifications, enhancements, improvements, or other changes. *Micro Commercial Components Corp.* does not assume any liability arising out of the application or use of any product described herein; neither does it convey any license under its patent rights, nor the rights of others. The user of products in such applications shall assume all risks of such use and will agree to hold *Micro Commercial Components Corp.* and all the companies whose products are represented on our website, harmless against all damages.

*****APPLICATIONS DISCLAIMER*****

Products offer by *Micro Commercial Components Corp.* are not intended for use in Medical, Aerospace or Military Applications.

www.mccsemi.com