

TOSHIBA ZENER DIODE SILICON DIFFUSED TYPE

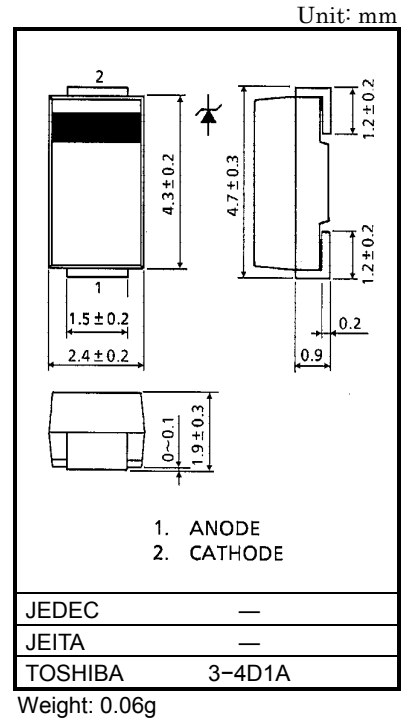
# U1ZB6.8~U1ZB390

CONSTANT VOLTAGE REGULATION  
TRANSIENT SUPPRESSORS

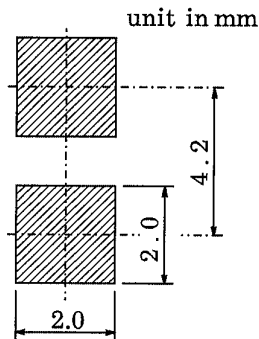
- Average Power Dissipation :  $P = 1.0 \text{ W}$
- Zener Voltage :  $V_Z = 6.8 \sim 390 \text{ V}$
- Surface Mounting Plastic Mold Package

**MAXIMUM RATINGS ( $T_a = 25^\circ\text{C}$ )**

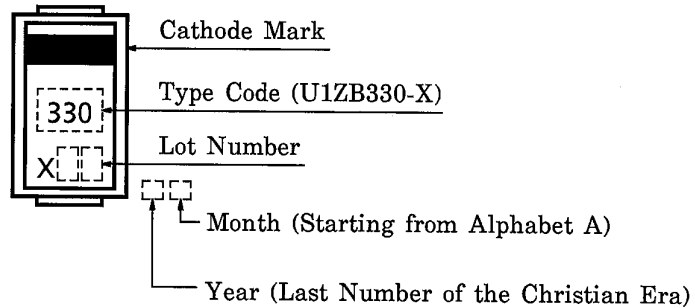
CHARACTERISTIC	SYMBOL	RATING	UNIT
Power Dissipation	P	1.0	W
Junction Temperature	$T_j$	-40~150	$^\circ\text{C}$
Storage Temperature Range	$T_{stg}$	-40~150	$^\circ\text{C}$



**STANDARD SOLDERING PAD**



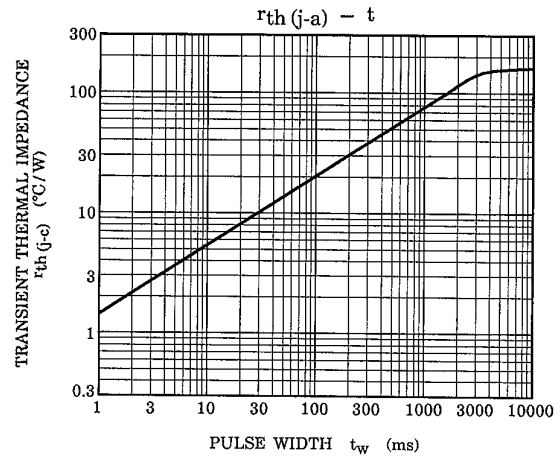
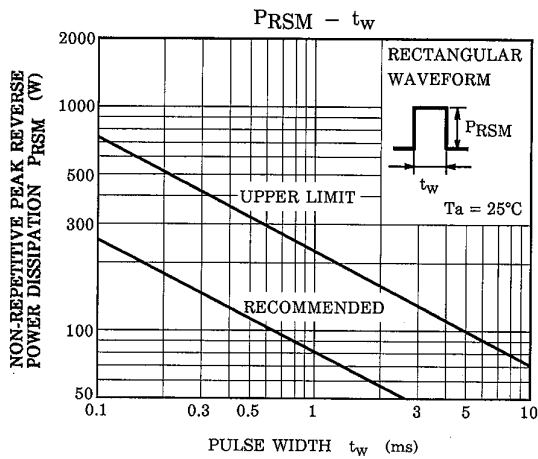
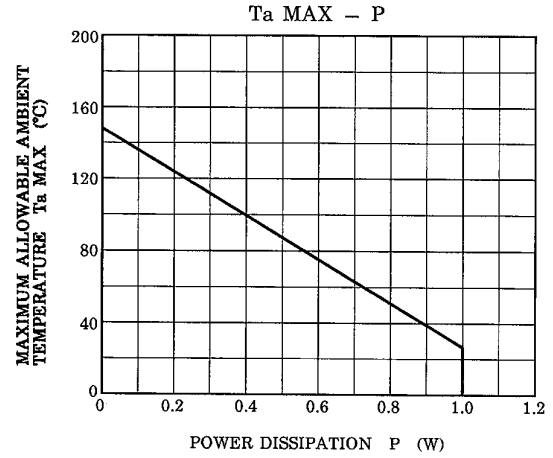
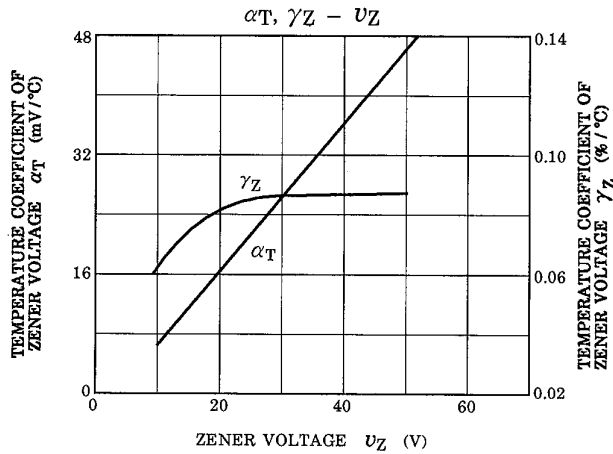
**MARK**



**ELECTRICAL CHARACTERISTICS (Ta = 25°C)**

TYPE	ZENER CHARACTERISTICS					TEMPERATURE COEFFICIENT OF ZENER VOLTAGE $\alpha_T$ (mV / °C)		FORWARD VOLTAGE		REVERSE CURRENT	
	ZENER VOLTAGE $V_Z$ (V)			ZENER IMPEDANCE $r_d$ ( $\Omega$ )	MEASUREMENT CURRENT $I_Z$ (mA)	TYP.	MAX	$V_F$ (V)	MEASUREMENT CURRENT $I_F$ (A)	$I_R$ ( $\mu$ A)	MEASUREMENT VOLTAGE $V_R$ (V)
	MIN	TYP.	MAX	MAX							
U1ZB6.8	6.2	6.8	7.4	60	10	3	4	1.2	0.2	10	3
U1ZB7.5	6.8	7.5	8.3	30	10	4	5	1.2	0.2	10	4.5
U1ZB8.2	7.4	8.2	9.1	30	10	4	6	1.2	0.2	10	4.9
U1ZB9.1	8.2	9.1	10.1	30	10	5	8	1.2	0.2	10	5.5
U1ZB10	9.0	10	11.0	30	10	6	9	1.2	0.2	10	6
U1ZB11	9.9	11	12.1	30	10	7	11	1.2	0.2	10	7
U1ZB12	10.8	12	13.2	30	10	8	13	1.2	0.2	10	8
U1ZB13	11.7	13	14.3	30	10	9	14	1.2	0.2	10	9
U1ZB15	13.5	15	16.5	30	10	11	17	1.2	0.2	10	10
U1ZB16	14.4	16	17.6	30	10	12	19	1.2	0.2	10	11
U1ZB18	16.2	18	19.8	30	10	14	23	1.2	0.2	10	13
U1ZB20	18.0	20	22.0	30	10	16	26	1.2	0.2	10	14
U1ZB22	19.8	22	24.2	30	10	18	28	1.2	0.2	10	16
U1ZB24	21.6	24	26.4	30	10	20	32	1.2	0.2	10	17
U1ZB27	24.3	27	29.7	30	10	23	36	1.2	0.2	10	19
U1ZB30	27.0	30	33.0	30	10	25	40	1.2	0.2	10	21
U1ZB33	29.7	33	36.3	30	10	26	41	1.2	0.2	10	26.4
U1ZB36	32.4	36	39.6	30	9	28	45	1.2	0.2	10	28.8
U1ZB43	38.7	43	47.3	40	7	33	53	1.2	0.2	10	34.4
U1ZB47	42.3	47	51.7	65	6	38	60	1.2	0.2	10	37.6
U1ZB51	45.9	51	56.1	65	6	43	68	1.2	0.2	10	40.8
U1ZB68	61.2	68	74.8	120	4	57	90	1.2	0.2	10	54.4
U1ZB75	67.5	75	82.5	150	4	66	104	1.2	0.2	10	60
U1ZB82	73.8	82	90.2	170	3	71	113	1.2	0.2	10	65.4
U1ZB100	90	100	110	300	3	87	138	1.2	0.2	10	80
U1ZB110	99	110	121	300	3	96	152	1.2	0.2	10	88
U1ZB150	135	150	165	450	2	136	212	1.2	0.2	10	120
U1ZB180	162	180	198	500	1.5	161	255	1.2	0.2	10	144
U1ZB200	180	200	220	500	0.5	170	269	1.2	0.2	10	160
U1ZB200-Y	190	200	210			170	269				160
U1ZB200-Z	200	210	220			178	286				168
U1ZB220	198	220	242	5000	0.5	200	309	1.2	0.2	10	176
U1ZB220-Y	210	220	230			200	309				176
U1ZB220-Z	220	230	240			207	320				184
U1ZB240	216	240	264	5000	0.5	215	325	1.2	0.2	10	192
U1ZB240-Y	230	240	250			215	325				216
U1ZB240-Z	240	250	260			225	338				225

TYPE	ZENER CHARACTERISTICS				MEASUREMENT CURRENT $I_z$ (mA)	TEMPERATURE COEFFICIENT OF ZENER VOLTAGE $\alpha_T$ (mV / °C)		FORWARD VOLTAGE		REVERSE CURRENT	
	ZENER VOLTAGE $V_z$ (V)			ZENER IMPEDANCE $r_d$ ( $\Omega$ )		TYP.	MAX	$V_F$ (V)	MEASUREMENT CURRENT $I_F$ (A)	$I_R$ ( $\mu$ A)	MEASUREMENT VOLTAGE $V_R$ (V)
	MIN	TYP.	MAX	MAX.							
U1ZB270	243	270	297	5000	0.5	243	385	1.2	0.2	10	216
U1ZB270-X	250	260	270			221	350				234
U1ZB270-Y	260	270	280			228	362				243
U1ZB270-Z	270	280	290			236	374				252
U1ZB300	270	300	330	5000	0.5	270	428	1.2	0.2	10	240
U1ZB300-X	280	290	300			244	388				261
U1ZB300-Y	290	300	310			253	402				270
U1ZB300-Z	300	310	320			261	415				279
U1ZB330	297	330	363	5000	0.5	296	470	1.2	0.2	10	264
U1ZB330-X	310	320	330			270	428				288
U1ZB330-Y	320	330	340			278	441				297
U1ZB330-Z	330	340	350			287	455				306
U1ZB390	351	390	429	10000	0.5	350	555	1.2	0.2	10	312



**RESTRICTIONS ON PRODUCT USE**

000707EAA

- TOSHIBA is continually working to improve the quality and reliability of its products. Nevertheless, semiconductor devices in general can malfunction or fail due to their inherent electrical sensitivity and vulnerability to physical stress. It is the responsibility of the buyer, when utilizing TOSHIBA products, to comply with the standards of safety in making a safe design for the entire system, and to avoid situations in which a malfunction or failure of such TOSHIBA products could cause loss of human life, bodily injury or damage to property.  
In developing your designs, please ensure that TOSHIBA products are used within specified operating ranges as set forth in the most recent TOSHIBA products specifications. Also, please keep in mind the precautions and conditions set forth in the "Handling Guide for Semiconductor Devices," or "TOSHIBA Semiconductor Reliability Handbook" etc..
- The TOSHIBA products listed in this document are intended for usage in general electronics applications (computer, personal equipment, office equipment, measuring equipment, industrial robotics, domestic appliances, etc.). These TOSHIBA products are neither intended nor warranted for usage in equipment that requires extraordinarily high quality and/or reliability or a malfunction or failure of which may cause loss of human life or bodily injury ("Unintended Usage"). Unintended Usage include atomic energy control instruments, airplane or spaceship instruments, transportation instruments, traffic signal instruments, combustion control instruments, medical instruments, all types of safety devices, etc.. Unintended Usage of TOSHIBA products listed in this document shall be made at the customer's own risk.
- The information contained herein is presented only as a guide for the applications of our products. No responsibility is assumed by TOSHIBA CORPORATION for any infringements of intellectual property or other rights of the third parties which may result from its use. No license is granted by implication or otherwise under any intellectual property or other rights of TOSHIBA CORPORATION or others.
- The information contained herein is subject to change without notice.