

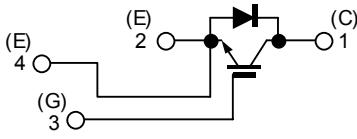
IGBT Module-Single

600A, 600V

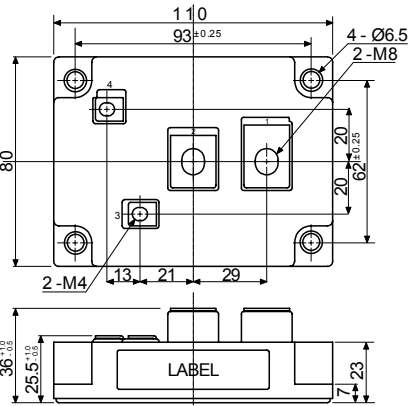
PHMB600E6

PHMB600E6C

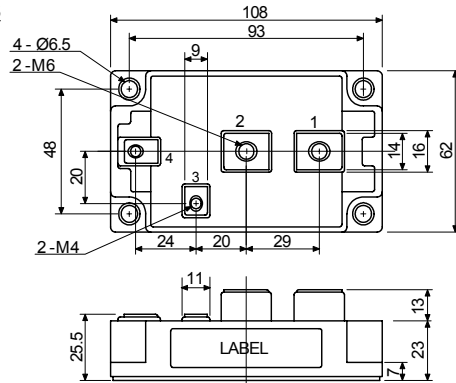
□ 回路図 : CIRCUIT



□ 外形寸法図 : OUTLINE DRAWING



PHMB600E6



PHMB600E6C

□ 最大定格 : MAXIMUM RATINGS (T_c = 25°C)

Item	Symbol	Rated Value	Unit
コレクタ・エミッタ間電圧 Collector-Emitter Voltage	V _{CEs}	600	V
ゲート・エミッタ間電圧 Gate-Emitter Voltage	V _{GES}	±20	V
コレクタ電流 Collector Current	DC	600	A
	1ms	1,200	
コレクタ損失 Collector Power Dissipation	P _C	2,080	W
接合温度 Junction Temperature Range	T _j	-40~+150	°C
保存温度 Storage Temperature Range	T _{stg}	-40~+125	°C
絶縁耐圧(Terminal to Base AC, 1minute) Isolation Voltage	V _{iso}	2,500	V _(RMS)
締め付けトルク Mounting Torque	Module Base to Heatsink	PHMB600E6	N・m (kgf・cm)
	Busbar to Terminals		
		3 (30.6)	
		M4 1.4 (14.3)	
		M8 10.5 (10.7)	
		PHMB600E6C	
		3 (30.6)	
		M4 1.4 (14.3)	
		M6 3 (30.6)	

□ 電気的特性 : ELECTRICAL CHARACTERISTICS (T_c = 25°C)

Characteristic	Symbol	Test Condition	Min.	Typ.	Max.	Unit
コレクタ遮断電流 Collector-Emitter Cut-Off Current	I _{CEs}	V _{CE} = 600V, V _{GE} = 0V	-	-	1.0	mA
ゲート漏れ電流 Gate-Emitter Leakage Current	I _{GES}	V _{GE} = ±20V, V _{CE} = 0V	-	-	1.0	μA
コレクタ・エミッタ間飽和電圧 Collector-Emitter Saturation Voltage	V _{CE(sat)}	I _C = 600A, V _{GE} = 15V	-	2.1	2.6	V
ゲートしきい値電圧 Gate-Emitter Threshold Voltage	V _{GE(th)}	V _{CE} = 5V, I _C = 600mA	4.0	-	8.0	V
入力容量 Input Capacitance	C _{ies}	V _{CE} = 10V, V _{GE} = 0V, f = 1MHz	-	30,000	-	pF
スイッチング時間 Switching Time	上昇時間 Rise Time	V _{CC} = 300V R _L = 0.5Ω R _G = 2.0Ω V _{GE} = ±15V	-	0.15	0.35	μs
	ターンオン時間 Turn-on Time		-	0.30	0.85	
	下降時間 Fall Time		-	0.10	0.25	
	ターンオフ時間 Turn-off Time		-	0.40	0.80	

□ フリーホイーリングダイオードの特性 : FREE WHEELING DIODE RATINGS & CHARACTERISTICS (T_c = 25°C)

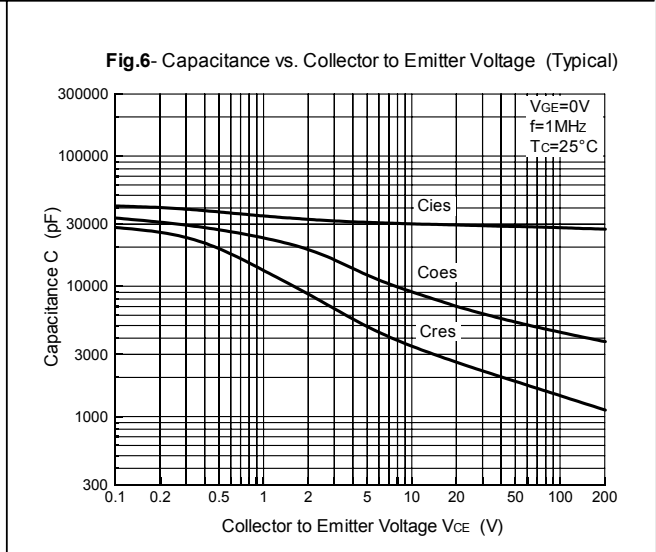
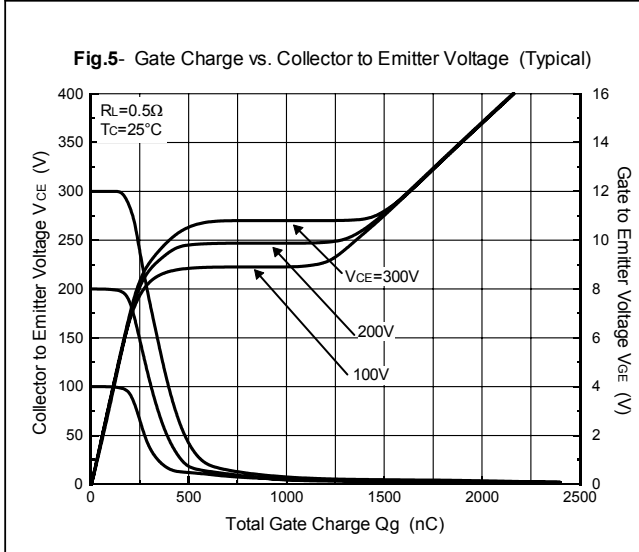
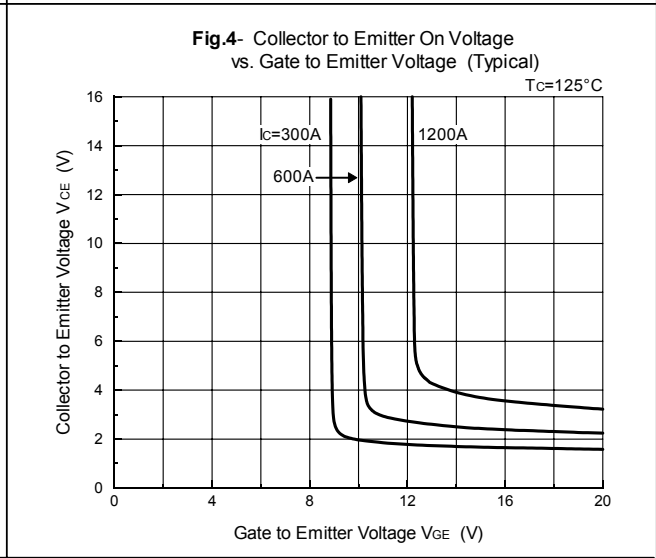
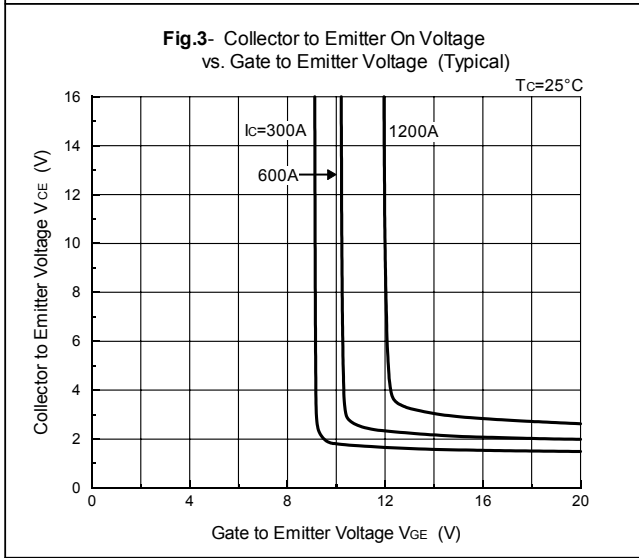
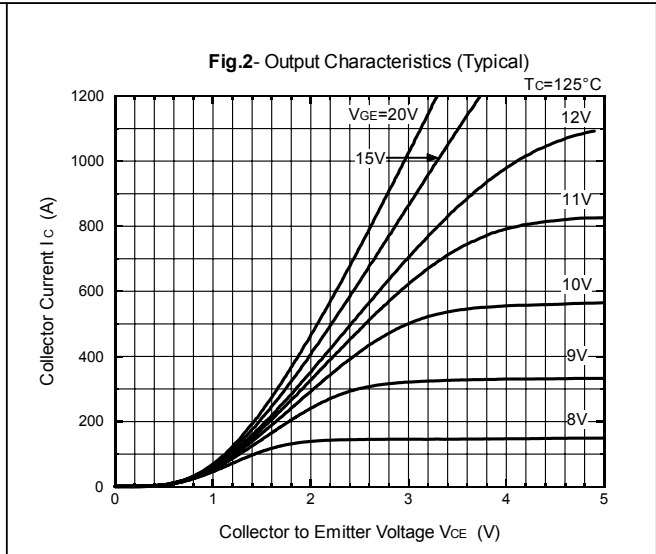
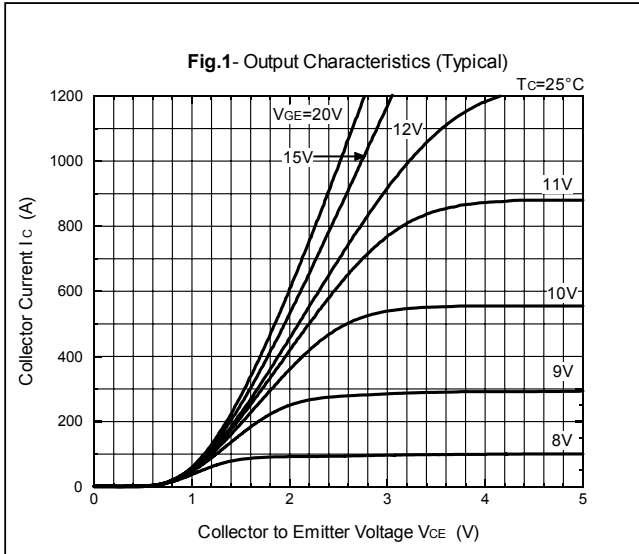
Item	Symbol	Rated Value	Unit
順電流 Forward Current	DC	600	A
	1ms	1,200	

Characteristic	Symbol	Test Condition	Min.	Typ.	Max.	Unit
順電圧 Peak Forward Voltage	V _F	I _F = 600A, V _{GE} = 0V	-	1.9	2.4	V
逆回復時間 Reverse Recovery Time	t _{rr}	I _F = 600A, V _{GE} = -10V di/dt = 1200A/μs	-	0.15	0.25	μs

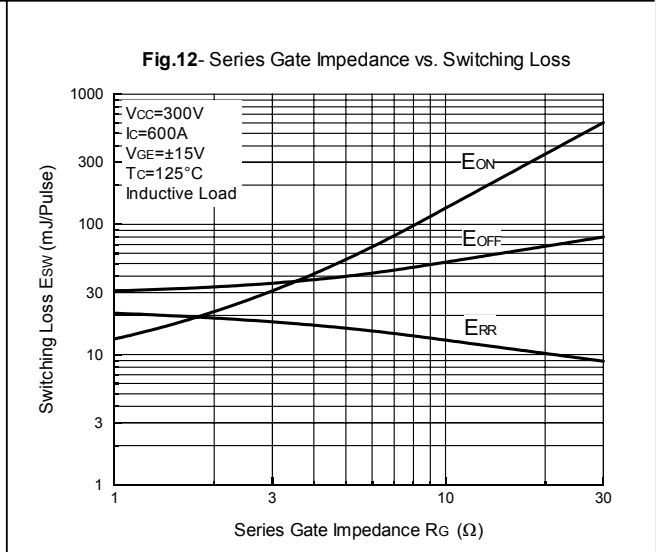
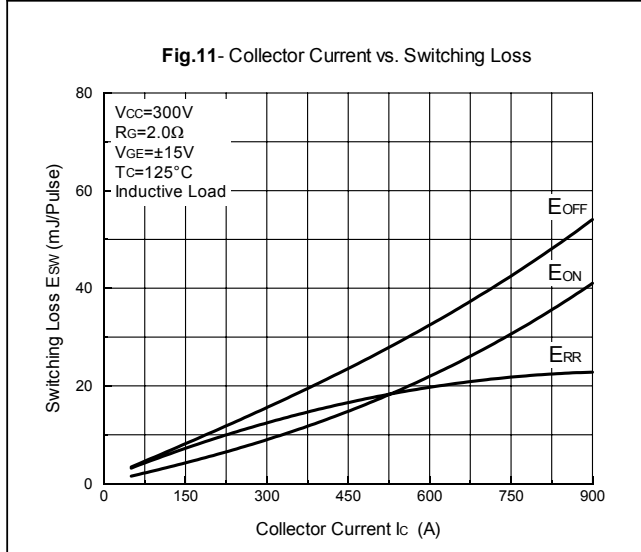
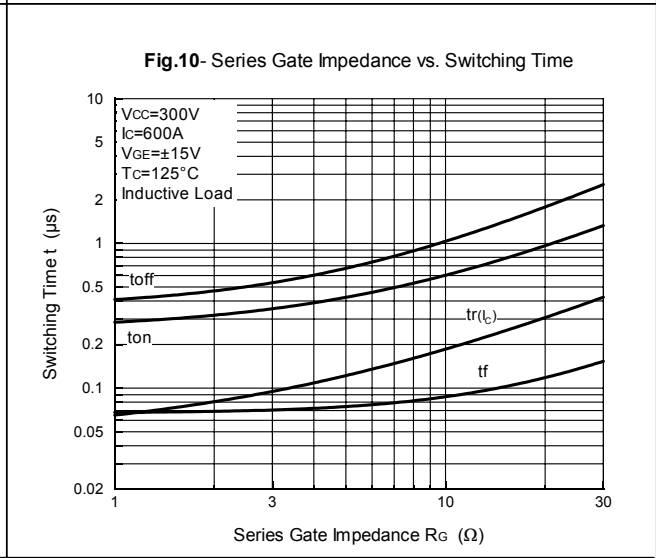
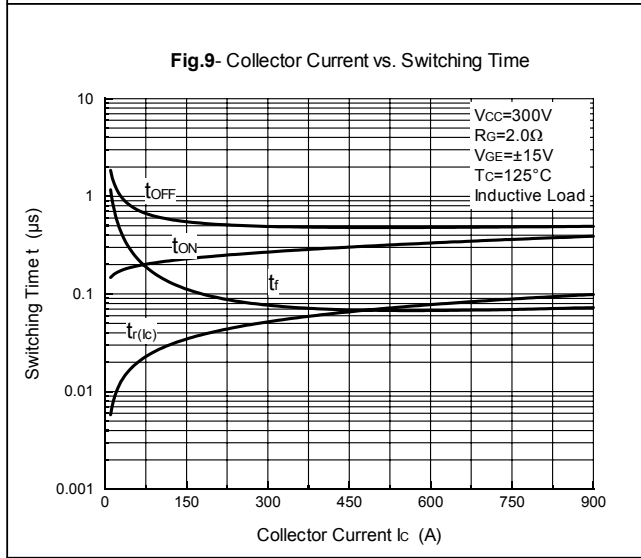
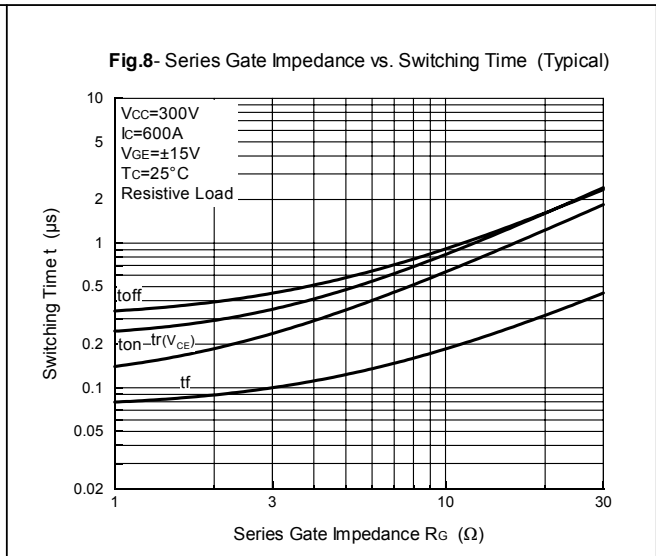
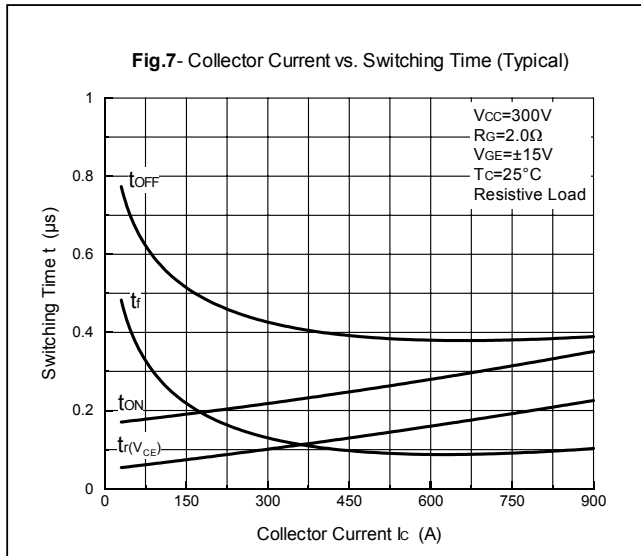
□ 熱的特性 : THERMAL CHARACTERISTICS

Characteristic	Symbol	Test Condition	Min.	Typ.	Max.	Unit
熱抵抗 Thermal Impedance	R _{th(j-c)}	IGBT	-	-	0.06	°C/W
		Diode	-	-	0.14	

PHMB600E6
PHMB600E6C



PHMB600E6
PHMB600E6C



PHMB600E6
PHMB600E6C

