



Data Sheet

VI-AIM

Universal AC Input Front End Module



Features

- RoHS compliant (VE versions)
- Universal input: 85 – 264 Vac
- Output power: 250 W
- Operating temperature: 100°C
- Efficiency: 97%
- Integral EMI filtering
- Input transient protection
- Inrush limiting
- CE Marked

Product Highlights

The AIM (Alternating Input Module) is an AC front-end module which interfaces directly with worldwide AC mains. The AIM provides line rectification, EMI/RFI filtering, transient protection and inrush limiting in a half brick package measuring 2.28" x 2.4" x 0.5".

The AIM is used in conjunction with Vicor VI-200 or VI-J00 DC-DC converters to realize a universal AC input, high-density, low-profile switching power supply with outputs from 1 – 95 Vdc and a total power rating up to 200 W. An external capacitor is used to satisfy system hold-up requirements. Internal EMI filtering meets EN55022 and FCC Part 15, Class A emissions limits.



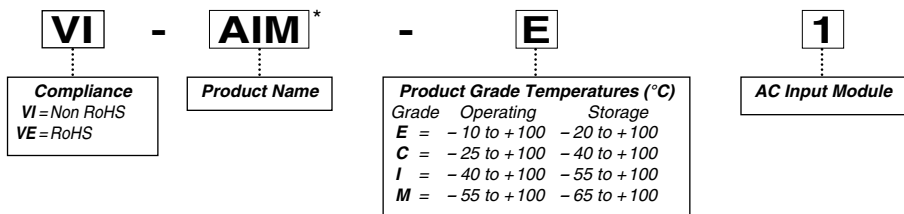
Actual size:
2.28 x 2.4 x 0.5 in
57,9 x 61,0 x 12,7 mm

Absolute Maximum Ratings

Parameter	Rating	Unit	Notes
Maximum value of hold-up capacitance	1200	μF	
Thermal resistance	0.4	°C/Watt	Baseplate-to-sink
Operating temperature	-55 to +100	°C	M-Grade
Storage temperature	-65 to 105	°C	M-Grade
Transient surge withstand			
Common mode	1.2/50 μS, 2 kV pulse, 2 joules 0 to 360 degree phase angle		EN61000-4-5 IEC 801-5
Normal mode	1.2/50 μS, 1 kV pulse, 2 joules 0 to 360 degree phase angle		With external MOV

VI-AIM Input Voltage	Compatible DC-DC Converter	Notes
85 – 132 Vac	VI-x5x-xx	Used with a 100 – 200 Vin converter
180 – 264 Vac	VI-x6x-xx	Used with a 200 – 400 Vin converter
85 – 264 Vac	VI-x7x-xx	Used with a 100 – 375 Vin converter

Part Numbering



* For Mega Module packaging option add an L before the product name.
Example: Vx-LAIM-xx

SPECIFICATIONS

(typical at $T_{BP} = 25^{\circ}\text{C}$, nominal line and 75% load, unless otherwise specified)

■ INPUT SPECIFICATIONS

Parameter	Min	Typ	Max	Unit	Notes
AC line input		85 – 264 ¹		Vac	No strapping; no damage below low line
		47 – 440		Hz	
Inrush current		<40 A at peak line (264 Vrms)			

¹Dependent upon input range of compatible DC-DC converter.

■ OUTPUT SPECIFICATIONS

Parameter	Min	Typ	Max	Unit	Notes
Output voltage		120 – 373		Vdc	Peak of AC line
Output power		250		W	Delivered to converter(s)
Hold-up time		Application specific			A function of external capacitance and power
Efficiency		97%			

■ SAFETY SPECIFICATIONS

Parameter	Min	Typ	Max	Unit	Notes
Dielectric withstand					
	Input to output		None		Provided by DC-DC converter
Input/output to baseplate		1,500		Vrms	

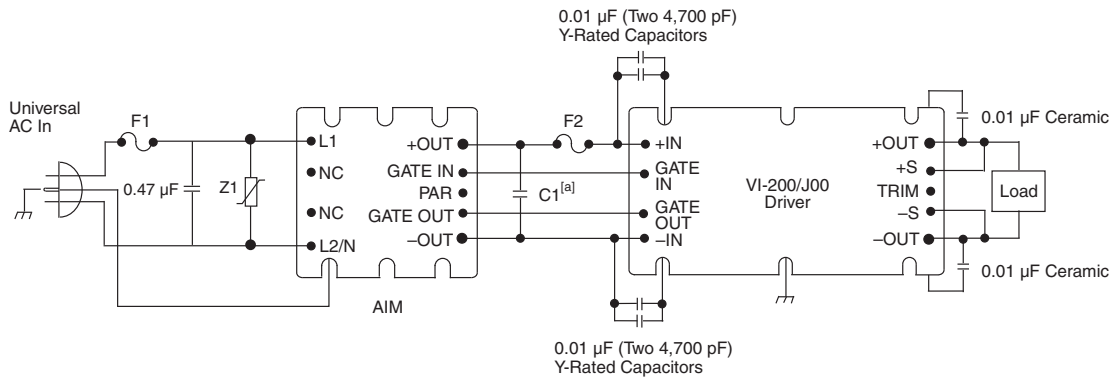
■ AGENCY APPROVALS

Safety Standards	Agency Markings	Notes
Conducted EMI/RFI	VDE 0871/FCC Part 15, Class A EN55022, Class A	With compatible DC-DC converter modules External 0.47 μF capacitor required
UL1950, CSA 22.2-950, EN60950		

■ GENERAL SPECIFICATIONS

Parameter	Min	Typ	Max	Unit	Notes
Size		2.28" x 2.4" x 0.5" (57,9 x 61,0 x 12,7)		in (mm)	Mega Module, SlimMod and FinMod packages available
Weight		3.0 (85)		Ounces (Grams)	

VI-AIM Connection Diagram, Typical Application



^[a] Consult factory or refer to Selecting Capacitors for AIM Modules on page 34 of the VI-200 and VI-J00 Design Guide .

Z1: MOV Part #30076

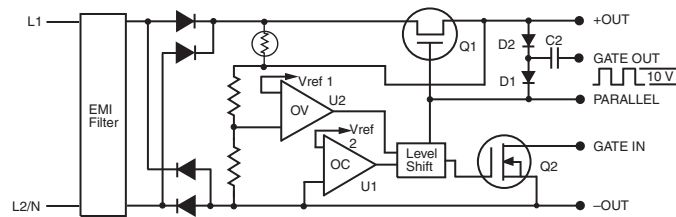
Fuse 1: 6.3A/250V (IEC 5X20 mm) Buss GDB-6.3 or 7 A / 250 V (3AG 1/4" x 1 1/4") Littlefuse 314-007

Fuse 2: For VI-X7X-XX — Buss PC-Tron 2.5 A (250 V)

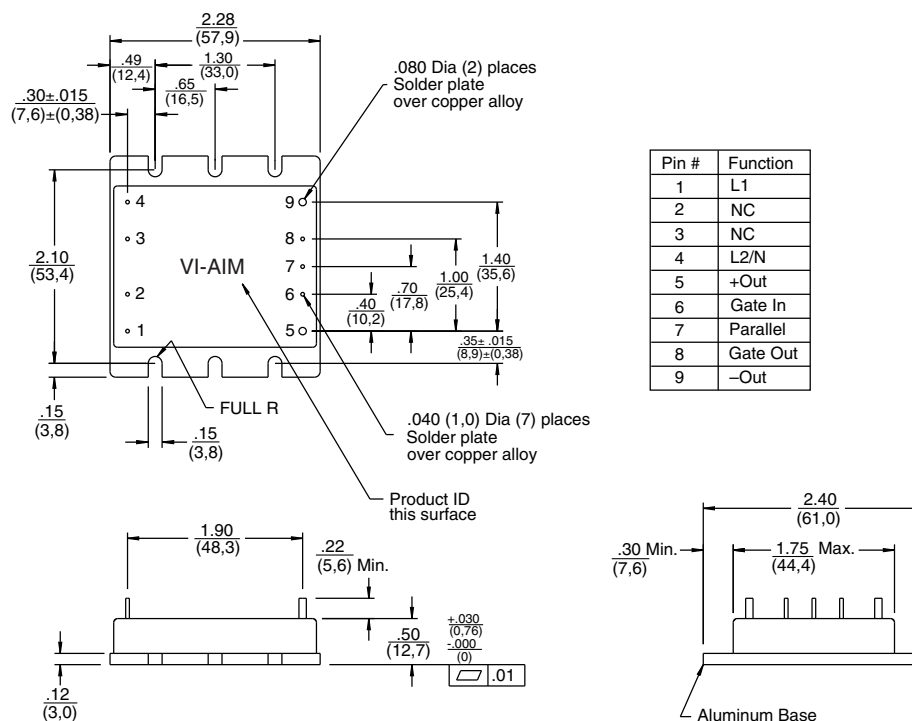
For VI-X6X-XX — Buss PC-Tron 3 A (250 V)

For VI-X5X-XX — Buss PC-Tron 5 A

VI-AIM Block Diagram



Mechanical Diagram



Warranty

Vicor products are guaranteed for two years from date of shipment against defects in material or workmanship when in normal use and service. This warranty does not extend to products subjected to misuse, accident, or improper application or maintenance. Vicor shall not be liable for collateral or consequential damage. This warranty is extended to the original purchaser only.

EXCEPT FOR THE FOREGOING EXPRESS WARRANTY, VICOR MAKES NO WARRANTY, EXPRESS OR IMPLIED, INCLUDING, BUT NOT LIMITED TO, THE WARRANTY OF MERCHANTABILITY OR FITNESS FOR A PARTICULAR PURPOSE.

Vicor will repair or replace defective products in accordance with its own best judgement. For service under this warranty, the buyer must contact Vicor to obtain a Return Material Authorization (RMA) number and shipping instructions. Products returned without prior authorization will be returned to the buyer. The buyer will pay all charges incurred in returning the product to the factory. Vicor will pay all reshipment charges if the product was defective within the terms of this warranty.

Information published by Vicor has been carefully checked and is believed to be accurate; however, no responsibility is assumed for inaccuracies. Vicor reserves the right to make changes to any products without further notice to improve reliability, function, or design. Vicor does not assume any liability arising out of the application or use of any product or circuit; neither does it convey any license under its patent rights nor the rights of others. Vicor general policy does not recommend the use of its components in life support applications wherein a failure or malfunction may directly threaten life or injury. Per Vicor Terms and Conditions of Sale, the user of Vicor components in life support applications assumes all risks of such use and indemnifies Vicor against all damages.

Vicor's comprehensive line of power solutions includes high density AC-DC and DC-DC modules and accessory components, fully configurable AC-DC and DC-DC power supplies, and complete custom power systems.

Information furnished by Vicor is believed to be accurate and reliable. However, no responsibility is assumed by Vicor for its use. Vicor components are not designed to be used in applications, such as life support systems, wherein a failure or malfunction could result in injury or death. All sales are subject to Vicor's Terms and Conditions of Sale, which are available upon request.

Specifications are subject to change without notice.

Intellectual Property Notice

Vicor and its subsidiaries own Intellectual Property (including issued U.S. and Foreign Patents and pending patent applications) relating to the products described in this data sheet. Interested parties should contact Vicor's Intellectual Property Department.

Vicor Corporation
25 Frontage Road
Andover, MA, USA 01810
Tel: 800-735-6200
Fax: 978-475-6715

email

Customer Service: custserv@vicorpower.com
Technical Support: apps@vicorpower.com