

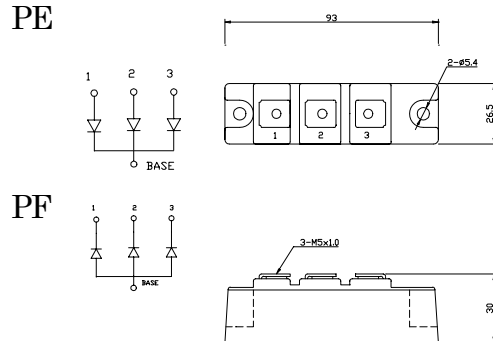
DIODE MODULE 60A/800V

PE608N
PF608N
FEATURES

- * Cathode & Anode Common
- * 3 Phase Half Bridge Circuit
- * High Surge Capability
- * UL Recognized, File No. E187184

TYPICAL APPLICATIONS

- * Rectified For General Use

OUTLINE DRAWING

Maximum Ratings

Approx Net Weight:155g

Parameter	Symbol	Type / Grade	Unit
		PE608 / PF608	
Repetitive Peak Reverse Voltage *1	V_{RRM}	800	V
Non Repetitive Peak Reverse Voltage *1	V_{RSM}	960	

Parameter		Conditions	Max Rated Value	Unit
Average Rectified Output Current *1	$I_{O(AV)}$	50Hz Half Sine Wave condition $T_c=114^{\circ}\text{C}$	60	A
		3 Phase $T_c=107^{\circ}\text{C}$	53	A
Surge Forward Current *1	I_{FSM}	50 Hz Half Sine Wave, 1Pulse Non-repetitive	1200	A
I Squared t *1	I^2t	2msec to 10msec	7200	A^2s
Operating Junction Temperature Range	T_{jw}		-40 to +150	$^{\circ}\text{C}$
Storage Temperature Range	T_{stg}		-40 to +125	$^{\circ}\text{C}$
Mounting torque	Case mounting	Greased	M5 Screw	N.m
	Terminals	M5 Screw		

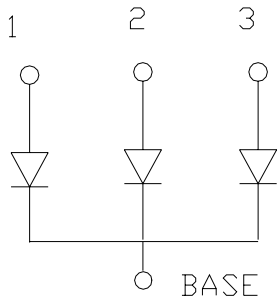
Electrical • Thermal Characteristics

Characteristics	Symbol	Test Conditions	Max.	Unit
Peak Reverse Current *1	I_{RM}	$V_{RM}= V_{RRM}$, $T_j= 150^{\circ}\text{C}$	15	mA
Peak Forward Voltage *1	V_{FM}	$I_{FM}= 180\text{A}$, $T_j=25^{\circ}\text{C}$	1.25	V
Thermal Resistance *1	$R_{th(j-c)}$	Junction to Case	0.5	$^{\circ}\text{C}/\text{W}$
	$R_{th(c-f)}$	Base Plate to Heat Sink with Joint Compound	0.2	

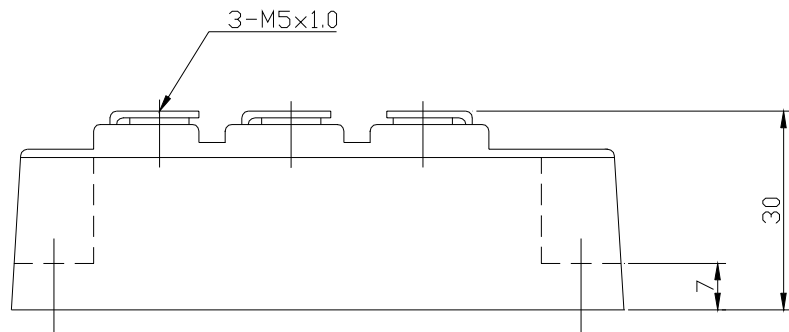
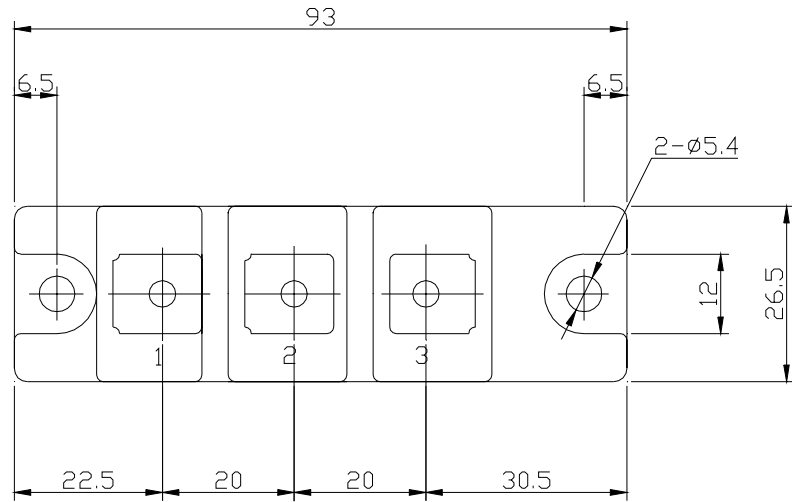
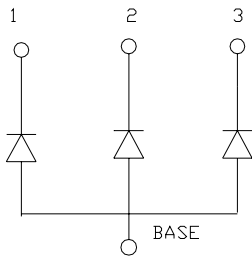
*1: Value Per 1Arm

PE/PF608 OUTLINE DRAWING (Dimensions in mm)

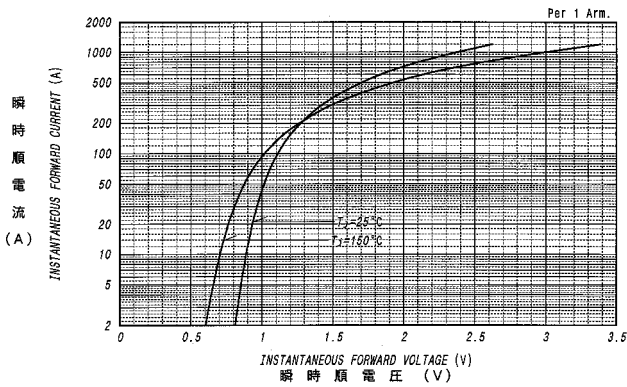
PE



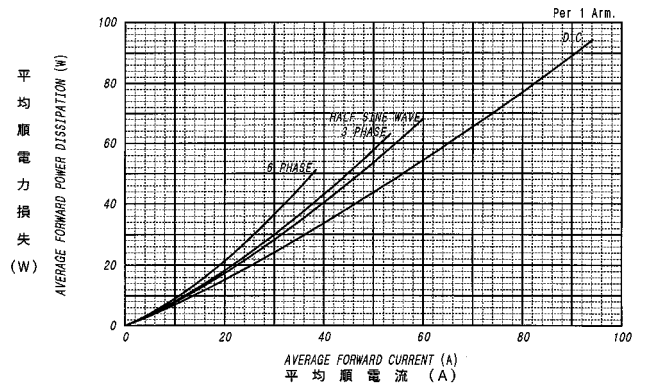
PF



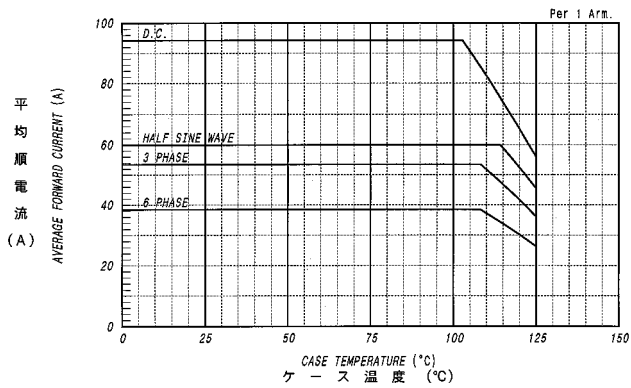
順電圧特性
FORWARD CURRENT VS. VOLTAGE



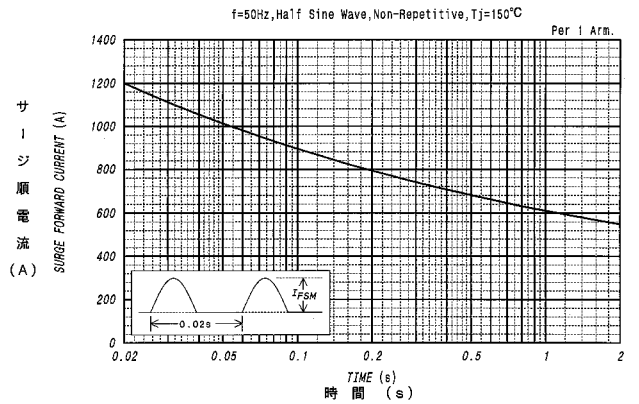
平均順電力損失特性
AVERAGE FORWARD POWER DISSIPATION



平均順電流 - ケース温度定格
AVERAGE FORWARD CURRENT VS. CASE TEMPERATURE



サージ順電流定格
SURGE CURRENT RATINGS



過渡熱抵抗特性
MAXIMUM TRANSIENT THERMAL IMPEDANCE
Junction to Case

