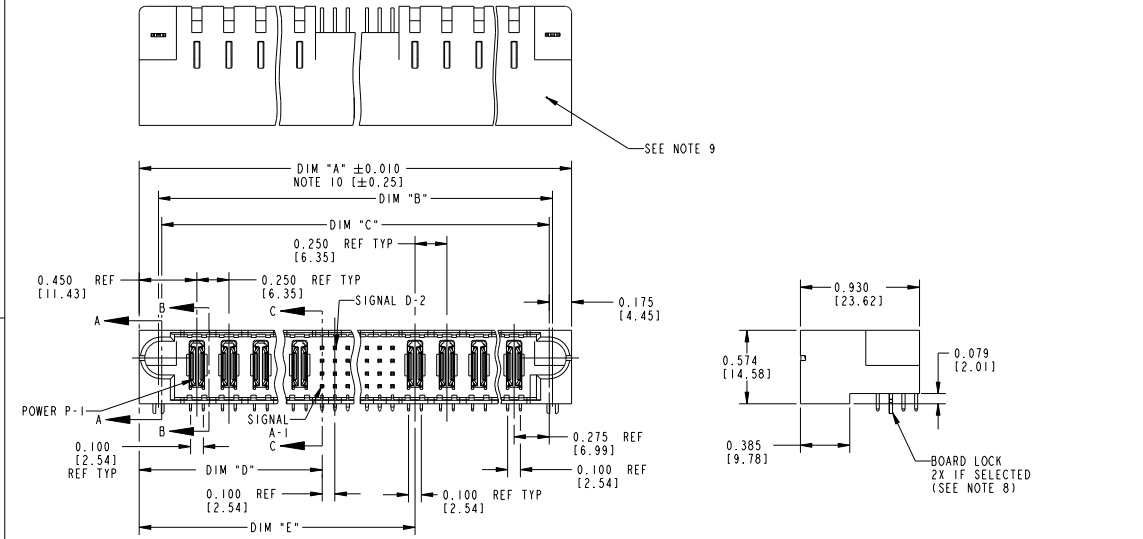


Tous droits strictement réservés. Reproduction ou communication à des tiers sans autorisation écrite du propriétaire. Property of FCJ. Copyright FCJ. Droits de reproduction FCJ.



All rights strictly reserved. Reproduction or issue to third parties in any form or by any means without written authority from the proprietor. Property of FCJ. Copyright FCJ.

PRODUCT NUMBER
51720- ABBCCDDEF...
NOTE 1



mat'l code SEE NOTE 2				tolerances unless otherwise specified		CUSTOMER COPY	FCJ www.fcjconnect.com
ltr	ecn no.	dr	date	linear	angular		
J	DG05-0132	SJ	05/23/05	.XX±.01/.XX±.13	°±2°	1	RIGHT ANGLE HEADER w/GUIDE PIN
K	DG05-0485	GuoJM	11/21/05	.XXX±.0020/.XXX±.051		2	POWER / SIGNAL / POWER
L	DG07-0498	JW	05/23/08			3	
M	DG08-0272	WD	09/28/08			4	
N	DG10-0180	AL	05/13/10			5	
P	DG10-0364	AL	10/25/10			6	
				dr	eng	chr	appd
				C. BAROT	RYAN YUAN	J. BROWN	J. BROWN
				05-04-99	11/08/06	05-04-99	05-04-99
				scale			
				1:1			
sheet index	revision	sheet		P	P	P	
	1	2	3				

form no. 7530-001-I03

cage code 22526

PDM: Rev:P

STATUS:Released

Printed: Dec 20, 2010

Tous droits strictement réservés. Reproduction ou communication à des tiers sans autorisation écrite du propriétaire. Property of FCJ. Droit de reproduction FCJ.



All rights strictly reserved. Reproduction or issue to third parties in any form or by any means without written authority from the proprietor. Property of FCJ. Copyright FCJ.

PRODUCT NUMBER
51720-ABBCCDDEF-- NOTE ①

DIM	LENGTH FORMULAS (SEE NOTE 10)
DIM "A"	.250 [6.35] x BB + .100 [2.54] x (CCC/4) + .250 [6.35] x DD + .650 [16.51] (NOTE 10)
DIM "B"	.250 [6.35] x BB + .100 [2.54] x (CCC/4) + .250 [6.35] x DD + .350 [8.89]
DIM "C"	.250 [6.35] x BB + .100 [2.54] x (CCC/4) + .250 [6.35] x DD + .300 [7.62]
DIM "D"	.250 [6.35] x BB + .375 [9.53]
DIM "E"	.250 [6.35] x BB + .100 [2.54] x (CCC/4) + .450 [11.43]
DIM "F"	.250 [6.35] x BB + .100 [2.54] x (CCC/4) + .250 [6.35] x DD + .680 [17.27]
DIM "G"	.250 [6.35] x BB + .225 [5.72]
DIM "H"	.250 [6.35] x BB + .100 [2.54] x (CCC/4) + .250 [6.35]

CONNECTOR NOTES

- ① PRODUCT NUMBER CODE:
51720 - A BB CCC DD E F LF
- NO THIS SUFFIX: 100u"/2.54um SnPb ON PCB INTERFACE
 - ADD THIS SUFFIX: 78u"/2.00um Sn OR 5u" Au ON PCB INTERFACE
 - RETENTION TO PCB (NOTE 8)
 - TAIL OPTIONS (NOTE 7)
 - NUMBER OF RIGHT END POWER CONTACTS (NOTE 6)
 - NUMBER OF SIGNAL CONTACTS (NOTE 5)
 - NUMBER OF LEFT END POWER CONTACTS (NOTE 4)
 - PLATING (NOTE 3)
 - BASE NUMBER
- ② HOUSING MATERIAL: GLASS FILLED V-0 HIGH TEMP THERMO PLASTIC.
SIGNAL CONTACT MATERIAL: COPPER ALLOY
POWER CONTACT MATERIAL: COPPER ALLOY
- ③ PLATING OPTION:
1: SEE ITEM PRINT 10064183 FOR PLATING SPEC OF 51720-ABBCCDDEF; 51720-ABBCCDDEFLF
- ④ LEFT END POWER CONTACTS, 01 TO 20 AVAILABLE.
MAXIMUM OF 20 POWER CONTACTS PER CONNECTOR.
- ⑤ SIGNAL CONTACTS, 004 TO 148 AVAILABLE.
6. RIGHT END POWER CONTACTS, 01 TO 20 AVAILABLE.
MAXIMUM OF 20 POWER CONTACTS PER CONNECTOR.
7. TAIL OPTIONS:
A = .135 [3.43] SOLDER TO BOARD
8. RETENTION TO PCB OPTIONS:
A = BOARD LOCK (REQUIRES .098 + .002, -.001 [2.49 +0.05, -0.03] THRU HOLE IN PCB).
MOUNTING FOOT THICKNESS: .220 [5.59]
B = .150 [3.81] THRU HOLE (REQUIRES .158 ± .003 [4.01 ± 0.08] THRU HOLE IN PCB).
MOUNTING FOOT THICKNESS: .160 [4.06]
9. MANUFACTURE'S NAME, P/N, AND DATE CODE TO APPEAR ON THIS SURFACE.
10. THE MAXIMUM OVERALL LENGTH (DIM A) OF A PART IS 8.00 [203.2]
11. PRODUCT SPECIFICATION GS-12-149
12. REFERENCE 51697 FOR SPECIALS WORKSHEET.
- PCB NOTES:
13. ALL DIMENSIONS ARE BASIC UNLESS OTHERWISE SPECIFIED.
14. ALL THROUGH HOLES ARE LOCATED WITH A TRUE POSITION OF .004 [0.10]
15. ALL HOLE DIAMETERS ARE FINISHED HOLE SIZE.
16. Ø 0.0453 ± .001 [1.151 ± 0.02] DRILLED HOLES PLATED WITH 0.0003 [0.007] MIN SnPb OVER 0.001 [1.03] TO .003 [0.08] PLATING TO ACHIEVE A .040 ± .003 [1.02 ± 0.08] HOLE.
17. A Δ SYMBOL WILL BE NEXT TO ANY DIMENSION, VIEW, OR NOTE WHICH HAS BEEN MODIFIED WITH THE CURRENT DRAWING REVISION.

THIS FILE WAS ORIGINALLY CREATED IN THE PRO ENGINEER ENVIRONMENT AND ANY FUTURE REVISIONS TO THIS FILE MUST BE MADE IN THE PRO ENGINEER ENVIRONMENT

mat'l code				tolerances unless otherwise specified		CUSTOMER COPY		FCJ www.fcjconnect.com	
lfr	ecm no.	dr	date	linear	.XX±.01 / .XX±.3	projection	⊕	title	RIGHT ANGLE HEADER w/GUIDE PIN POWER / SIGNAL / POWER
p				linear	.XXX±.005 / .XXX±.051	INCH / MM	↔	product family	ParBlade
				angles	0° ± 2°	scale	1:1	size	51720
				dr	C. BARDT 05-04-99			dwg no	213
				eng	RYAN YUAN 11/08/06				SHEET 2 OF 3
				chr	J. BROWN 05-04-99				
				appd	J. BROWN 05-04-99				
sheet index	revision sheet								

form no. 7530-001-I03

1 | 2

3 |

cage code 22526

4

PDM: Rev:P

STATUS: Released

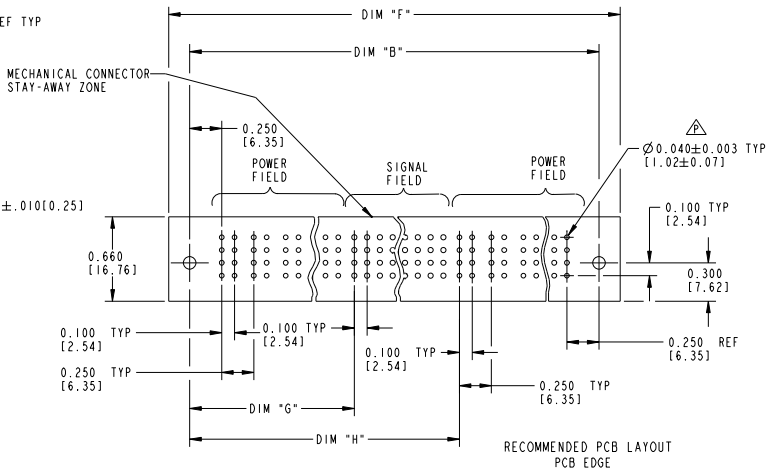
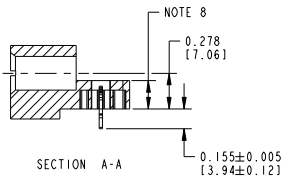
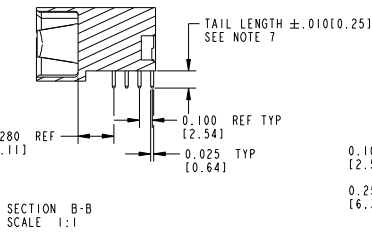
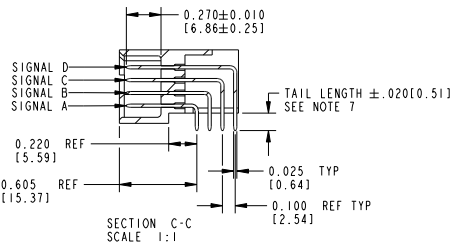
Printed: Dec 20, 2010

Tous droits strictement réservés. Reproduction ou communication à des tiers sans autorisation écrite du propriétaire. Property of FCJ. Droit de reproduction FCJ.



All rights strictly reserved. Reproduction or issue to third parties in any form or by any means without written authority from the proprietor. Property of FCJ. Copyright FCJ.

PRODUCT NUMBER
51720-ABBCCDDEF...
NOTE(1)



mat'l code				tolerances unless otherwise specified		CUSTOMER		FCJ		www.fcjconnect.com	
lfr	ecm no.	dr	date	linear	.XX±.01/.XX±.3	projection	COPY	title			
P				angles	.XXX±.005/.XX±.13	INCH / MM		RIGHT ANGLE HEADER w/GUIDE PIN			
				dr	.XXX±.0020/.XX±.051	A		POWER / SIGNAL / POWER			
				eng	0°±2°	product family	ParBlade	code			
				chr		size	51720	213			
				appd		scale	1:1	SHEET 3 OF 3			
sheet index	revision sheet							cage code 22526			

form no. 7530-001-103

22526

PDM: Rev:P

STATUS:Released

Printed: Dec 20, 2010