

Splash Proof/Sealed Universal MATE-N-LOK Connectors (Continued)

Contacts Used With Splash Proof Seals

Solid pin diameter 2.13 [.084]

Split pin diameter 2.18 [.086]

Stock thickness .305 [.012] unless otherwise specified

These contacts can be used in either Universal MATE-N-LOK Plug or Cap housings only

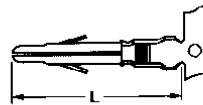
Related Product Data:

Product Specification

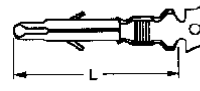
108-1031 Universal MATE-N-LOK Connectors

Application Specification

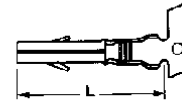
114-1010 Universal MATE-N-LOK Contacts



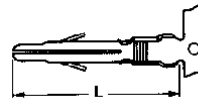
Solid Pin



Split Pin



Solid Socket



Grounding Pin

2.54 [.100] longer than standard pin
(Mate first, break last, not for interrupting current)

| Wire Size Range AWG/mm ² | Ins. Dia. Range | L Dim. | | Material & Finish | Style | Contact Part Numbers | | | | HDM Applicator Part No. | Hand Tool Part No. |
|--|------------------------|---------------|----------------|--------------------------------------|----------|----------------------|------------|-----------------------|-----------------------|---|--------------------|
| | | Pin | Socket | | | Pin | | Socket | | | |
| | | | | | | Strip Form | Loose Form | Strip Form | Loose Form | | |
| .2-8 24-18 | 1.52-2.54 .060-.100 | 20.06 .790 | 19.30 .760 | Brass, Pre-tin | Solid | 350561-1 | 350690-1 | 350851-1 350570-14 | 350689-14 | 466320-1 ³ 466320-2 ³ 466320-4 ³ | 90300-2 |
| | | | | Brass, Gold ¹ | | 350561-2 | 350690-2 | 350851-2 350570-24 | 64034/-2 350689-24 | | |
| | | | | Brass, Select Gold ² | | 350561-7 | 350690-7 | 350851-7 350570-74 | 350689-74 | | |
| | | | | Phos. Brz., Pre-tin | | 350561-3 | 350690-3 | 350570-34 | 350689-34 | | |
| | | | | Phos. Brz., Select Gold ² | | — | — | 350570-64 | — | | |
| .2-8 24-18 | 1.52-2.54 .060-.100 | 20.06 .790 | — | Brass, Pre-tin | Split | 350699-1 | 350706-1 | — | — | 466320-1 ³ 466320-2 ³ 466320-4 ³ | 90300-2 |
| | | | | Brass, Gold ¹ | | 350699-2 | 350706-2 | — | — | | |
| | | | | Brass, Select Gold ² | | 350699-7 | 350706-7 | — | — | | |
| .2-8 24-18 | 1.52-3.30 .060-.130 | 22.60 .890 | — | Brass, Pre-tin | Ground | 770210-1 | — | — | — | 567216-2 ³ 567216-3 ³ | — |
| | | | | Brass, Pre-tin | | 350218-1 | 350547-1 | 350536-1 | 350550-1 | | |
| .5-2.0 20-14 | 1.52-3.30 .060-.130 | 20.06 .790 | 19.30 .760 | Brass, Gold ¹ | Solid | 350218-2 | 350547-2 | 350536-2 | 350550-2 | 687763-1 ³ 687763-2 ³ 687763-6 ³ | 90296-2 |
| | | | | Brass, Select Gold ² | | 350218-7 | 350547-7 | 350536-7 | 350550-7 | | |
| | | | | Phos. Brz., Pre-tin | | 350218-3 | 350547-3 | 350536-3 | 350550-3 | | |
| | | | | Phos. Brz., Select Gold ² | | 350218-6 | 350547-6 | 350536-6 | 350550-6 | | |
| | | | | Brass, Pre-tin | | 350687-1 | 350705-1 | — | — | | |
| | | | | Brass, Gold ¹ | | 350687-2 | 350705-2 | — | — | | |
| | | | | Brass, Select Gold ² | | 350687-7 | 350705-7 | — | — | | |
| | | | | Brass, Pre-tin | | 350684-1 | 350669-1 | — | — | | |
| | 22.60 .890 | — | Brass, Pre-tin | Ground | 350684-1 | 350669-1 | — | — | | | |

¹Gold Finish—Plated with 0.000762 [.000030] min. gold in mating area and inside wire barrel over 0.00127 [.000050] min. nickel underplate on entire contact.

²Select Gold Finish—Plated with 0.000762 [.000030] min. gold in mating area and inside wire barrel over 0.00127 [.000050] min. nickel underplate on entire contact.

³HDM Applicator part number ending in -1, is used on AMPOMATOR CLS Machine with T or G Terminators, -2 is used on AMP-O-LECTRIC Model K Machine,

-4 & -6 are used on AMP-O-LECTRIC Model G Machine. See pages 72-73 for further information.

⁴Socket Contact—0.254 [.010] stock thickness

Notes:

- AMP recommends split pins be used in housings having 6, 8, 12 and 15 circuits to reduce mating force.
- Phosphor bronze material contacts are available for use in high temperature/humidity cycling applications, consult AMP.

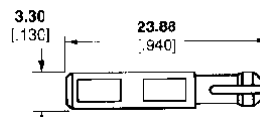
UMNL II Keying Plug/ Splash Proof Sealing Plug

Related Product Data:

Housings—page 55

Instruction Sheets

408-3392



Part Number 770377-1
UL 94V-0 Nylon material



Seal Latch Tool
Part No. 794381-1
IS 408-3392



Contact Extraction Tool
Part No. 318851-1
IS 408-4370



Contact Insertion Tool (For inserting contacts applied to small diameter wire)
Part No. 91002-1
IS 408-7347