

50/60 HZ AC3 DUTY

CATALOG	SINGLE PHASE		THREE PHASE			
	115V	230V	200V	230V	460V	575V
D09	0.5 HP	1 HP	2 HP	2 HP	5 HP	7.5 HP
D12	1 HP	2 HP	3 HP	3 HP	7.5 HP	10 HP
D18	1 HP	3 HP	5 HP	5 HP	10 HP	15 HP

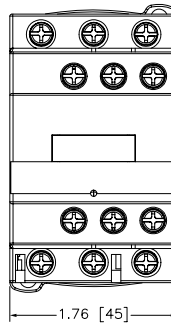
COIL VOLTAGES FOR LC1 D09 TO D80

VOLTS	50/60 HZ CODE (1)	STD. DC (1)	LOW CONSUMPTION DC (1) *
12	-	JD	-
24	B7	BD	BL
48	E7	ED	EL
72	-	SD	SL
110	F7	FD	-
125	-	GD	-
115	FE7	-	-
120	G7	-	-
220	M7	MD	-
230	P7	-	-
240	U7	-	-
250	-	UD	-
380	Q7	-	-
400	V7	-	-
415	N7	-	-
440	R7	RD	-

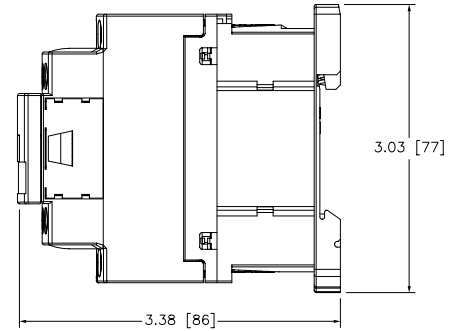
* AVAILABLE IN UP TO 32A MAX

Catalog Number: LC1 D09(1), LC1 D12(1), LC1 D18(1)
 Ratings: LC1 D09-600V/9A, LC1 D12-600V/12A
 UL File/CCN: E48539/NL DX
 CSA File/Class: LR43364/3211 04
 Meets Standards: IEC 60947-4
 Weight: .3kg
 Wire Size: Power 9,12 Amp:#12-#18, 18 Amp:#16-#10 / Control #10-#18
 Termination Method: Screw Clamp
 Terminal torque: 7 LB-IN
 Mounting Hwd.: 35mm DIN rail, #8 screws

CONTACTOR WITH AC COIL



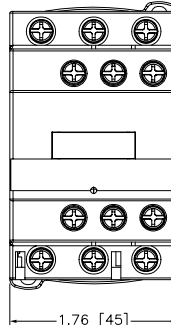
1.76 [45]



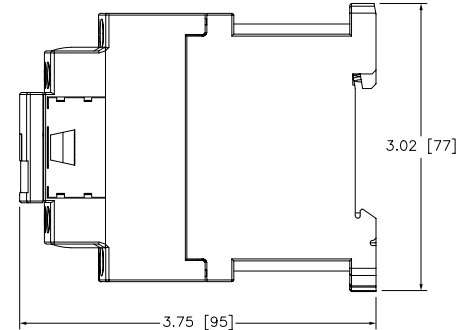
3.03 [77]

3.38 [86]

CONTACTOR WITH DC COIL



1.76 [45]



3.02 [77]

3.75 [95]

THE SQUARE D COMPANY HAS PROPRIETARY RIGHTS TO THE INFORMATION CONTAINED HEREON. THIS INFORMATION REMAINS THE PROPERTY OF SQUARE D COMPANY AND MAY BE USED ONLY IN CONFORMANCE WITH INSTRUCTIONS ISSUED BY SQUARE D COMPANY. USER SHOULD VERIFY DRAWINGS ARE TO THE LATEST/CURRENT REVISION PRIOR TO INCORPORATING IN A DESIGN FILE.

DO NOT SCALE DRAWING
UNLESS OTHERWISE SPECIFIED DIMENSIONS ARE IN INCHES

THIRD ANGLE PROJECTION
TOLERANCES
UNLESS OTHERWISE SPECIFIED
2 PLACE DECIMALS ± .01

IEC CONTACTOR
LC1 D09(1), LC1 D12(1), LC1 D18(1)

SQUARE D COMPANY

DWG# LC1D09_12_18_0_OD
NO.