

4

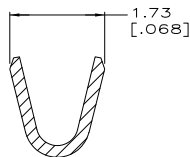
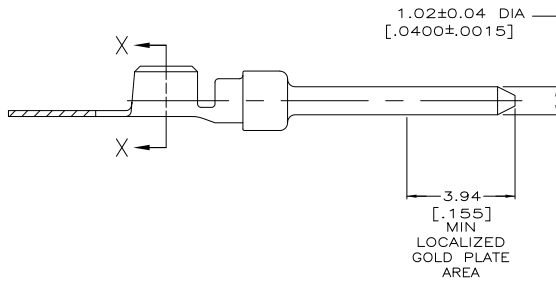
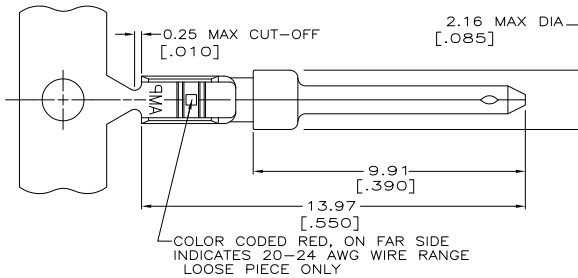
3

2

1

THIS DRAWING IS UNPUBLISHED. RELEASED FOR PUBLICATION.
 BY TYCO ELECTRONICS CORPORATION. ALL INTERNATIONAL RIGHTS RESERVED.

LOC	DIST	REVISIONS		
F	LN	DESCRIPTION	DATE	BY
GP	00			
	BC	REVISED PER ECO-08-011977	24 JUL 08	JDP/CWR



SECTION X-X
 WIRE BARREL
 SCALE 20:1

- 1 FOR MINI-APPLICATOR.
- 2 FOR HAND TOOL USE ONLY.
- 3 FOR STANDARD APPLICATOR PART #566051 & #566110 ONLY.
- 4. WIRE RANGE OF 20-24 AWG, .068 MAX INSULATION DIA.
- 5. GOLD PLATING MAY NOT APPEAR ON CARRIER STRIP.
- 6 GOLD PLATING PER MIL-G-45204.
 NICKEL PLATING PER QQ-N-290.
 TIN PLATING PER MIL-T-10727.
- 7 GOLD PLATED IN LOCALIZED GOLD PLATE AREA AS FOLLOWS:
 0.76µm [.000030] MIN GOLD IN MATED AREA,
 GOLD FLASH ON REMAINDER OF CONTACT, ALL OVER
 1.27µm [.000050] MIN NICKEL UNDERPLATE.
 OR
 GOLD FLASH OVER
 PALLADIUM-NICKEL PLATE, 0.76µm [.000030] MIN TOTAL IN MATED AREA,
 GOLD FLASH ON REMAINDER OF CONTACT, ALL OVER
 1.27µm [.000050] MIN NICKEL UNDERPLATE.
- 8 PLATED WITH GOLD FLASH OVER
 0.76µm [.000030] MIN NICKEL.
- 9 PLATED WITH 2.54µm-5.08µm [.000100-.000200] TIN.
- 10 PLATED WITH GOLD FLASH IN LOCALIZED GOLD PLATE AREA,
 TIN PLATED WIRE BARREL, OVER
 0.76µm [.000030] NICKEL.
- 11 GOLD PLATED IN LOCALIZED GOLD PLATED AREA,
 0.76µm [.000030] GOLD IN MATED AREA,
 TIN PLATED WIRE BARREL, OVER
 1.27µm [.000050] NICKEL.

SUPERSEDED BY 205202-2	STANDARD	△	△	STRIP	2-205202-5
SUPERSEDED BY 205202-6	STANDARD	△	△	STRIP	2-205202-2
SUPERSEDED BY 205202-6	STANDARD	△	△	STRIP	1-205202-4
	STANDARD	△	△	LOOSE PIECE	205202-7
	STANDARD	△	△	STRIP	205202-6
OBSOLETE	STANDARD	△	△	LOOSE PIECE	205202-4
	STANDARD	△	△	STRIP	205202-2
	PACKAGING TYPE	FINISH	USE	TYPE	PART NUMBER

THIS DRAWING IS A CONTROLLED DOCUMENT.		DRN S. WELDON 9-9-88	Tyco Electronics Corporation Harrisburg, PA 17105-3608	
DIMENSIONS: mm [INCHES]		CHK C. RICHARD 9-9-88	PIN CONTACT, SIZE 20 DF, 20-24 AWG, AMPLIMITE	
TOLERANCES UNLESS OTHERWISE SPECIFIED:		APPD V. KUMAR 9-10-88	RESTRICTED TO	
0 PLG ± .-		APPLICATION SPEC: 114-10000	SIZE: A2	CAGE CODE: 00779
1 PLG ± .-		PRODUCT SPEC: -	DRAWING NO: C=205202	
2 PLG ± .-			SCALE: 10:1	
3 PLG ± .-			SHEET: 1 of 1	
4 PLG ± .-			REV: BC	
ANGLES ± .-				
MATERIAL: BRASS PER MIL-C-50	FINISH: SEE TABLE	6	CUSTOMER DRAWING	

1471-9 (1/08)

205202

A