

93.01

Approvals  
(according to type):



RINA cULUS

cULUS Certain relay/socket combinations

**Screw terminal socket 35 mm (EN 60715) mounting**

Supply voltage	Relay type	Socket type
12 V AC/DC	34.51.7.012.xx10	93.01.0.024
24 V AC/DC	34.51.7.024.xx10	93.01.0.024
48 V AC/DC	34.51.7.048.xx10	93.01.0.060
60 V AC/DC	34.51.7.060.xx10	93.01.0.060
(110...125)V AC/DC	34.51.7.060.xx10 or 34.81.7.060.xxxx	93.01.0.125
(220...240)V AC/DC	34.51.7.060.xx10 or 34.81.7.060.xxxx	93.01.0.240
(110...125)V AC/DC*	34.51.7.060.xx10 or 34.81.7.060.xxxx	93.01.3.125*
(220...240)V AC*	34.51.7.060.xx10 or 34.81.7.060.xxxx	93.01.3.240*
(220...240)V AC	34.51.7.060.xx10 or 34.81.7.060.xxxx	93.01.8.240
6 V DC	34.51.7.005.xx10 or 34.81.7.005.xxxx	93.01.7.024
12 V DC	34.51.7.012.xx10	93.01.7.024
24 V DC	34.51.7.024.xx10 or 34.81.7.024.xxxx	93.01.7.024
48 V DC	34.51.7.048.xx10	93.01.7.060
60 V DC	34.51.7.060.xx10 or 34.81.7.060.xxxx	93.01.7.060


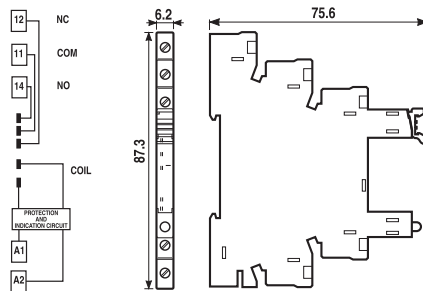
**Accessories**

20-way jumper link	093.20 (see specification next page)
Plastic separator	093.01 (see specification next page)
Sheet of marker tags	093.64 (see specification next page)

**Technical data**

Rated values	6A - 250 V	
Dielectric strength	6 kV (1.2/50 μs) between coil and contacts	
Protection category	IP 20	
Ambient temperature	(-40...+70)°C (U <sub>N</sub> ≤ 60 V), (-40...+55)°C (U <sub>N</sub> > 60 V)	
⊖ Screw torque	Nm	0.5
Wire strip length	mm	10
Max. wire size for 93.01 socket	solid wire	stranded wire
	mm <sup>2</sup>	1x2.5 / 2x1.5
	AWG	1x14 / 2x16

\* Leakage current suppression.



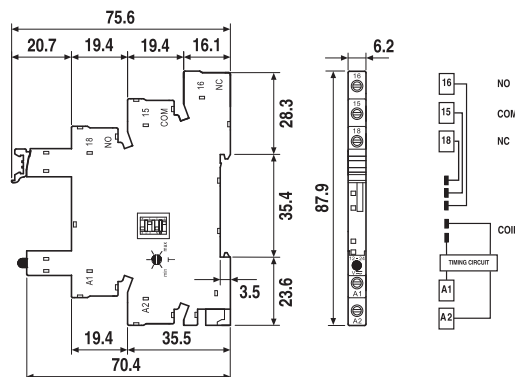
93.21


Approvals  
(according to type):



**Slim timed socket for 34 series (refer to 38 series data sheet for technical data)**

Output	Supply voltage	Type of relay	Type of socket
1 pole 6A, electromechanical relay	12 V AC/DC	34.51.7.012.0010	93.21.0.024
1 pole 6A, electromechanical relay	24 V AC/DC	34.51.7.024.0010	93.21.0.024
1 output 2A 24 V DC, solid state relay	24 V AC/DC	34.81.7.024.9024	93.21.0.024
1 output 2A 240 V AC, solid state relay	24 V AC/DC	34.81.7.024.8240	93.21.0.024






**93.51**  
Approvals  
(according to type):



**UL** US Certain relay/socket combinations



**Screwless terminal socket 35 mm (EN 60715) mounting**

Supply voltage	Relay type	Socket type
12 V AC/DC	34.51.7.012.xx10	93.51.0.024
24 V AC/DC	34.51.7.024.xx10	93.51.0.024
(110...125)V AC/DC	34.51.7.060.xx10 or 34.81.7.060.xxxx	93.51.0.125
(220...240)V AC/DC	34.51.7.060.xx10 or 34.81.7.060.xxxx	93.51.0.240
(110...125)V AC/DC*	34.51.7.060.xx10 or 34.81.7.060.xxxx	93.51.3.125*
(220...240)V AC*	34.51.7.060.xx10 or 34.81.7.060.xxxx	93.51.3.240*
12 V DC	34.51.7.012.xx10	93.51.7.024
24 V DC	34.51.7.024.xx10 or 34.81.7.024.xxxx	93.51.7.024
60 V DC	34.51.7.060.xx10 or 34.81.7.060.xxxx	93.51.7.060

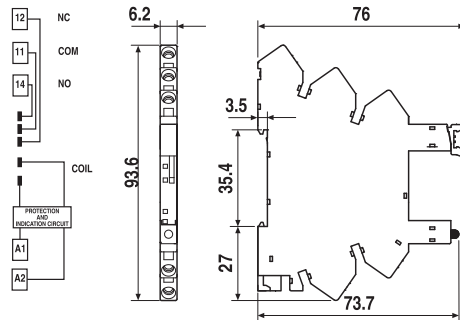
**Accessories**

20-way jumper link	093.20 (see table below)
Plastic separator	093.01 (see table below)
Sheet of marker tags	093.64 (see table below)

**Technical data**

Rated values	6A - 250 V		
Dielectric strength	6 kV (1.2/50 µs) between coil and contacts		
Protection category	IP 20		
Ambient temperature	(-40...+70)°C (U <sub>N</sub> ≤ 60 V), (-40...+55)°C (U <sub>N</sub> > 60 V)		
Wire strip length	mm	10	
Max. wire size for 93.51 socket	solid wire	stranded wire	
	mm <sup>2</sup>	1x2.5	1x2.5
	AWG	1x14	1x14

\* Leakage current suppression.



## Accessories

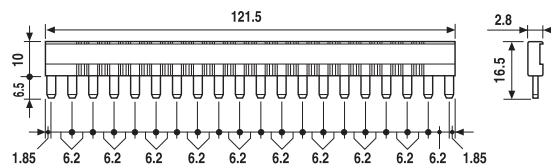


**093.20**

Approvals  
(according to type):



<b>20-way jumper link for 93.01 and 93.51 sockets</b>	093.20 (blue)	093.20.0 (black)
Rated values	36 A - 250 V	




**093.01**

<b>Plastic separator for 93.01 and 93.51 sockets</b>	093.01
--	--------

Thickness 2 mm, required at the start and the end of a group of interfaces.

Can be used for visual separation of groups. Must be used for:

- protective separation of different voltages of neighbouring PLC interfaces according to VDE 0106-101
- protection of cut jumper links



**093.64**

<b>Sheet of marker tags, plastic, 64 tags, 6x10 mm for 93.01 and 93.51 sockets</b>	093.64
--	--------



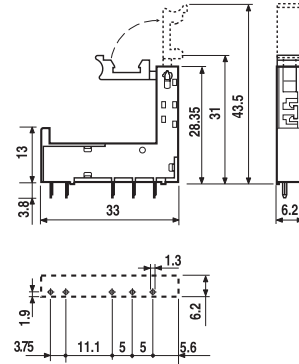
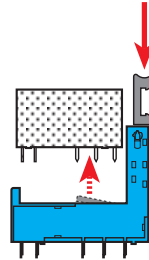
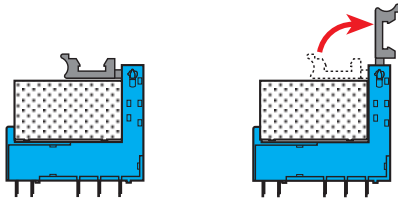
93.11

Approvals  
(according to type):



<b>PCB socket with retaining and release clip</b>	<b>93.11 (blue)</b>
For relay type	34.51, 34.81
<b>Technical data</b>	
Rated values	6 A - 250 V
Dielectric strength	≥ 6 kV (1.2/50 μs) between coil and contacts
Protection category	IP 20
Ambient temperature	°C -40...+70

*Retaining and release clip use:*



Copper side view

