



## MBA Ø 22 panel mounted timers MBA3F Part number 88901302



### Solid state output

- Panel-mounted pushbutton-type timer
- Function A delay on energisation
- 10 timing ranges: 0.05 s to 60 min
- Supply 24 V DC and 110 →240 V DCAC 50 →60 Hz
- Fast adjustment of timing period on PLCs (compatible with IEC1131)
- IP 65

	Type	Functions	Time ranges	Output	Nominal rating	Supply voltage
88901308	MBA2F	A	0,1 s →1 s	solid state	400 mA	100 →240 V AC/DC
88901328	MBA2F	A	0,5 s →10 s	solid state	400 mA	100 →240 V AC/DC
88901348	MBA2F	A	3 s →60 s	solid state	400 mA	100 →240 V AC/DC
88901378	MBA2F	A	0,5 min →10 min	solid state	400 mA	100 →240 V AC/DC
88901398	MBA2F	A	3 min →60 min	solid state	400 mA	100 →240 V AC/DC
88901302	MBA3F	A	0,1 s →1 s	State	200 mA	24 V DC
88901322	MBA3F	A	0,5 s →10 s	State	200 mA	24 V DC
88901342	MBA3F	A	3 s →60 s	State	200 mA	24 V DC
88901372	MBA3F	A	0,5 min →10 min	State	200 mA	24 V DC
88901392	MBA3F	A	3 min →60 min	State	200 mA	24 V DC

### Repetition accuracy (with constant parameters)

Display precision	± 5%
Maximum reset time by de-energisation MBA3F during timed delay	7 ms
Maximum reset time by de-energisation MBA3F after timing	5 ms
Maximum reset time by de-energisation MBA2F after timing	60 ms
Maximum reset time by de-energisation MBA2F after timing	30 ms

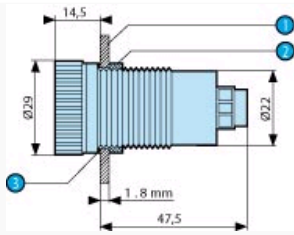
### Solid state open collector PNP output

Voltage drop at terminals	MBA2F: ≤ 5 V AC MBA3F: ≤ 3 V DC
Nominal rating	MBA2F: 400 mA at 200°C (derating 5 mA/°C) MBA3F: 200 mA at 20 °C (derating 1.5 mA/°C)
Leakage current	MBA2F: ≤ 5 mA AC MBA3F: ≤ 0,1 mA DC
Electrical life (number of operations)	> 10 <sup>8</sup>
Protection against polarity inversions	■
Protection against load short circuits	■

### Display of output state by LED: output in operation

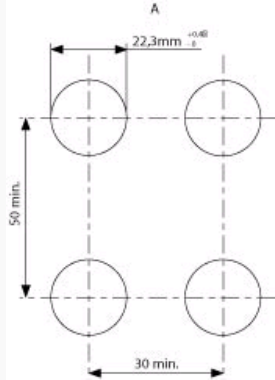
Display of output state by LED: Power on	■
Dielectric strength (V rms)	1500 V / 50 Hz / 1 min
Ripple	± 10%
Temperature limits use (°C)	-20 →+60
Temperature limits stored (°C)	-20 →+80
Varistor protection against overvoltage	■
Drift Temperature	+/- 0,05%/°C
Drift Voltage	+/- 0,2%/V
Conformity to standards VDE 0435 / ICE 255 / ICE 1131 / ICE 801 4	■
Protection class according to NFC C 20010-IEC 529-DIN 40050 Panel-mounted	IP65
Protection class according to NFC C 20010 - IEC 529 - DIN 40050 Terminal	IP10
Housing material	Self-extinguishing
Terminal capacity Single-wire	1 x 4 mm <sup>2</sup>
Terminal capacity Multi-wire with ferrule	1 x 2,5 mm <sup>2</sup>
Terminal screws	M3
Tightening torque (Nm)	0,5 Nm
Weight (g)	27

### Dimension Diagram :



N°	Legend
1	Panel
2	Nut
3	Sealing ring

**Dimension Diagram : Découpe panneau**



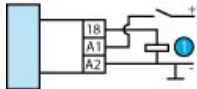
**Curves : \*\*\* TRADUCTION MANQUANTE \*\*\***



**Function A**

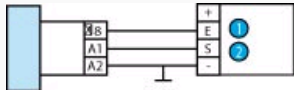
Delay on energisation

**: Version 24 V DC on relay**



N°	Legend
1	*** TRADUCTION MANQUANTE ***

**: Version 24 V DC on PLC**



N°	Legend
1	*** TRADUCTION MANQUANTE ***
2	*** TRADUCTION MANQUANTE ***