

NH DIN Dual Indication Fuse Links

NH

With Insulated Metal Gripping Lugs

Class of Operation gL/gG, 400V AC, 2 to 630 Amps

Sizes 000 to 3



CATALOGUE SYMBOL: (amp)NHG(Size)BI-400

HRC FUSE LINKS

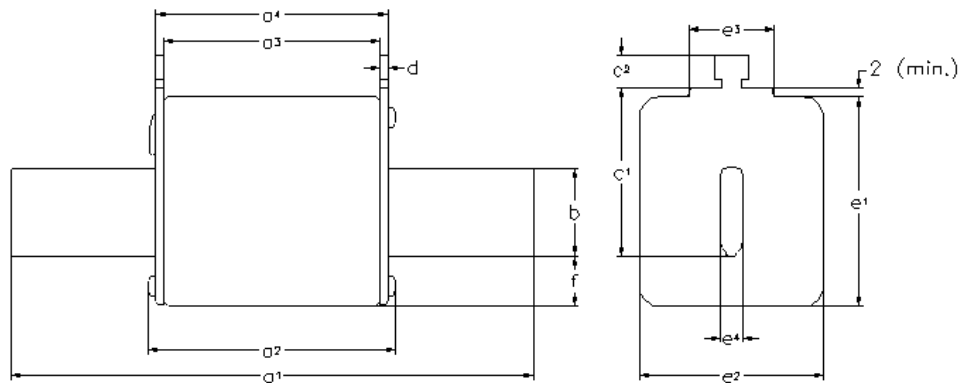
CLASS OF OPERATION gL/gG

400V AC

2 to 630 AMPS

SIZES 000 to 3

Dimensional Data



Size a	a1	a2 (max)	a3	a4	b (nom)	c1(± 8)	c2 (nom)	D (nom)	e1 (max)	e2 (max)	e3 (max)	e4 (nom)	f (max)
000	78.5 ± 1.5	54	45 ± 1.5	49 ± 1.5	15	35	10	2 ± 0.5	41	21	21	6	8
00	78.5 ± 1.5	54	45 ± 1.5	49 ± 1.5	15	35	10	2 ± 0.5	48	30	25	6	15
01	135 ± 2.5	75	62 ± 2.5	68 ± 2.5	15	40	11	2.5 ± 0.5	48	30	25	6	15
1	135 ± 2.5	75	62 ± 2.5	68 ± 2.5	20	40	11	2.5 ± 0.5	53	52	25	6	15
02	150 ± 2.5	75	62 ± 2.5	68 ± 2.5	20	48	11	2.5 ± 0.5	53	52	25	6	15
2	150 ± 2.5	75	62 ± 2.5	68 ± 2.5	25	48	11	2.5 ± 0.5	61	60	25	6	15
03	150 ± 2.5	75	62 ± 2.5	68 ± 2.5	25	60	11	2.5 ± 0.5	61	60	25	6	15
3	150 ± 2.5	75	62 ± 2.5	68 ± 2.5	32	60	11	3 ± 0.5	76	75	25	6	18

Standards/

Approvals:

IEC 60269, VDE0636,
DIN 43 620 Part 1 to 4.

Description:

A square bodied range of industrial fuse links for a wide variety of applications.

Packaging:

All fuse links are packed in 3's.

Technical Data:

Rated Voltage:

400V AC

Rated Breaking Capacity:

120kA

Rated Frequency:

50Hz

Operating Frequency:

45-62 Hz

Design -Insulator:

Steatite

-Metal Parts:

Corrosion-proof (aluminium)

Contact Blade:

Full contact blades,
Silver plated copper

Environmental:

100% recyclable

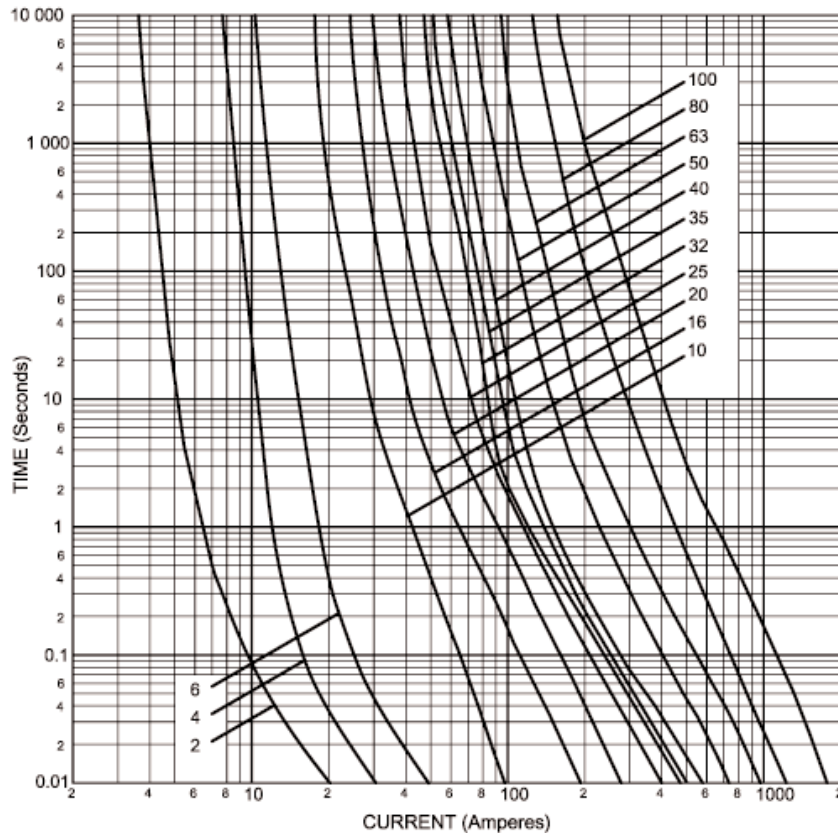
Cadmium & lead free for sizes 000 to 3
(2A to 630A)

NH DIN Dual Indication Fuse Links

Class of Operation gL/gG, 400V AC, 2 to 100 Amps
Sizes 000

NH

Time Current Characteristics for Size 000



Size 000 Details:

Standards/Approvals:

IEC60269, DIN 43 620, VDE0636

Rated Currents:

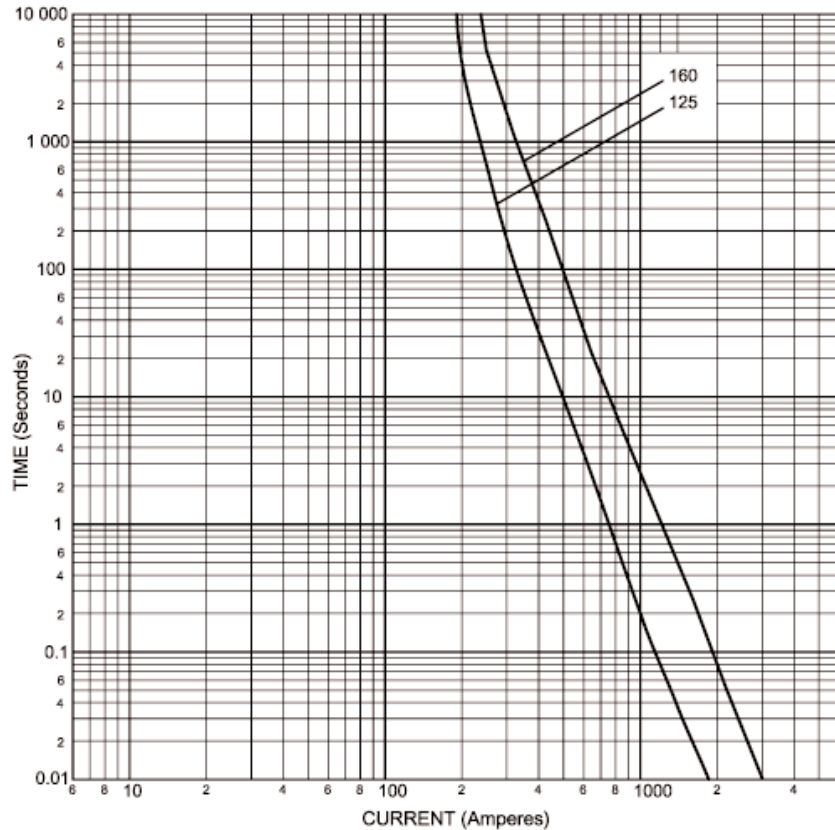
2, 4, 6, 10, 16, 20, 25, 32, 35, 40, 50, 63, 80 & 100 Amps

Part Number	Amp Rating	I ² t(Ampere ² seconds)		Watts Loss	Net weight per fuse	Rated Voltage
		Minimum Pre-arcing	I ₁ 120kA @ 400Vac			
2NHG000B-400	2	4	6	3.9		
4NHG000B-400	4	6	12	1.4		
6NHG000B-400	6	14	21	2.2		
10NHG000B-400	10	58	174	1.5		
16NHG000B-400	16	234	800	2.3		
20NHG000B-400	20	584	1800	2.2		
25NHG000B-400	25	1000	2800	3.1		
32NHG000B-400	32	2400	7200	2.8		
35NHG000B-400	35	2900	8500	2.8		
40NHG000B-400	40	4000	12300	3.0		
50NHG000B-400	50	4000	13600	3.4		
63NHG000B-400	63	6000	20400	4.5		
80NHG000B-400	80	9900	35700	4.7		
100NHG000B-400	100	18100	39800	5.3		

NH DIN Dual Indication Fuse Links
 Class of Operation gL/gG, 400V AC, 125 & 160 Amps
 Sizes 00

NH

Time Current Characteristics for Size 00



Size 00 Details:
Standards/Approvals: IEC60269, DIN 43 620, VDE0636
Rated Currents: 125 & 160 Amps

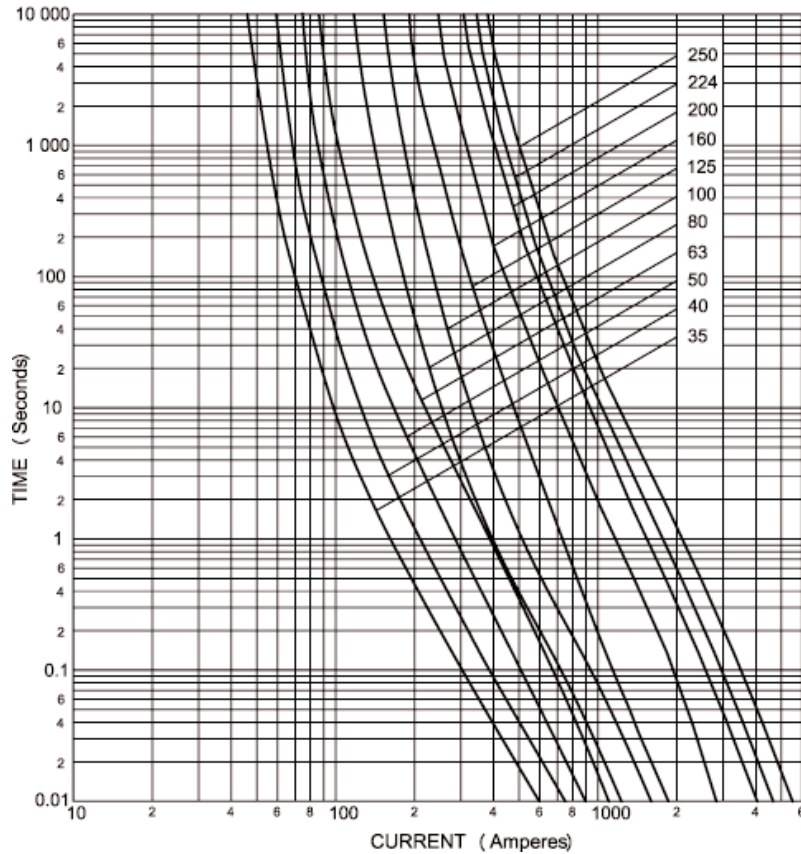
Part Number	Amp Rating	I ² t(Ampere ² seconds)		Watts Loss	Net weight per fuse	Rated Voltage
		Minimum Pre-arcing	I ₁ 120kA @ 400Vac			
125NHG00B-400	125	25000	80000	8.0	0.185 kg	400Vac
160NHG00B-400	160	60000	126000	7.8		

NH DIN Dual Indication Fuse Links

Class of Operation gL/gG, 400V AC, 35 to 250 Amps
 Sizes 01 & 1

NH

Time Current Characteristics for Size 01 & 1



Size 01 & 1 Details:

Standards/Approvals:

IEC60269, DIN 43 620, VDE0636

Rated Currents:

35, 40, 50, 63, 80, 100, 125, 160, 200, 224 & 250 amps

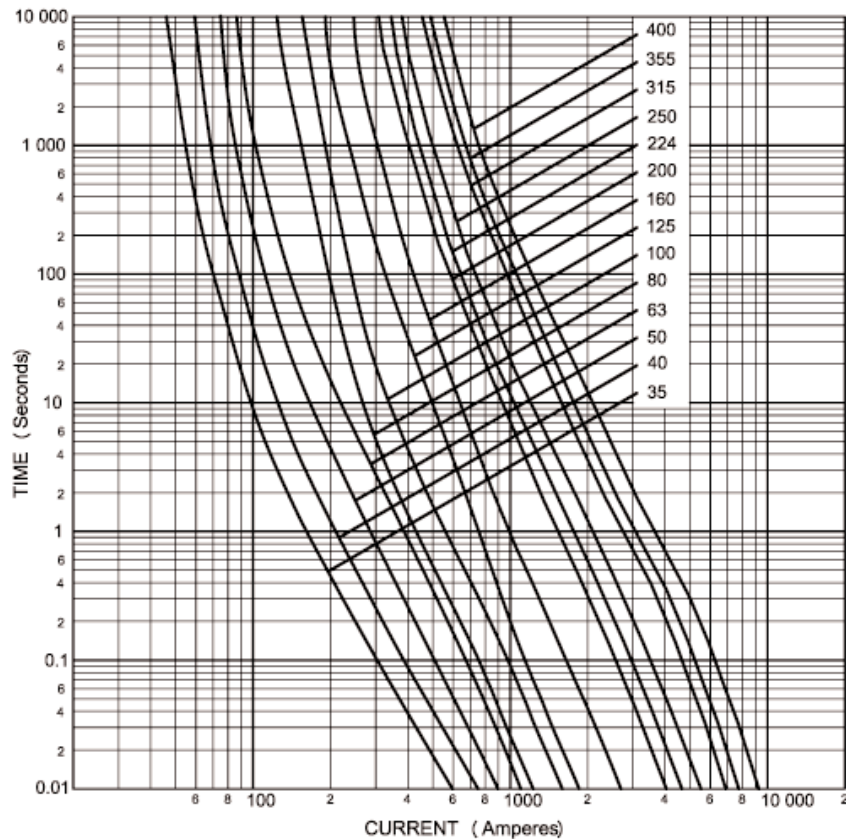
Part Number	Amp Rating	I ² t(Ampere ² seconds)		Watts Loss	Net weight per fuse	Rated Voltage	
		Minimum Pre-arcing	I ₁ 120kA @ 400Vac				
35NHG01B-400	35	2400	7600	4.9	0.269kg	400Vac	
40NHG01B-400	40	3300	10600	5.0			
50NHG01B-400	50	4200	10400	4.7			
63NHG01B-400	63	6600	16300	5.6			
80NHG01B-400	80	9600	33600	5.6			
100NHG01B-400	100	16000	56000	6.8			
125NHG01B-400	125	24000	86400	8.8			
160NHG01B-400	160	53000	111300	8.9			
200NHG1B-400	200	89000	232000	12.0			0.387kg
224NHG1B-400	224	119000	322000	12.0			
250NHG1B-400	250	171000	479000	14.0			

NH DIN Dual Indication Fuse Links

Class of Operation gL/gG, 400V AC, 35 to 400 Amps
 Sizes 02 & 2

NH

Time Current Characteristics for Size 02 & 2



Size 02 & 2 Details:
Standards/Approvals: IEC60269, DIN 43 620, VDE0636
Rated Currents: 35, 40, 50, 63, 80, 100, 125, 160, 200, 224, 250, 315, 355 and 400 Amps

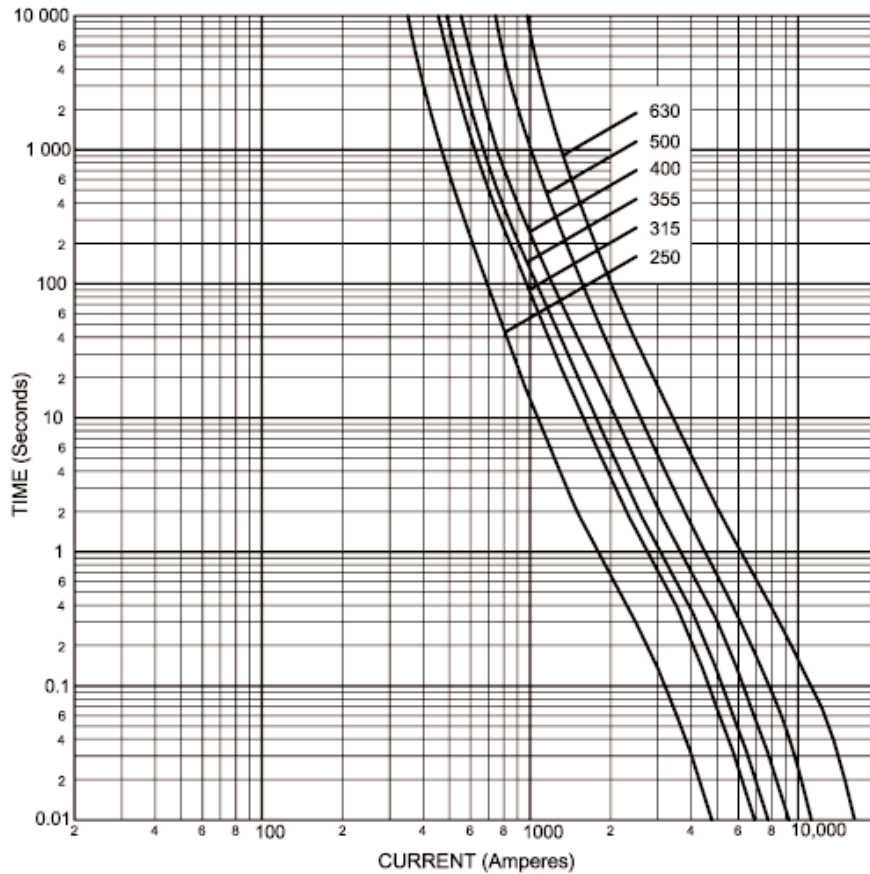
Part Number	Amp Rating	I ² t(Ampere ² seconds)		Watts Loss	Net weight per fuse	Rated Voltage
		Minimum Pre-arcing	I ₁ 120kA @ 400Vac			
35NHG02B-400	35	2400	7600	4.4	0.402kg	400Vac
40NHG02B-400	40	3300	10600	5.0		
50NHG02B-400	50	4200	10400	6.5		
63NHG02B-400	63	6600	16300	5.5		
80NHG02B-400	80	10000	34800	5.5		
100NHG02B-400	100	16000	56000	6.6		
125NHG02B-400	125	24000	86400	8.7		
160NHG02B-400	160	50000	185000	10.0		
200NHG02B-400	200	89000	232000	12.0		
224NHG02B-400	224	119000	322000	12.0		
250NHG02B-400	250	171000	479000	14.0		
315NHG2B-400	315	280000	924000	19.0	0.630kg	
355NHG2B-400	355	350000	1155000	22.0		
400NHG2B-400	400	504000	1673100	24.0		

NH DIN Dual Indication Fuse Links

Class of Operation gL/gG, 400V AC, 250 to 630 Amps
 Sizes 03 & 3

NH

Time Current Characteristics for Size 03 & 3



Size 03 & 3 Details:
Standards/Approvals: IEC60269, DIN 43 620, VDE0636
Rated Currents: 250, 315, 355, 400, 500 and 630 Amps

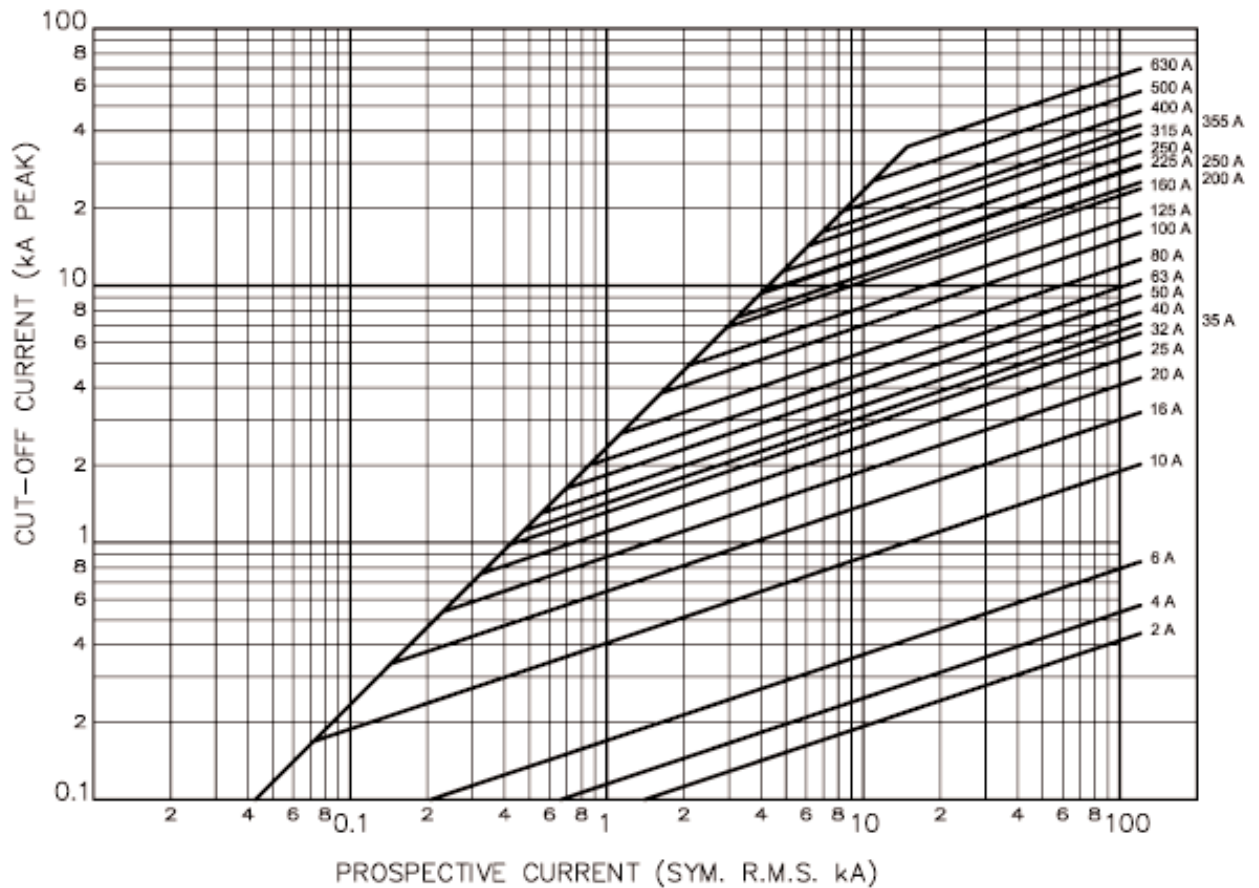
Part Number	Amp Rating	I ² t(Ampere ² seconds)		Watts Loss	Net weight per fuse	Rated Voltage
		Minimum Pre-arcing	I ₁ 120kA @ 400Vac			
250NHG03B-400	250	115000	379500	18.0	0.634kg	400Vac
315NHG03B-400	315	280000	924000	19.0		
355NHG03B-400	355	350000	1155000	22.0		
400NHG03B-400	400	504000	1663000	24.0		
500NHG3B-400	500	686000	2605000	30.0	1.043kg	
630NHG3B-400	630	1590000	6201000	36.0		

NH DIN Dual Indication Fuse Links

Class of Operation gL/gG, 400V AC, 2 to 630 Amps

NH

Cut off Current Characteristics



Size 000 to 3 Details:
Standards/Approvals:
Rated Currents:

IEC60269, DIN 43 620, VDE0636 Part 1
2 to 630 amps

