



5.7" HG2G Basic OI Touchscreens



NEW 5.7" TFT Color LCD OI Touchscreen

- 256 Color
- Operating Voltage: 12-24 VDC
- Super Bright LCD Screen: 400 cd/m²
- USB mini B port
- Approvals: UL508, CSA C22.2 No.142
- Built-in Ethernet Port (optional)
- RS232,RS485, and RS422 Compatible
- Analog Touch Panel
- Power LED Indicator
- Supports IDEC and other brand PLC Manufacturers

5.7" STN Mono LCD OI Touchscreen

- 15 level Monochrome
- Operating Voltage: 12 or 24 VDC
- Super Bright LCD Screen: 500 cd/m²
- Approvals: UL508, UL1604, CSA C22.2 No.142 / No. 213
- Built-in Ethernet Port (optional)
- RS232,RS485, and RS422 Compatible
- Analog Touch Panel
- Power LED Indicator
- Supports IDEC and other brand PLC Manufacturers



Specifications

General Specifications

Model	HG2G-5S (color)	HG2G-SB (monochrome)	
Rated Power Voltage	12V-24VDC	24V DC	12V DC
Power Voltage Range	10.2 to 28.8V DC	20.4 to 28.8V DC	10.2 to 18.0V DC
Power Consumption	8W maximum	10W maximum	
Allowable Momentary Power Interruption	10 ms maximum		
Inrush Current	40A maximum	20A maximum	40A maximum
Dielectric Strength	1,000V AC, 10 mA, 1 minute between power and FG terminals		
Insulation Resistance	50 MΩ minimum between power and FG terminals (500 V DC megger)		
Operating Temperature	0 to +50°C (no freezing)		
Operating Humidity	10 to 90% RH (no condensation)		
Storage Temperature	-20 to +60°C (no freezing)		
Storage Humidity	10 to 90% RH (no condensation)		
Pollution Degree	2		
Vibration Resistance	5 to 8.4 Hz amplitude 3.5 mm, 8.4 to 150 Hz, acceleration 9.8 m/s ² 10 cycles (100 minutes) on each of three mutually perpendicular axes		
Shock Resistance	147 m/s ² , 11 ms 5 shocks on each of three mutually perpendicular axes		
Noise Immunity	Fast transient/burst test, Power terminals: ±2 kV, Communication line: ±1 kV (IEC/EN61000-4-4)		
Electrostatic Discharge	ESD-3 (RH-1) Level 3 (Contact ±6 kV, air ±8 kV) (IEC/EN61000-4-2)		
Corrosion Immunity	Free from corrosive gases		
Mounting	Panel mounting		
Degree of Protection *1	IP66 (IEC 60529) (front part when mounted)	IP65 (IEC 60529) (front part when mounted), Type 13	
Dimensions	167.2W ×134.7H ×40.9D mm		
Weight (approx.)	0.5 kg		

*1 Protection degree of the front surface after proper mouting on adequate panel.

Display Specifications

Model	HG2G-5S (color)	HG2G-SB (monochrome)
Display Color	TFT Color LCD	STN monochrome LCD
Color/Shade	256 colors	15 shades
Effective Display Area	115.2W × 86.4H mm	
Display Resolution	320W × 240H pixels	
View Angle	Right and left 70°, up 70°, down 60°	
Contrast Adjustment	Adjustable from the front of the panel	
Backlight	LED	CCFL
Backlight Life *2	50,000 hours minimum	75,000 hours minimum
Backlight Control	Configurable: Always on or Auto Shut off	
Brightness *3	400 cd/m ²	500 cd/m ²
Brightness Adjustment	32 scales	

*2 The backlight life refers to the time until the surface brightness reduces by half after continuous use at 25°C.

*3 Brightness of the LCD only.

Function Specifications

Screen Types	Base screen, sub screen, system screen
No. of Screens	Base screen: 3,000 max. Sub screen: 3,015 max.
User Memory	2 MB (including expansion fonts)
Parts	Bit Button, Word Button, Goto Screen, Key Button, Multi Button, Keypad, Selector Switch, Potentiometer, Numerical Input, Character Input, Pilot Lamp, Multi-State Lamp, Picture Display, Message Display, Message Switching Display, Alarm List Display, Alarm Log Display, Numerical Display, Bar Graph, Trend Chart, Pie Chart, Meter, Calendar, Bit Write Command, Word Write Command, Goto Screen Command, Screen Script Command, Multi Command, Timer
Calendar *4	Year, Month, Day, Hour, Min., Sec., Day of Week, ±60 sec per month (at 25 °C)
Power Failure Backup Data *4	Calendar, log data, keep internal relay, keep internal register
Battery Life *4	4 years (at 25°C) (1-year warranty)

*4 Not available on HG2G-5ST22VF models (color units without ethernet).

Part Numbers & Dimensions on following page

Part Numbers

Operator Interface

Display Type	Rated Voltage	Ethernet Port	Body Color	Part Number	
New 5.7" TFT 256 Color LCD	12-24V DC	Yes	Light gray	HG2G-5ST22TF-W	
			Black	HG2G-5ST22TF-B	
			Silver	HG2G-5ST22TF-S	
		No *	Light gray	HG2G-5ST22VF-W	
				Black	HG2G-5ST22VF-B
				Silver	HG2G-5ST22VF-S
5.7" STN Monochrome LCD	24V DC	Yes	Light gray	HG2G-SB22TF-W	
			Black	HG2G-SB22TF-B	
			Silver	HG2G-SB22TF-S	
		No	Light gray	HG2G-SB22VF-W	
				Black	HG2G-SB22VF-B
				Silver	HG2G-SB22VF-S
5.7" STN Monochrome LCD	12V DC	Yes	Light gray	HG2G-SB21TF-W	
			Black	HG2G-SB21TF-B	
			Silver	HG2G-SB21TF-S	
		No	Light gray	HG2G-SB21VF-W	
				Black	HG2G-SB21VF-B
				Silver	HG2G-SB21VF-S

* HG2G-5ST22VF models (color without ethernet) do not support Power Failure Backup Data.

HG2G Series to IEC PLC Communication Cable

IEC PLC	Communication Type	Link Unit Used	Part Number/Note
MicroSmart/ Pentra MicroSmart (FC5A/FC4A)	RS232	Built-in Port	HG9Z-AC102
		FC4A-PC1/HPC1	HG9Z-AC102
		FC5A-SIF2	Use shielded pair
	RS485	FC4A-PC2/HPC2	HG9Z-AC172
		FC4A-PC3/HPC3	Use shielded pair
		Ethernet (1:1) *	FC4A-SX5ES1E
OpenNet Controller	RS232	Built-in Port	HG9Z-AC162
	RS485	Built-in Port	Use shielded pair
	Ethernet (1:1) *	FC4A-SX5ES1E	Use CAT 5 ethernet crossover cable

* For 1:1 direct connection. If using a network hub, use CAT 5 straight cable.

Note: For additional cables or other PLC manufacturers, refer to WindO/I-NV2 Users Manual.

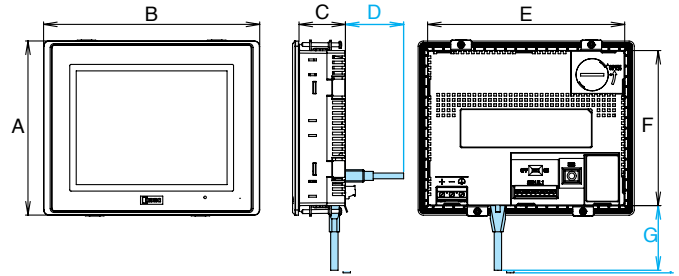
Software & Programming Cable

Description	Part Number
Software: Automation Organizer Software Suite -programming software WindLDR (for PLCs), WindO/I-NV2 (for touchscreens), WindCFG	SW1A-W1C
Cable: Programming cable for HG2G STN Monochrome display (8 Pin Mini Din port)	HG9Z-XCM1A or FC2A-KC4C
Programming cable for HG2G TFT Color Display (USB miniB port)	HG9Z-XCM2A

Accessories

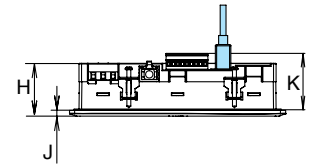
Accessory	Description	Part Number
Mounting Cut-out Adaptor	Mount HG2G in HG2F panel cutout	HG9Z-2A1
	Mount HG2G in Proface panel cutout	HG9Z-2A2
USB Panel-Mount Extension cable	Extension for USB-mini port (5.7" TFT Color only)	HG9Z-XCE21
Protective Cover	Protective cover (min. 3 pcs.)	HG9Z-2E2
Protective Sheet	Protective sheet (min. 5 pcs.)	HG9Z-2D5
Mounting Clips	Replacement clips (min. 10 pcs.)	SLD-K02
Battery	Replacement Lithium Battery	HG9Z-XR1
Terminal Block	Replacement Terminal block for HG2G Host communication port	HG9Z-XT09
O/I Link Unit	For O/I Link Communication (link HG#G Series only)	HG9Z-2G1

Dimensions (mm)

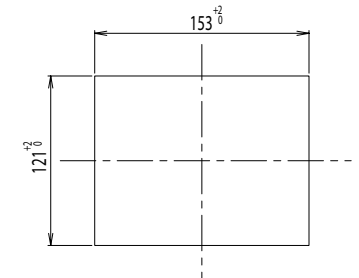


Dimension Table (mm)

	Color HG2G-5S	Monochrome HG2G-SB
A	134.7	134.7
B	167.2	167.2
C	35.9	35.9
D	45.0	60.0
E	152.5	152.5
F	120.0	120.0
G	50.0	50.0
H	40.9	35.9
J	5.0	5.0
K	43.6	40.1



Panel Cut-out (mm)



IDEC Corporation • 1175 Elko Drive • Sunnyvale, CA 94089
800-262-IDEC (4332) • Fax: 408-745-5258 • www.IDEC.com/usa

©2011 IDEC Corporation. All Rights Reserved. 07/11 PDF only