




# Switchcraft®

[Previous Page](#) | [Return to Index](#) | [Next Page](#)



## MULTIPLE STATION SWITCHES

### DW MULTI-SWITCH SERIES 66000 and 67000

#### 1. DW MULTI-SWITCH

2. Squeeze upper and lower surfaces of pushbutton and pull free of plungers.

3. Next, grasp lamp with lamp removal tool or fingertips and snap-out. Replace lamp and pushbutton. Finished in seconds!

[click here to download a schematic drawing](#)

(you will need to have Adobe Acrobat installed on your system to do this)



Series 66000 (non-illuminated) and 67000 (illuminated) can be supplied with up to 18 stations, including a square white pushbutton Part Number DW305 at each station. Contacts and ratings are the same as for Series 65000. Lamp sockets (67000) at each station accept 6V to 28V T 1-3/4 flange base lamps (not supplied). Mounts with 2 #6-32 machine screws (not supplied). See page 322 for pushbutton data. Accessories include solenoid release, ganged assemblies, T1 lamp adapter, and metal barriers (between stations). PC and wire-wrapping terminals are also available. Contact Switchcraft.

## NON-ILLUMINATED DW MULTI-SWITCH SWITCHES

Switchcraft offers DW Multi-Switch switches, Series 70000 and 71000 with crossbar plungers which accept a wide variety of Switchcraft and industry pushbuttons. Contact Switchcraft for specifying assistance.

## SERIES DW40 COLOR INSERTS

Many unusual lighting effects can be created using DW40 color inserts. Molded from dimensionally stable, high-temperature plastic in six standard colors, inserts slip into standard Series DW300 pushbuttons providing unusual latitude in custom designing color and legend effects. With no wear from finger-tips, legend life is virtually unlimited.

Part No.	Color	Part No.	Color	Part No.	Color
DW41~	Red	DW44~	Blue	DW47~	Orange
DW43~	Green	DW45~	White	DW48~	Yellow

~ Special order only; Contact Switchcraft for price and delivery information.

## SERIES DW300 PUSHBUTTONS (DW305 supplied standard)

Part No.	Color*	Part No.	Color*	Part No.	Color*
DW301	Red	DW304	Blue	DW312	Clear
DW302	Black	DW305	White	DW313	Amber
DW303	Green	DW308	Yellow	DW316	"Black-Screen"

## Part Numbers / 2-C PER STATION\*

Interlock with Lock-Out	Non-Lock	Push-Lock/ Push-Release	Number of Stations**
67021K506***	67022506***	67027506***	2
67041K506***	67042506***	67047506***	4
67061K506***	67062506***	67067506***	6
67081K506***	67082506***	67087506***	8
67101K506***	67102506***	67107506***	10
67121K506***	67122506***	67127506***	12

### Part Numbers / 4-C PER STATION\*

67021K512***	67022512***	67027512***	2
67041K512***	67042512***	67047512***	4
67061K512***	67062512***	67067512***	6
67081K512***	67082512***	67087512***	8
67101K512***	67102512***	67107512***	10
67121K512***	67122512***	67127512***	12


\* Switches with all-lock function are available on special order.

\*\* Odd number of stations (3, 5, 7, 9, 11) are available. Switches with 13 through 18 stations also available. Contact Switchcraft.

\*\*\* Special order only; Contact Switchcraft for price and delivery information.

[Previous Page](#) | [Return to Index](#) | [Next Page](#)

**To search a category please click on the corresponding icon:**



| [Connectors](#) | [Jacks and Plugs](#) |

| [Patch Panels, Patch Kits & Jackfields](#) | [Cable Assemblies and Patch Cords](#) | [Switches](#) |

**All products shown are covered by Switchcraft's limited lifetime warranty.**

| [Switchcraft home](#) |

[About Us](#) | [Products](#) | [What's New](#) | [Search](#) | [Contact Us](#)