

FEATURES

- **LOW INTERMODULATION DISTORTION** ■ **HIGH GAIN**
 IM3=-45 dBc at Pout= 35.0dBm G1dB=8.0dB at 6.4GHz to 7.2GHz
 Single Carrier Level
- **HIGH POWER** ■ **BROADBAND INTERNALLY MATCHED**
 P1dB=45.5dBm at 6.4GHz to 7.2GHz ■ **HERMETICALLY SEALED PACKAGE**

RF PERFORMANCE SPECIFICATIONS (Ta= 25°C)

CHARACTERISTICS	SYMBOL	CONDITIONS	UNIT	MIN.	TYP.	MAX.
Output Power at 1dB Gain Compression Point	P1dB	VDS= 10V f = 6.4 to 7.2GHz	dBm	45.0	45.5	—
Power Gain at 1dB Gain Compression Point	G1dB		dB	7.0	8.0	—
Drain Current	IDS1		A	—	8.0	9.0
Gain Flatness	ΔG		dB	—	—	±0.8
Power Added Efficiency	ηadd		%	—	37	—
3rd Order Intermodulation Distortion	IM3	Two Tone Test Po=35.0dBm	dBc	-42	-45	—
Drain Current	IDS2	(Single Carrier Level)	A	—	8.0	9.0
Channel Temperature Rise	ΔTch	(VDS X IDS + Pin - P1dB) X Rth(c-c)	°C	—	—	100

Recommended Gate Resistance(Rg) : 28 Ω (Max.)

ELECTRICAL CHARACTERISTICS (Ta= 25°C)

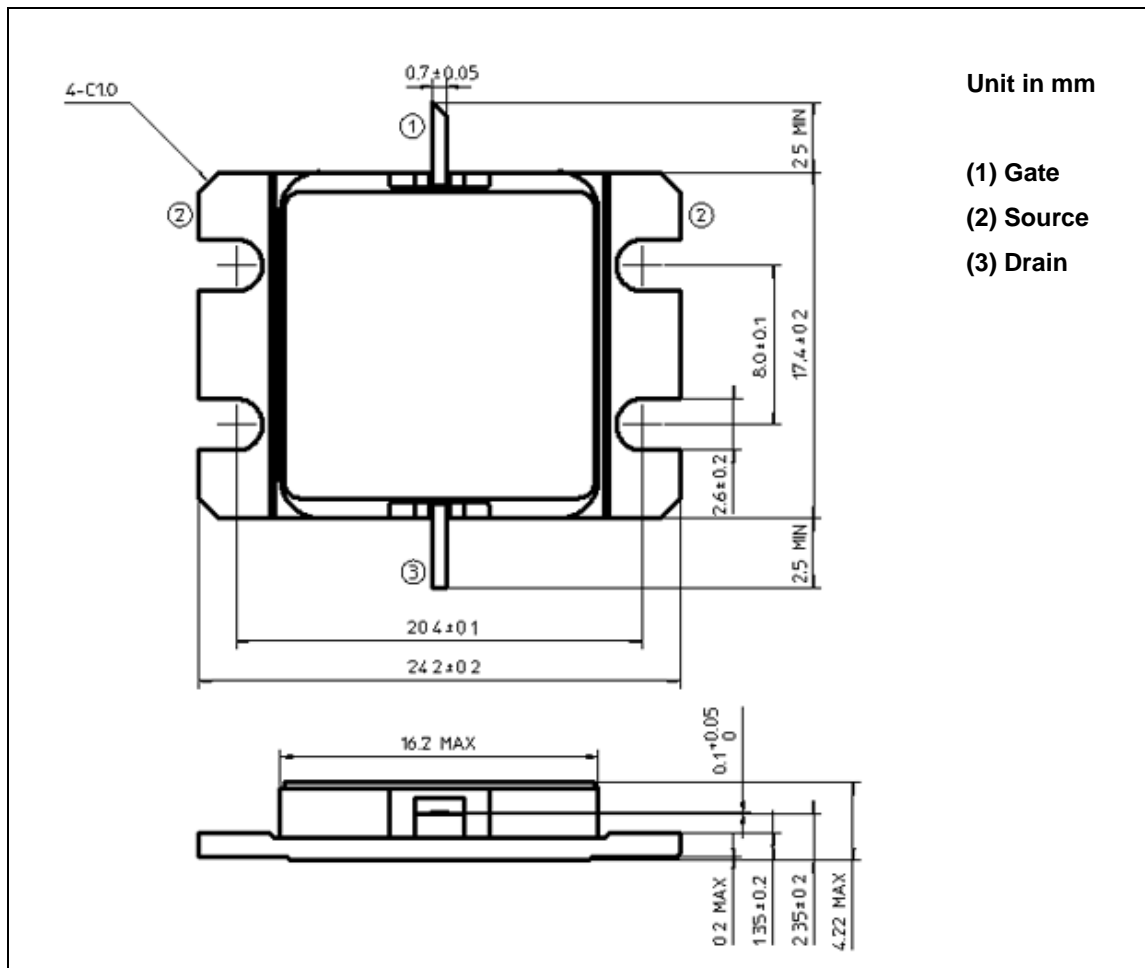
CHARACTERISTICS	SYMBOL	CONDITIONS	UNIT	MIN.	TYP.	MAX.
Transconductance	gm	VDS= 3V IDS= 10.5A	mS	—	6500	—
Pinch-off Voltage	VGSoff	VDS= 3V IDS= 140mA	V	-1.0	-2.5	-4.0
Saturated Drain Current	IDSS	VDS= 3V VGS= 0V	A	—	20	26
Gate-Source Breakdown Voltage	VGSO	IGS= -420μA	V	-5	—	—
Thermal Resistance	Rth(c-c)	Channel to Case	°C/W	—	1.0	1.3

◆ The information contained herein is presented only as a guide for the applications of our products. No responsibility is assumed by TOSHIBA for any infringements of patents or other rights of the third parties which may results from its use. No license is granted by implication or otherwise under any patent or patent rights of TOSHIBA or others.

The information contained herein is subject to change without prior notice. It is therefor advisable to contact TOSHIBA before proceeding with design of equipment incorporating this product.

ABSOLUTE MAXIMUM RATINGS (Ta= 25°C)

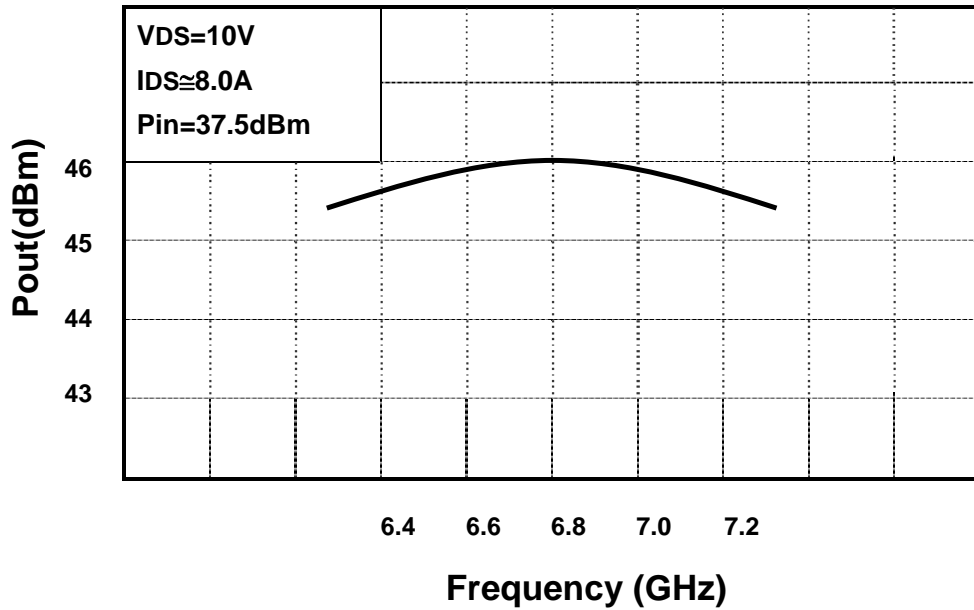
CHARACTERISTICS	SYMBOL	UNIT	RATING
Drain-Source Voltage	VDS	V	15
Gate-Source Voltage	VGS	V	-5
Drain Current	IDS	A	20
Total Power Dissipation (Tc= 25 °C)	PT	W	115.4
Channel Temperature	Tch	°C	175
Storage Temperature	Tstg	°C	-65 to +175

PACKAGE OUTLINE (2-16G1B)**HANDLING PRECAUTIONS FOR PACKAGE MODEL**

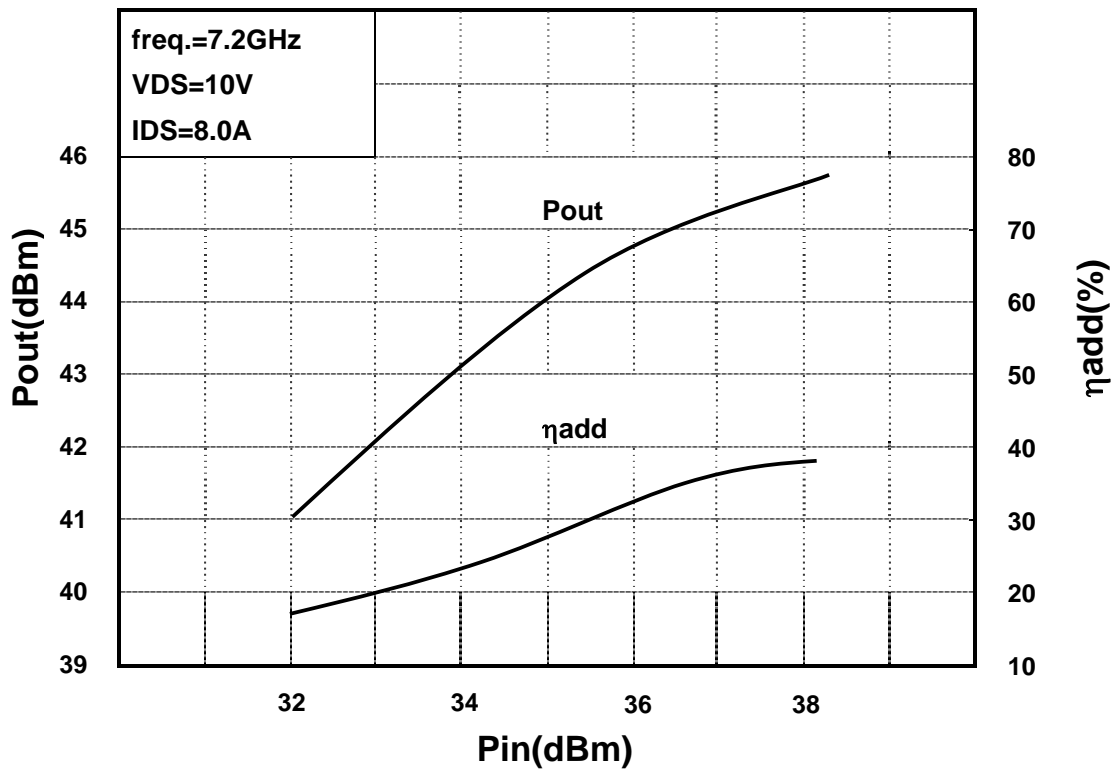
Soldering iron should be grounded and the operating time should not exceed 10 seconds at 260°C.

RF PERFORMANCES

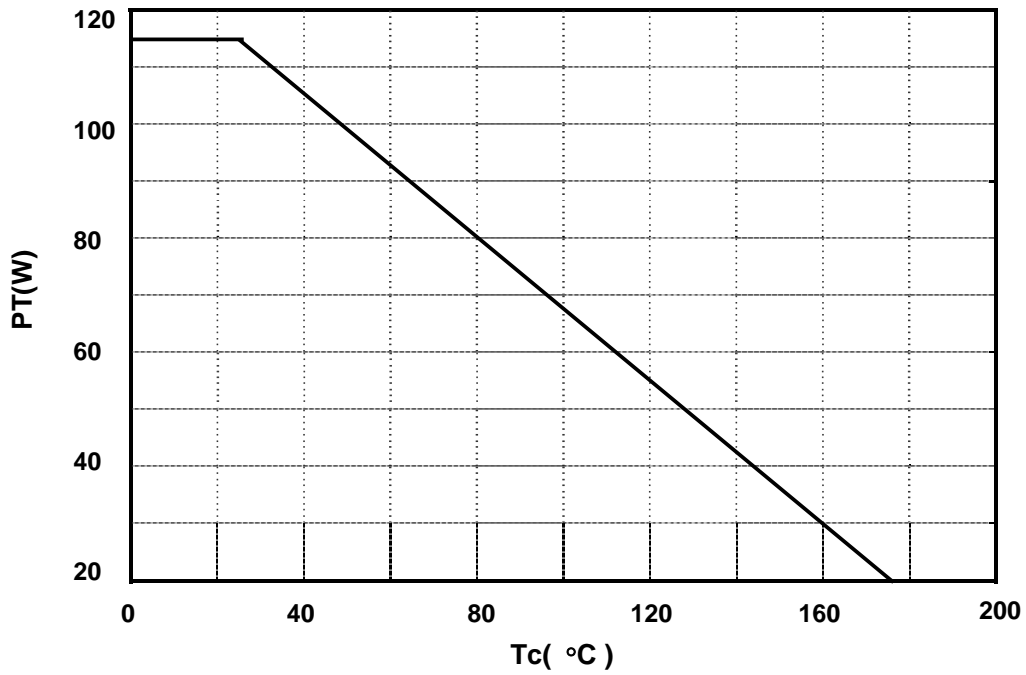
Output Power (Pout) vs. Frequency



Output Power(Pout) vs. Input Power(Pin)



Power Dissipation(PT) vs. Case Temperature(Tc)



IM3 vs. Power Characteristics

